



# PARTS CATALOGUE

**YZFR6E** (2CX7) U49

**YZFR6EC** (2CX8) CALIFORNIA

YZFR6E/YZFR6EC  
PARTS CATALOGUE  
©2013 by Yamaha Motor Co., Ltd.  
1st edition, September 2013  
All rights reserved.  
Any reprinting or unauthorized use  
without the written permission of  
Yamaha Motor Co., Ltd.  
is expressly prohibited.  
Printed in Japan.

# FOREWORD

This Parts Catalogue is related to the parts for the model(s) on the cover page. When you are ordering replacement parts, please refer to this Parts Catalogue and quote both part numbers and part names correctly.

1. Modifications or additions which have been made after the issue of the Parts Catalogue will be announced in the Parts News.

It is advisable that you make the necessary corrections to the Parts Catalogue according to the Parts News.

2. Abbreviations

The following abbreviations are used in this Parts Catalogue.

“UR” Use specified parts number.

“UN” Use as many as needed.

“AP” Alternate Parts

“LM” Locally Made (Parts need to be ordered locally)

“F#” Frame No. (Applicable machine No.)

“O/S” Over Size

3. The number of components for assembly

- Parts, which are to be supplied in an assembly, are listed with a dot (.) in front of the part name as shown below.
- The numeral appearing to the right of each component part indicates the quantity of parts for each assembly unit.

PART NO.	DESCRIPTION	Q'TY	REMARKS
2F5-83310-60	FRONT FLASHER LIGHT ASSY	2	
115-83311-60	.BULB (6V-18W)	1	

4. Applicable colours of graphics are represented in the “REMARKS” as shown below.

PART NO.	DESCRIPTION	Q'TY	REMARKS
2N4-24110-00-X5	FUEL TANK COMP.	2	MXR
3J1-24240-10	.GRAPHIC, FUEL TANK	1	FOR MXR

5. Note that the illustrations for reference in finding parts numbers are not to be used for assembling. When assembling, please use the applicable service manual.

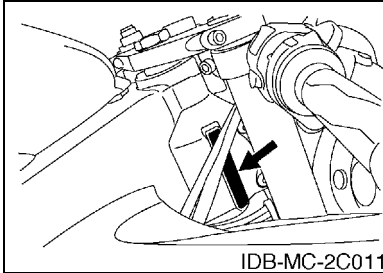
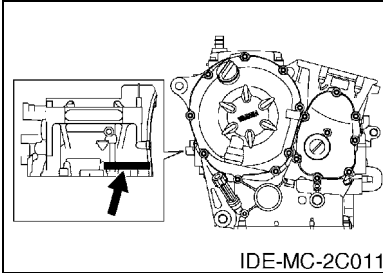
6. The asterisk (\*) before a reference number indicates modified items after the first edition.

# FOREWORD

7. Applicable Serial No.

Engine Serial No.

Frame Serial No.



8. Applicable Colour Code (The (\*) mark shows Model colour.)

Abbreviation	Colour Name	Colour Code
BWC1	BLUISH WHITE COCKTAIL 1	0390
DPBMC(*)	DEEP PURPLISH BLUE METALLIC C	0564
LGB	LOW GLOSS BLACK	0098
LN YM9	LIGHT GRAYISH YELLOW ME 9	1367
MBL2	MAT BLACK 2	0582
MNM3(*)	MAT GRAY METALLIC 3	1278
SMX	BLACK METALLIC X	0903
VRC1(*)	VIVID RED COCKTAIL 1	0121



# CONTENTS

## ENGINE

CYLINDER .....	1
CRANKSHAFT & PISTON .....	2
VALVE .....	3
CAMSHAFT & CHAIN .....	5
WATER PUMP .....	6
RADIATOR & HOSE .....	7
OIL PUMP .....	10
OIL CLEANER .....	11
INTAKE .....	12
INTAKE 2 .....	14
AIR INDUCTION SYSTEM .....	16
EXHAUST .....	17
CRANKCASE .....	19
CRANKCASE COVER 1 .....	21
STARTER .....	22
CLUTCH .....	23
TRANSMISSION .....	25
SHIFT CAM & FORK .....	27
SHIFT SHAFT .....	28

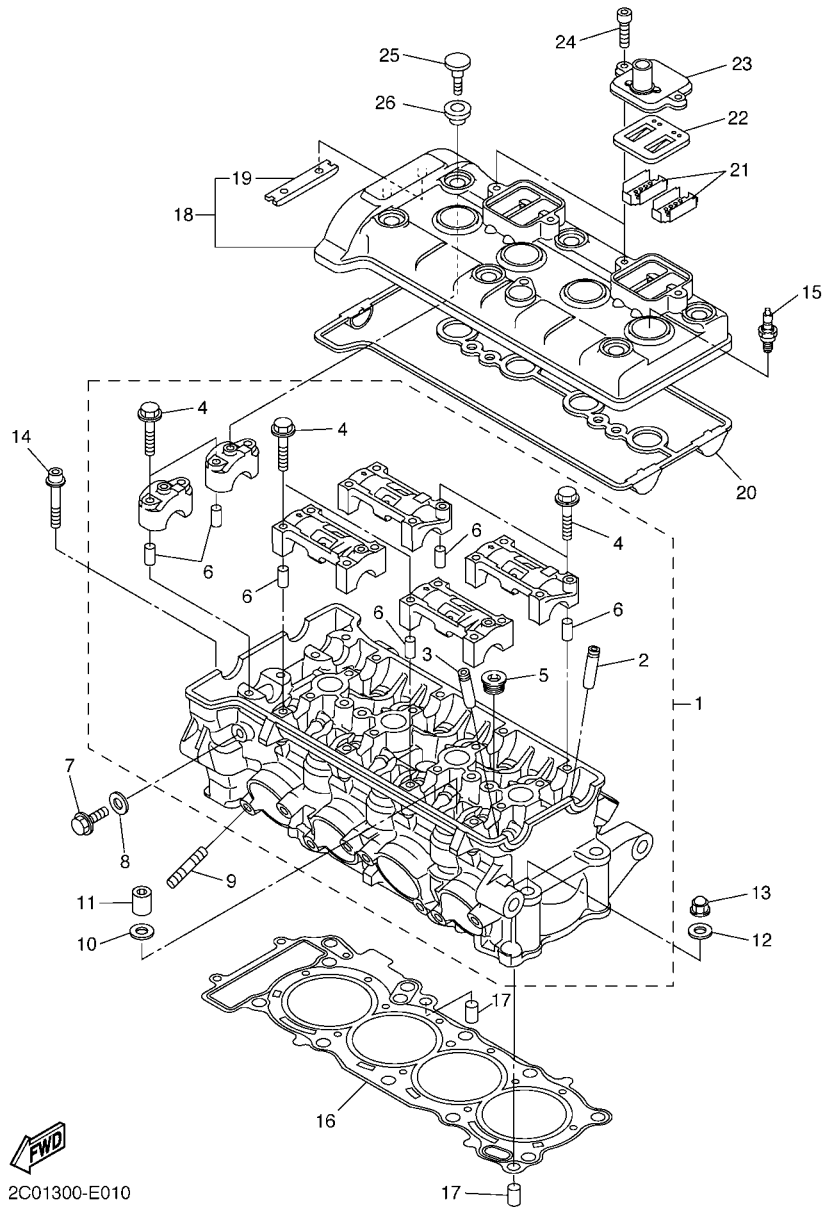
## CHASSIS

FRAME .....	30
FENDER .....	32
SIDE COVER .....	35
REAR ARM .....	36
REAR SUSPENSION .....	38
STEERING .....	39
FRONT FORK .....	40
FUEL TANK .....	42
SEAT .....	46
FRONT WHEEL .....	47
FRONT BRAKE CALIPER .....	48
REAR WHEEL .....	49
REAR BRAKE CALIPER .....	51
STEERING HANDLE & CABLE .....	52
FRONT MASTER CYLINDER .....	53
STAND & FOOTREST .....	55
REAR MASTER CYLINDER .....	58
COWLING 1 .....	60
COWLING 2 .....	64
GENERATOR .....	68

STARTING MOTOR .....	69
FLASHER LIGHT .....	70
METER .....	71
HEADLIGHT .....	72
TAILLIGHT .....	73
HANDLE SWITCH & LEVER .....	74
ELECTRICAL 1 .....	75
ELECTRICAL 2 .....	77

## INDEX

NUMERICAL INDEX .....	79
-----------------------	----

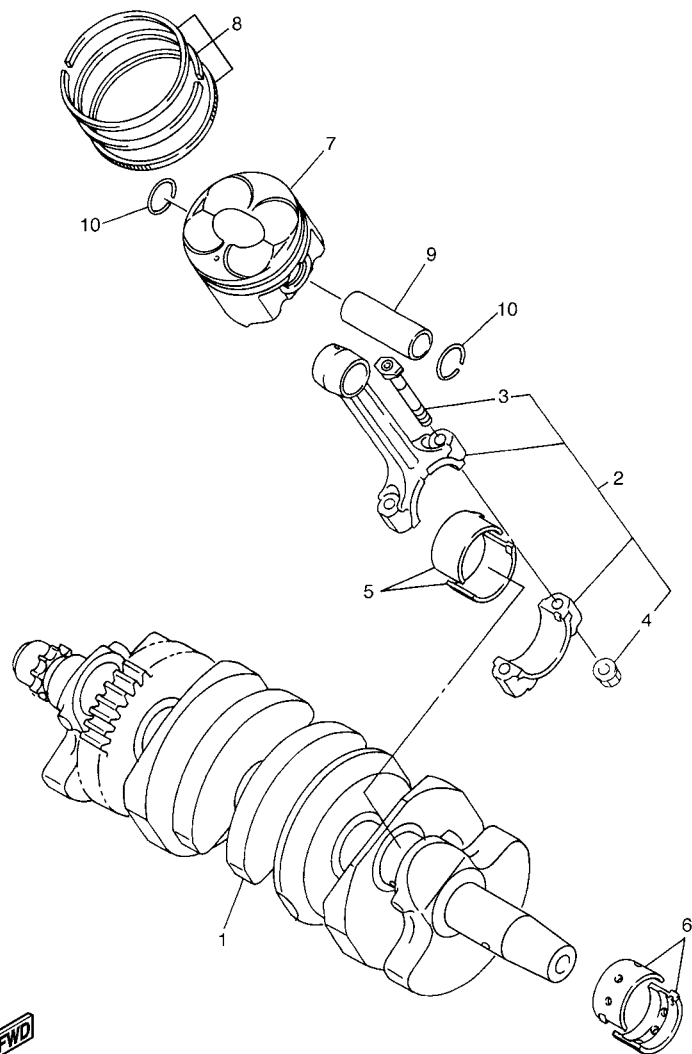


2C01300-E010

FIG. 1 CYLINDER

REF. NO.	PART NO.	DESCRIPTION	2CX7	2CX8	REMARKS
1	2C0-11101-01	CYLINDER HEAD ASSY	1	1	
2	2C0-11133-11	.GUIDE, VALVE 1	8	8	
3	2C0-11134-11	.GUIDE, VALVE 2	8	8	
4	90105-06027	.BOLT, FLANGE	20	20	
5	90340-18002	.PLUG, STRAIGHT SCREW	3	3	
6	91808-16023	.PIN, DOWEL	12	12	
7	95022-08012	BOLT, FLANGE	1	1	
8	90430-08119	GASKET	1	1	
9	95612-08625	BOLT, STUD	8	8	
10	90201-10013	WASHER, PLATE	8	8	
11	90179-10006	NUT	8	8	
12	90201-10013	WASHER, PLATE	2	2	
13	90176-10075	NUT, CROWN	2	2	
14	90110-06094	BOLT, HEXAGON SOCKET HEAD	2	2	
15	94701-00402	PLUG, SPARK (NGK CR10EK)	4	4	
16	2C0-11181-01	GASKET, CYLINDER HEAD 1	1	1	
17	99530-10114	PIN, DOWEL	2	2	
18	2C0-11191-00	COVER, CYLINDER HEAD 1	1	1	
19	5BE-12241-00	.GUIDE, STOPPER 2	1	1	
20	2C0-11193-00	GASKET, HEAD COVER 1	1	1	
21	5VY-1482K-00	PLATE	4	4	
22	5SL-14890-00	REED VALVE ASSY	2	2	
23	5VY-14899-01	CAP, CASE	2	2	
24	90110-06175	BOLT, HEXAGON SOCKET HEAD	4	4	
25	90109-066F0	BOLT	6	6	
26	5VY-1111G-00	RUBBER, MOUNT 1	6	6	

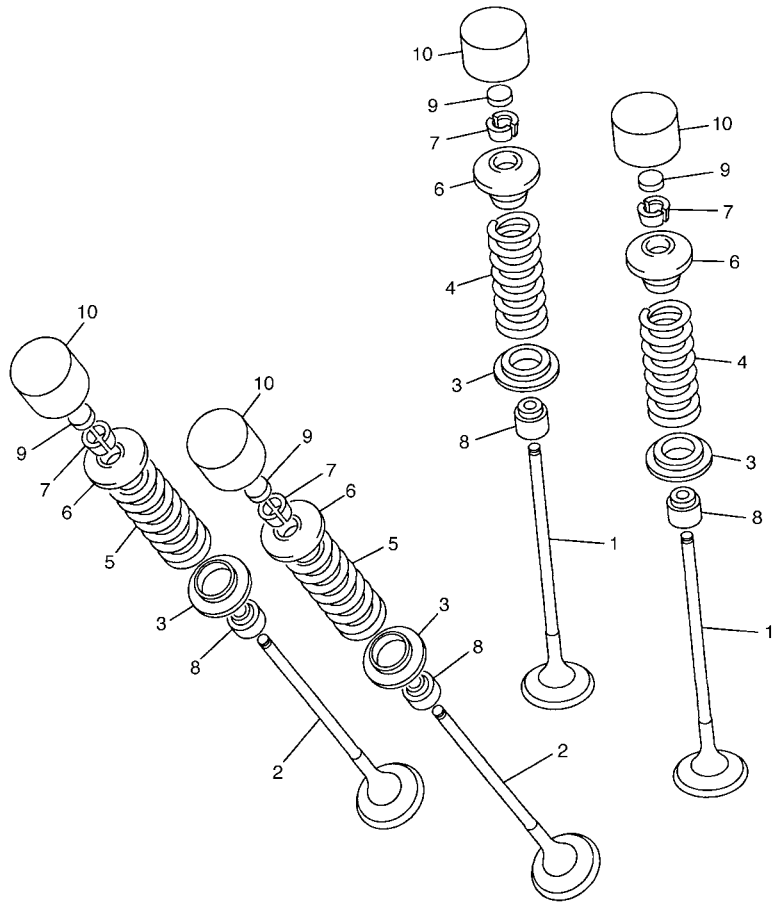
**FIG. 2 CRANKSHAFT & PISTON**



2C01300-E021

REF. NO.	PART NO.	DESCRIPTION	2CX7	2CX8		REMARKS
1	2C0-11411-00	CRANKSHAFT	1	1		
2	13S-11650-01	CONNECTING ROD ASSY	4	4		
3	2C0-11654-00	.BOLT, CONNECTING ROD	2	2		
4	90179-07001	.NUT	2	2		
5	13S-11656-00	PLANE BEARING, CONNECTING ROD	8	8		UR BLUE
	13S-11656-10	PLANE BEARING, CONNECTING ROD	8	8		UR BLACK
	13S-11656-20	PLANE BEARING, CONNECTING ROD	8	8		UR BROWN
	13S-11656-30	PLANE BEARING, CONNECTING ROD	8	8		UR GREEN
6	13S-11416-00	PLANE BEARING, CRANKSHAFT 1	10	10		UR BLUE
	13S-11416-10	PLANE BEARING, CRANKSHAFT 1	10	10		UR BLACK
	13S-11416-20	PLANE BEARING, CRANKSHAFT 1	10	10		UR BROWN
	13S-11416-30	PLANE BEARING, CRANKSHAFT 1	10	10		UR GREEN
	13S-11416-A0	PLANE BEARING, CRANKSHAFT 1	10	10		UR WHITE
7	13S-11631-00	PISTON (STD)	4	4		
8	2C0-11603-00	PISTON RING SET (STD)	4	4		
9	2C0-11633-00	PIN, PISTON	4	4		
10	93450-16159	CIRCLIP	8	8		

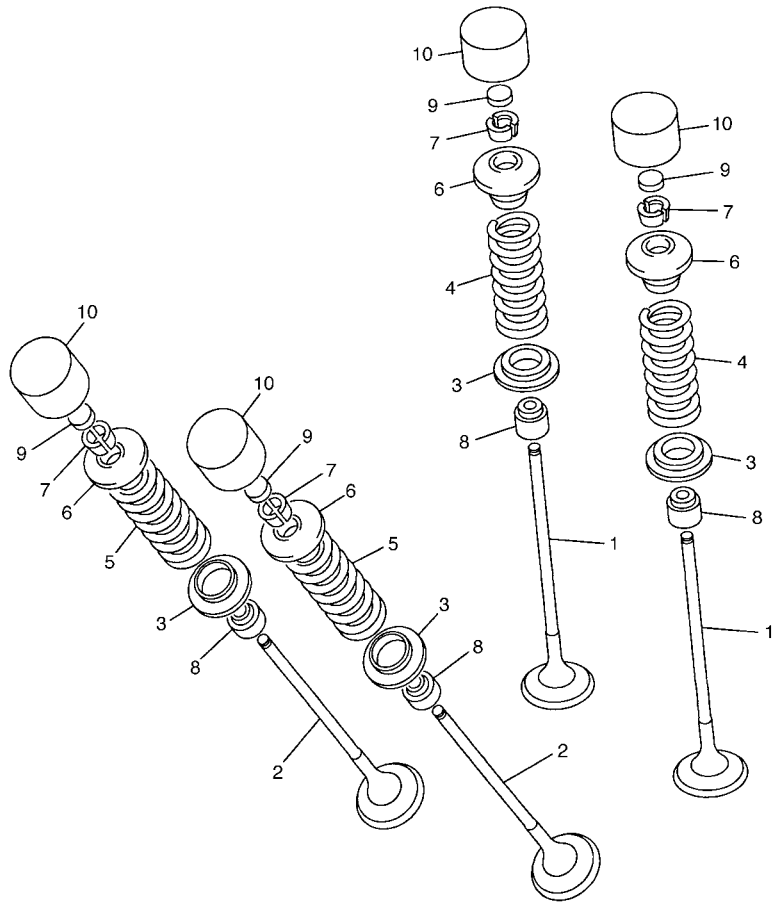




2C01300-E030

FIG. 3 VALVE

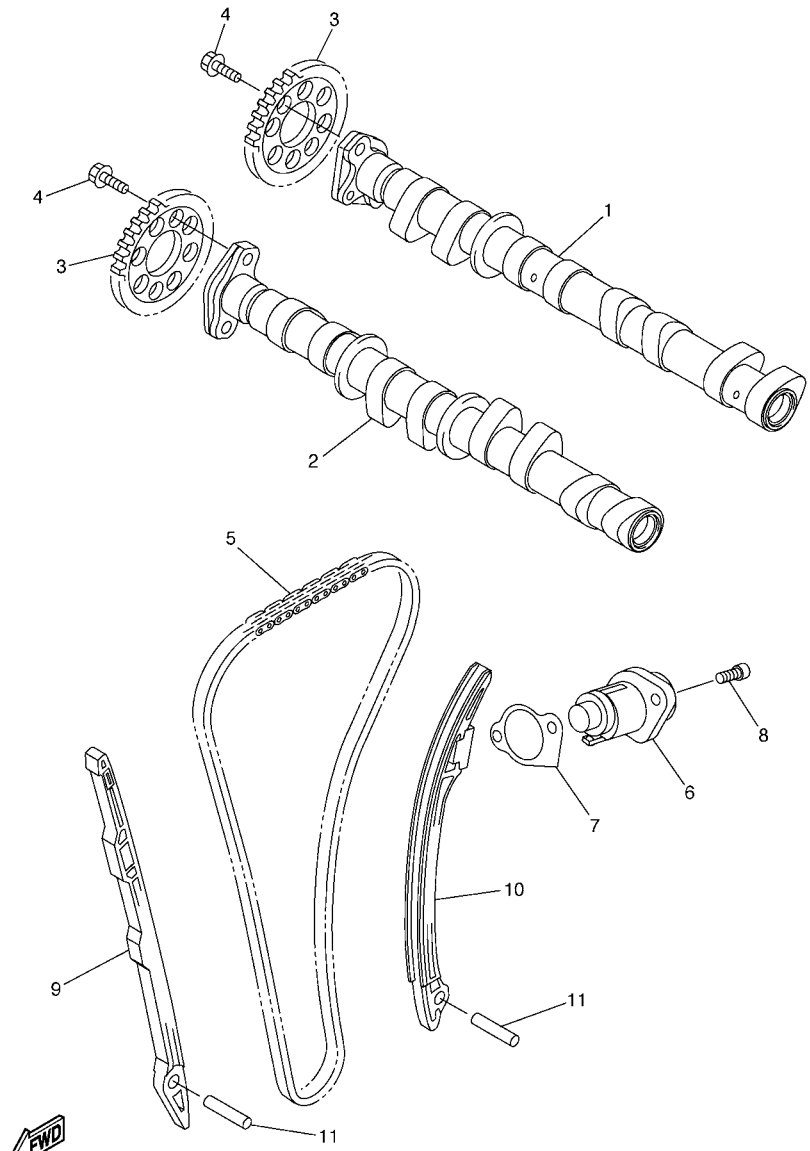
REF. NO.	PART NO.	DESCRIPTION	2CX7	2CX8	REMARKS
1	13S-12111-01	VALVE, INTAKE	8	8	
2	2C0-12121-00	VALVE, EXHAUST	8	8	
3	2C0-12116-00	SEAT, VALVE SPRING	16	16	
4	13S-12113-00	SPRING, VALVE INNER	8	8	
5	13S-12114-00	SPRING, VALVE OUTER	8	8	
6	13S-12117-00	RETAINER, VALVE SPRING	16	16	
7	1WG-12118-00	LOCK, VALVE SPRING RETAINER	32	32	
8	4SV-12119-00	SEAL, VALVE STEM	16	16	
9	1HX-12168-F0	PAD, ADJUSTING 2 (1.50)	16	16	UR
	1HX-12168-H1	PAD, ADJUSTING 2 (1.55)	16	16	UR
	1HX-12168-K1	PAD, ADJUSTING 2 (1.60)	16	16	UR
	1HX-12168-M1	PAD, ADJUSTING 2 (1.65)	16	16	UR
	1HX-12168-R1	PAD, ADJUSTING 2 (1.70)	16	16	UR
	1HX-12168-U1	PAD, ADJUSTING 2 (1.75)	16	16	UR
	1HX-12168-W1	PAD, ADJUSTING 2 (1.80)	16	16	UR
	1HX-12168-Y1	PAD, ADJUSTING 2 (1.85)	16	16	UR
	1HX-12169-11	PAD, ADJUSTING 2 (1.90)	16	16	UR
	1HX-12169-31	PAD, ADJUSTING 2 (1.95)	16	16	UR
	1HX-12169-50	PAD, ADJUSTING 2 (2.00)	16	16	UR
	1HX-12169-70	PAD, ADJUSTING 2 (2.05)	16	16	UR
	1HX-12169-90	PAD, ADJUSTING 2 (2.10)	16	16	UR
	1HX-12169-E0	PAD, ADJUSTING 2 (2.15)	16	16	UR
	1HX-12169-G0	PAD, ADJUSTING 2 (2.20)	16	16	UR
	1HX-12169-J0	PAD, ADJUSTING 2 (2.25)	16	16	UR
	1HX-12169-L0	PAD, ADJUSTING 2 (2.30)	16	16	UR
	1HX-12169-N0	PAD, ADJUSTING 2 (2.35)	16	16	UR
	1HX-12169-T0	PAD, ADJUSTING 2 (2.40)	16	16	UR



2C01300-E030

FIG. 3 VALVE

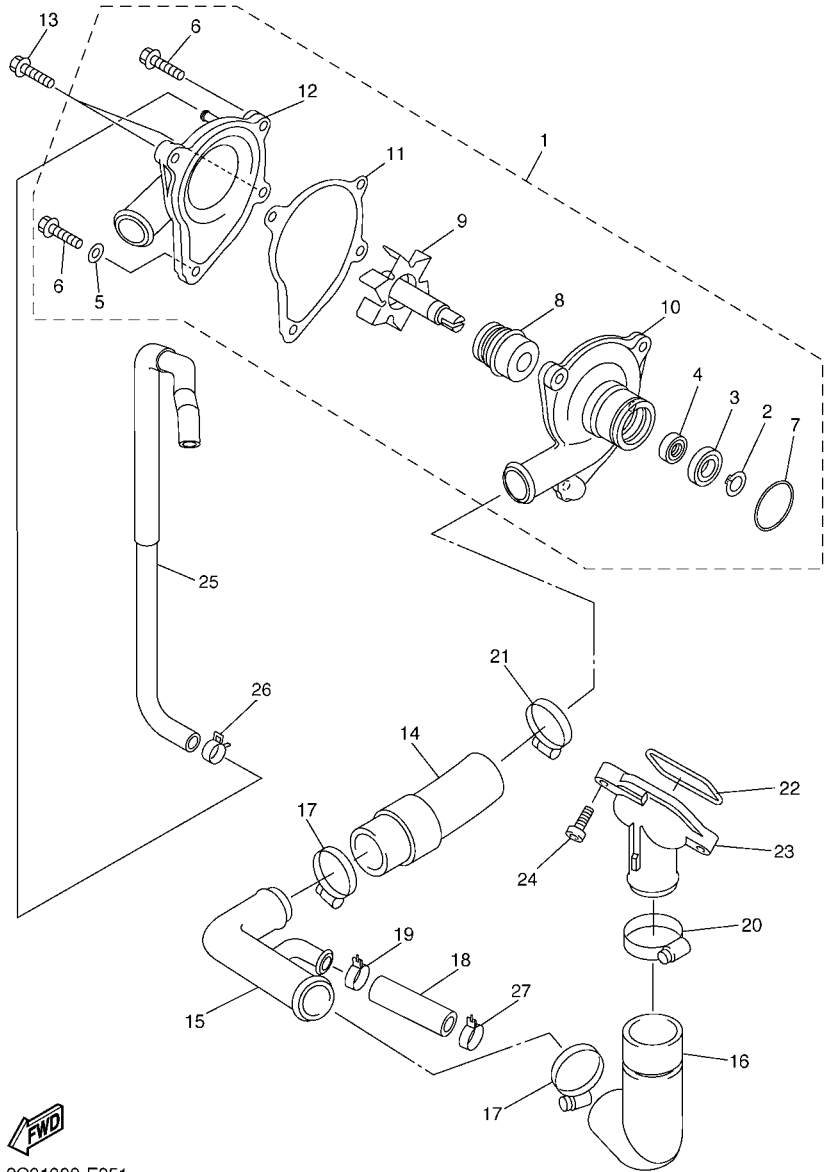
REF. NO.	PART NO.	DESCRIPTION	2CX7	2CX8	REMARKS
10	5EB-12153-10	LIFTER, VALVE	16	16	UR YELLOW
	5EB-12153-20	LIFTER, VALVE	16	16	UR BLUE
	5EB-12153-30	LIFTER, VALVE	16	16	UR RED
	5EB-12153-09	LIFTER, VALVE (O/S)	16	16	AP GREEN
-----					
-----					
-----					
-----					
-----					
-----					
-----					
-----					
-----					
-----					



2C01300-E040

FIG. 4 CAMSHAFT & CHAIN

REF. NO.	PART NO.	DESCRIPTION	2CX7	2CX8			REMARKS
1	13S-12170-01	CAMSHAFT ASSY 1	1	1			
2	13S-12180-01	CAMSHAFT ASSY 2	1	1			
3	2C0-12176-00	SPROCKET, CAM CHAIN	2	2			
4	90105-07004	BOLT, FLANGE	4	4			
5	94591-64118	CHAIN	1	1			
6	13S-12210-01	TENSIONER ASSY, CAM CHAIN	1	1			
7	2C0-12213-00	GASKET, TENSIONER CASE	1	1			
8	90110-06106	BOLT, HEXAGON SOCKET HEAD	2	2			
9	2C0-12251-00	DAMPER, CHAIN 1	1	1			
10	13S-12252-00	DAMPER, CHAIN 2	1	1			
11	93607-44002	PIN, DOWEL	2	2			



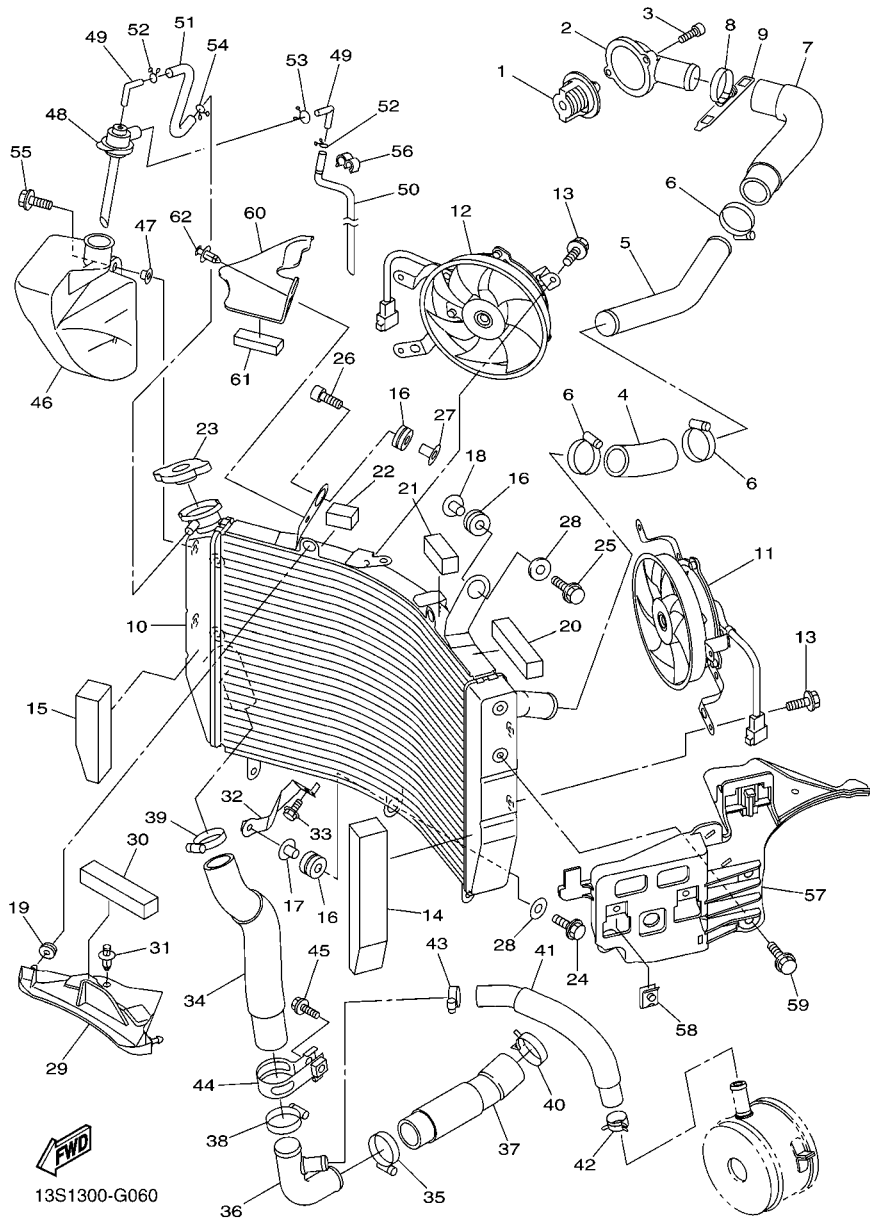
2C01300-E051

FIG. 5 WATER PUMP

REF. NO.	PART NO.	DESCRIPTION	2CX7	2CX8				REMARKS
1	2C0-12420-00	WATER PUMP ASSY	1	1				
2	99009-10400	.CIRCLIP	1	1				
3	93306-00006	.BEARING	1	1				
4	93101-10090	.OIL SEAL	1	1				
5	90430-06014	.GASKET	1	1				
6	95024-06025	.BOLT, FLG.(SMALL HEAD)	2	2				
7	93210-33133	.O-RING	1	1				
8	2C0-12438-00	.SEAL, MECHANICAL	1	1				
9	2C0-12450-00	.IMPELLER SHAFT ASSY	1	1				
10	2C0-12421-00	.HOUSING, WATER PUMP	1	1				
11	2C0-12428-01	.GASKET, HOUSING COVER 2	1	1				
12	2C0-W1242-00	.COVER, HOUSING	1	1				
13	90110-06140	BOLT, HEXAGON SOCKET HEAD	2	2				
14	2C0-12576-00	HOSE 1	1	1				
15	2C0-12581-00	JOINT, HOSE 1	1	1				
16	2C0-12577-00	HOSE 2	1	1				
17	90450-35001	HOSE CLAMP ASSY	2	2				
18	2C0-12588-00	HOSE 5	1	1				
19	90467-200A0	CLIP	1	1				
20	90450-38003	HOSE CLAMP ASSY	1	1				
21	90450-32001	HOSE CLAMP ASSY	1	1				
22	93210-46001	O-RING	1	1				
23	5EB-12469-00	JOINT 1	1	1				
24	90105-06082	BOLT, FLANGE	2	2				
25	2C0-1243A-00	HOSE 1	1	1				
26	90467-11090	CLIP	2	2				
27	90467-200A0	CLIP	1	1				

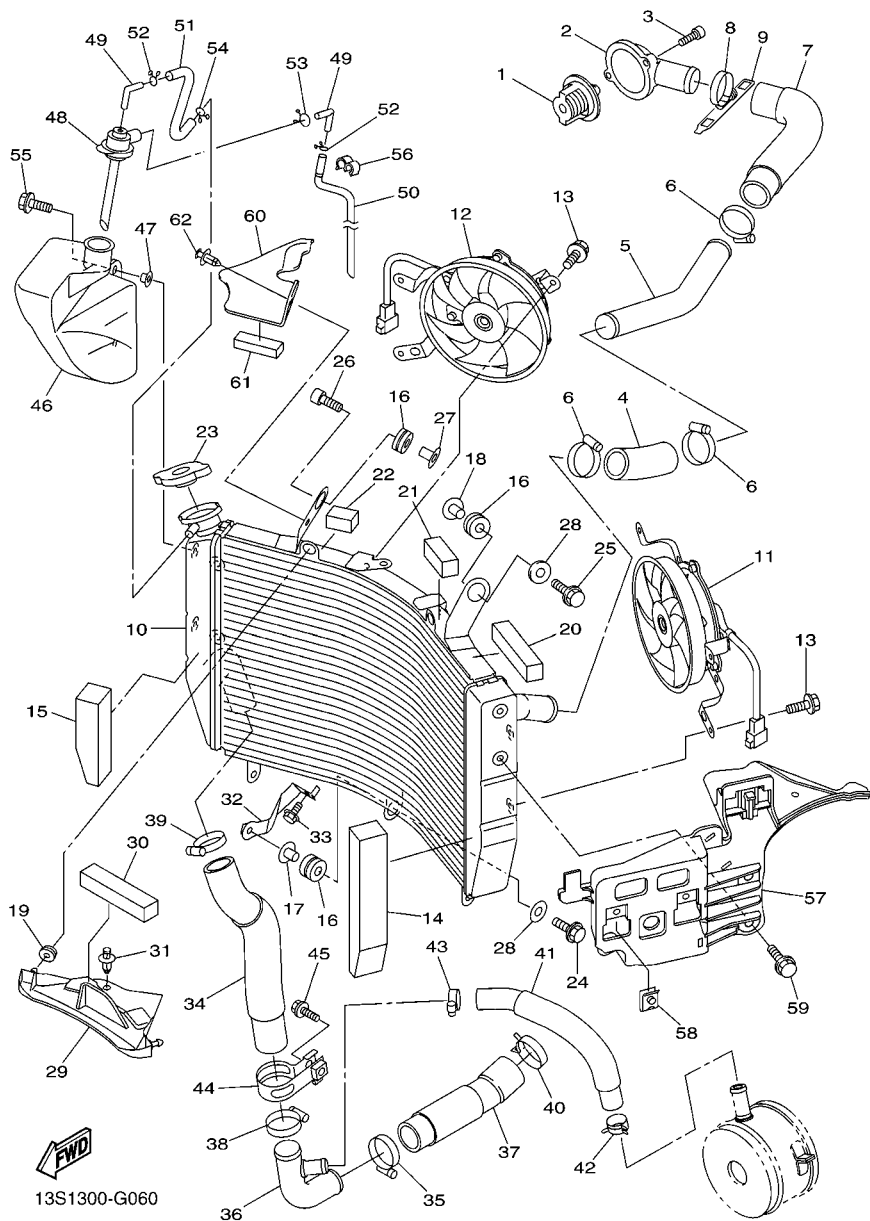
**FIG. 6 RADIATOR & HOSE**

REF. NO.	PART NO.	DESCRIPTION			REMARKS
			2CX7	2CX8	
1	5SL-12410-00	THERMOSTAT ASSY	1	1	
2	2C0-12413-00	COVER, THERMOSTAT	1	1	
3	91312-06020	BOLT	2	2	
4	2C0-12578-00	HOSE 3	1	1	
5	2C0-12481-00	PIPE 1	1	1	
6	90450-35001	HOSE CLAMP ASSY	3	3	
7	2C0-12552-00	HOSE 8	1	1	
8	90450-35001	HOSE CLAMP ASSY	1	1	
9	5GV-1246E-00	COVER 2	1	1	
10	13S-12461-00	RADIATOR COMP	1	1	
11	2C0-12405-00	BLOWER ASSY	1	1	
12	2C0-12405-10	BLOWER ASSY	1	1	
13	5GJ-12675-00	BOLT, BLOWER HOLDING	6	6	
14	2C0-12659-00	DAMPER, AIR SHROUD 2	1	1	
15	2C0-12668-00	DAMPER, AIR SHROUD 3	1	1	
16	90480-15363	GROMMET	3	3	
17	90387-07391	COLLAR	1	1	
18	90387-0614M	COLLAR	1	1	
19	90480-11005	GROMMET	2	2	
20	13S-12659-00	DAMPER, AIR SHROUD 2	1	1	
21	13S-12678-00	DAMPER, AIR SHROUD 5	1	1	
22	13S-12688-00	DAMPER, SHROUD 7	1	1	
23	5SL-12462-00	CAP, RADIATOR	1	1	
24	90105-06040	BOLT, FLANGE	1	1	
25	95807-06035	BOLT, FLANGE	1	1	
26	91317-06035	BOLT	1	1	
27	90387-0614M	COLLAR	1	1	

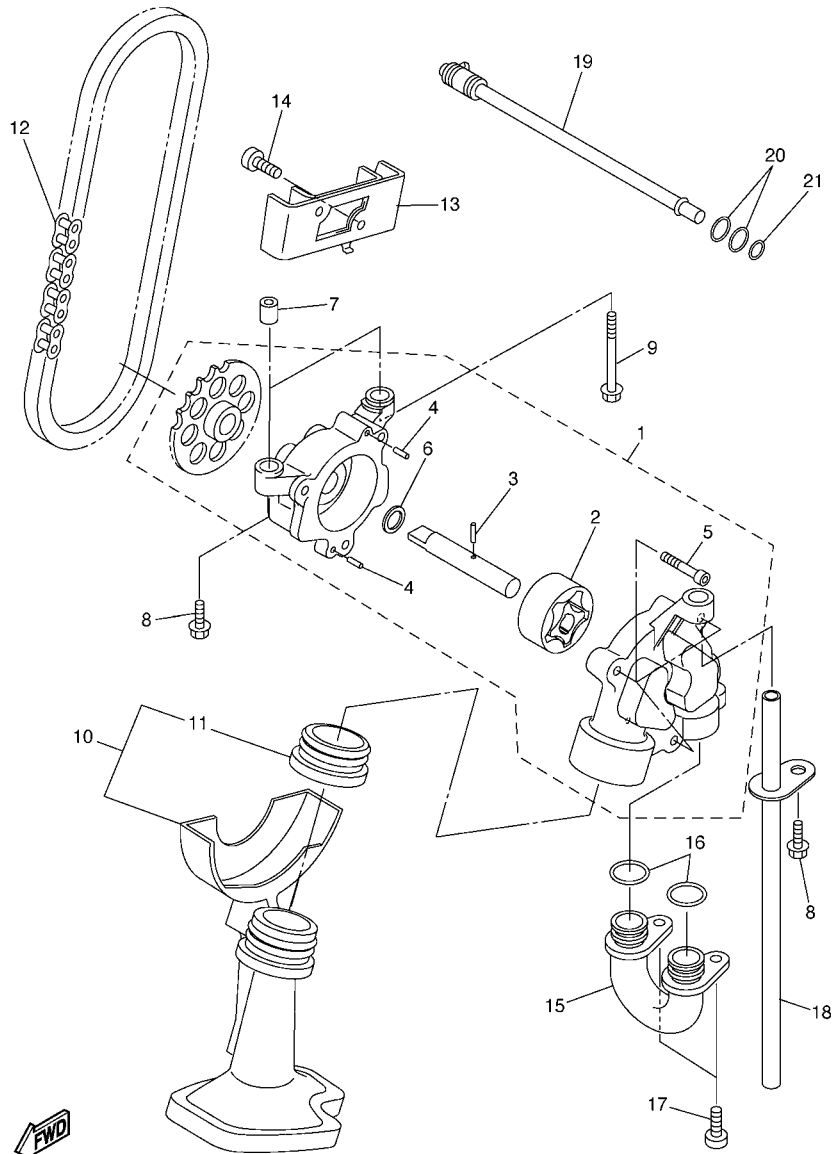


**FIG. 6 RADIATOR & HOSE**

REF. NO.	PART NO.	DESCRIPTION	2CX7	2CX8	REMARKS
28	90201-06071	WASHER, PLATE	2	2	
29	2C0-12535-00	PLATE	1	1	
30	13S-12669-00	DAMPER, AIR SHROUD 4	1	1	
31	90269-07007	RIVET	1	1	
32	2C0-1244E-00	BRACKET 1	1	1	
33	95827-06012	BOLT, FLANGE	1	1	
34	2C0-12579-00	HOSE 4	1	1	
35	90450-35001	HOSE CLAMP ASSY	1	1	
36	2C0-12582-00	JOINT, HOSE 2	1	1	
37	2C0-12551-00	HOSE 7	1	1	
38	90450-35001	HOSE CLAMP ASSY	1	1	
39	90450-35001	HOSE CLAMP ASSY	1	1	
40	90467-310A0	CLIP	1	1	
41	2C0-12589-00	HOSE 6	1	1	
42	90467-200A0	CLIP	1	1	
43	90450-22017	HOSE CLAMP ASSY	1	1	
44	2C0-12491-00	CLAMP 1	1	1	
45	95027-10020	BOLT, FLANGE	1	1	
46	2C0-21871-00	TANK, RECOVERY	1	1	
47	90387-06681	COLLAR	2	2	
48	2C0-21875-00	CAP	1	1	
49	26H-21828-00	ELBOW	2	2	
50	2C0-21816-00	PIPE 1	1	1	
51	2C0-1243F-00	HOSE,3	1	1	
52	90467-08003	CLIP	2	2	
53	90467-10M04	CLIP	1	1	
54	90467-08003	CLIP	1	1	





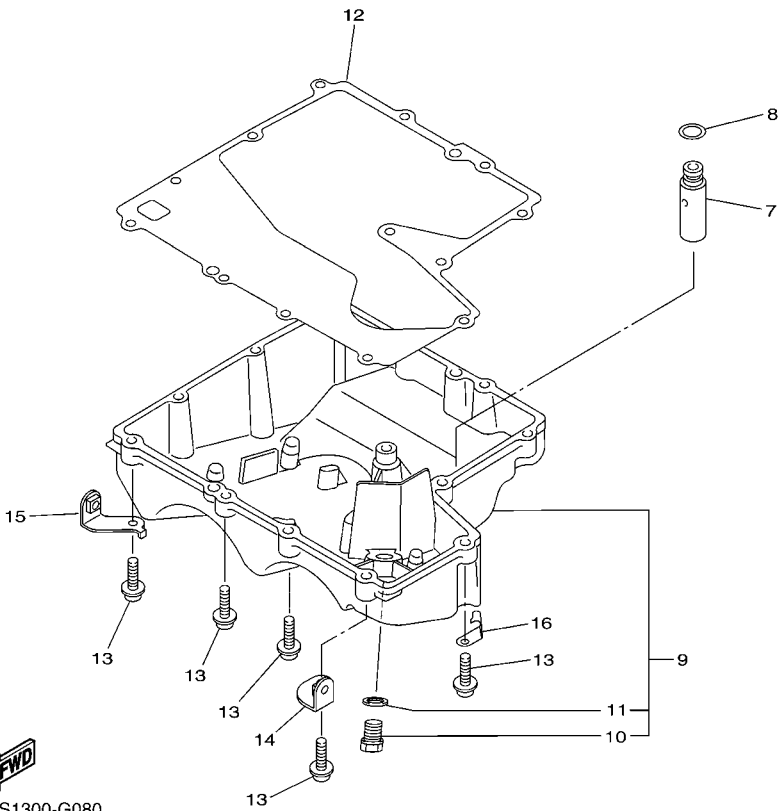
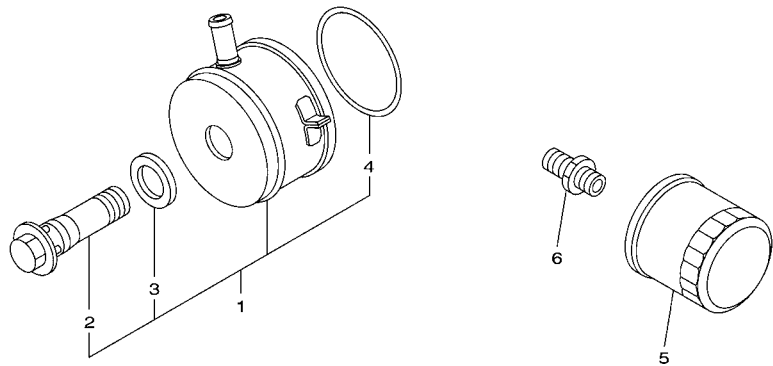


2C01300-E070

FIG. 7 OIL PUMP

REF. NO.	PART NO.	DESCRIPTION	2CX7	2CX8			REMARKS
1	2C0-13300-00	OIL PUMP ASSY	1	1			
2	4SV-13310-00	.ROTOR ASSY 1	1	1			
3	93603-17070	.PIN, DOWEL	1	1			
4	93603-09106	.PIN, DOWEL	2	2			
5	91312-06025	.BOLT	3	3			
6	90201-113K2	.WASHER, PLATE	1	1			
7	91808-17032	PIN, DOWEL	2	2			
8	95812-06030	BOLT, FLANGE	2	2			
9	95812-06080	BOLT, FLANGE	1	1			
10	2C0-13410-00	STRAINER HOUSING ASSY	1	1			
11	2C0-13415-00	.SEAL, OIL STRAINER	1	1			
12	94580-25074	CHAIN	1	1			
13	2C0-13898-00	HOLDER	1	1			
14	90110-06161	BOLT, HEXAGON SOCKET HEAD	2	2			
15	2C0-13416-00	PIPE, OIL 1	1	1			
16	93210-14003	O-RING	2	2			
17	90110-06161	BOLT, HEXAGON SOCKET HEAD	2	2			
18	5EB-13161-00	PIPE, DELIVERY 1	1	1			
19	2C0-1316E-00	PIPE, DELIVERY 5	1	1			
20	93210-09165	O-RING	2	2			
21	93210-06667	O-RING	1	1			





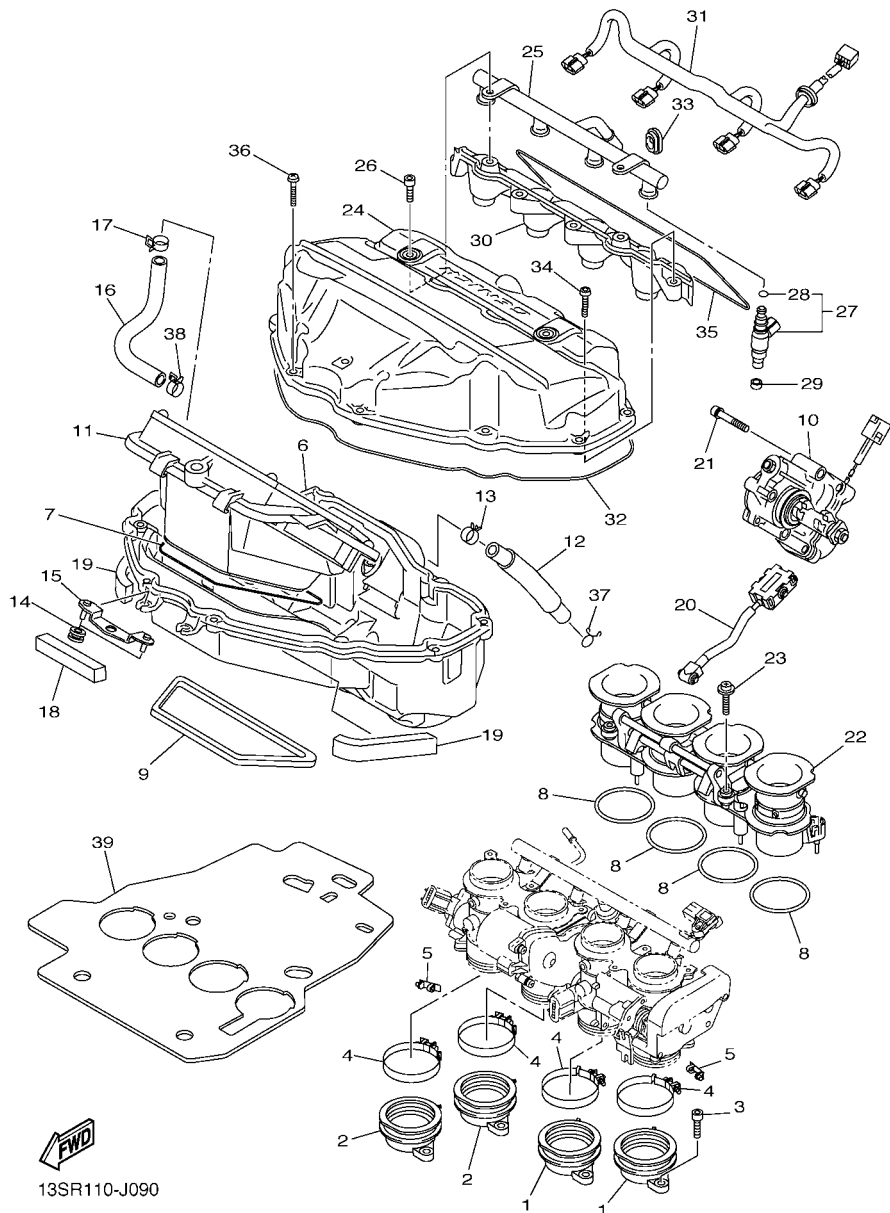
13S1300-G080

FIG. 8 OIL CLEANER

REF. NO.	PART NO.	DESCRIPTION	2CX7	2CX8		REMARKS
1	13S-13470-00	OIL COOLER ASSY	1	1		
2	5EB-12822-00	.BOLT, UNION	1	1		
3	5EB-13475-00	.GASKET	1	1		
4	5JW-13473-00	.O-RING	1	1		
5	5GH-13440-50	ELEMENT ASSY, OIL CLEANER	1	1		
6	90401-20008	BOLT, UNION	1	1		
7	2C0-13490-00	RELIEF VALVE ASSY	1	1		
8	93210-15566	O-RING	1	1		
9	2C0-13400-00	STRAINER COVER ASSY	1	1		
10	90340-14132	.PLUG, STRAIGHT SCREW	1	1		
11	214-11198-01	.GASKET	1	1		
12	2C0-13414-01	GASKET, STRAINER COVER	1	1		
13	90110-06387	BOLT, HEXAGON SOCKET HEAD	13	13		
14	13S-2836A-00	BRACKET 1	1	1		
15	13S-2836E-00	BRACKET 2	1	1		
16	90465-10040	CLAMP	1	1		

FIG. 9 INTAKE

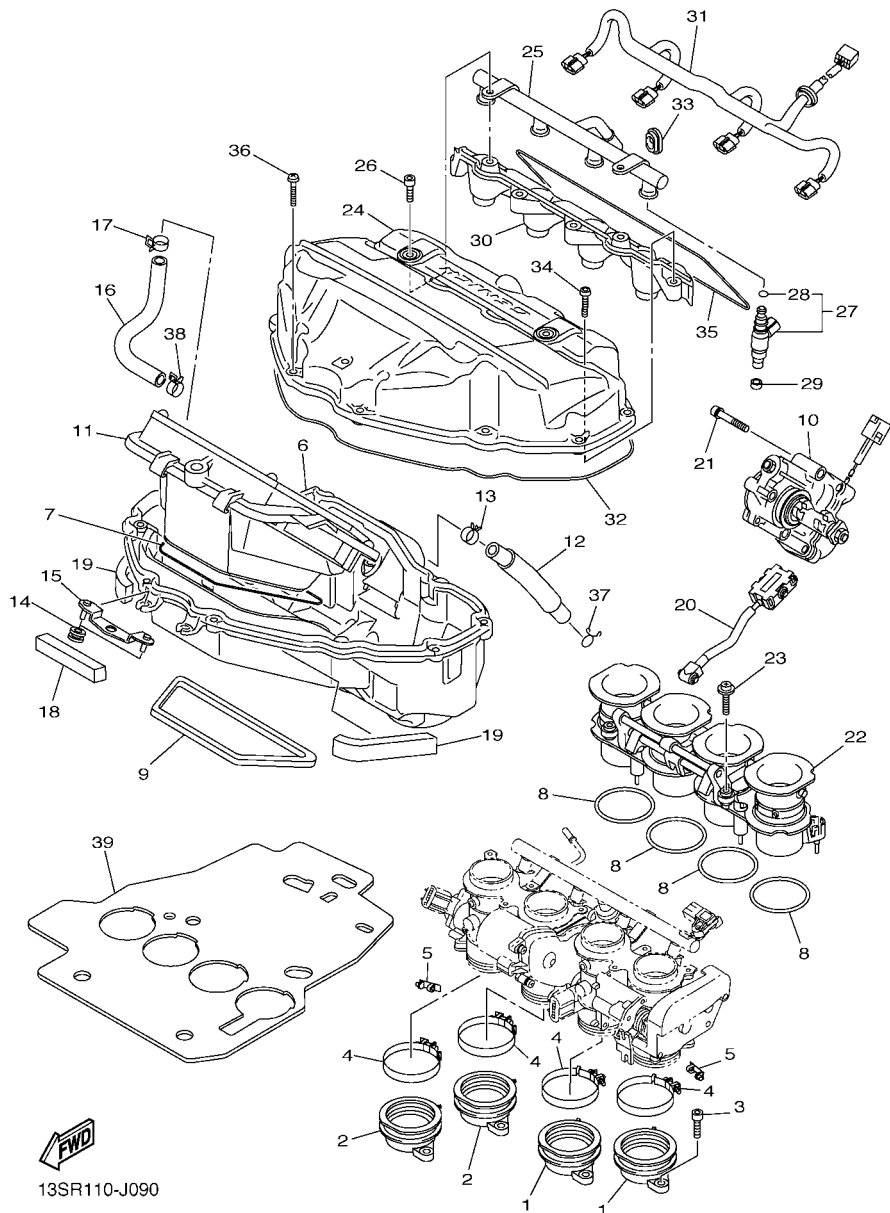
REF. NO.	PART NO.	DESCRIPTION	2CX7	2CX8	REMARKS
1	2C0-13586-00	JOINT, CARBURETOR 1	2	2	
2	2C0-13596-00	JOINT, CARBURETOR 2	2	2	
3	91312-06016	BOLT	8	8	
4	90450-56007	HOSE CLAMP ASSY	4	4	
5	2C0-13881-00	COVER 1	2	2	
6	13S-14411-01	CASE, AIR CLEANER 1	1	1	
7	13S-14462-00	SEAL	1	1	
8	13S-14457-00	SEAL	4	4	
9	2C0-14467-00	SEAL	1	1	
10	13S-85870-00	GEARED MOTOR COMP. 2	1	1	
11	13S-14450-30	ELEMENT ASSY, AIR CLEANER	1	1	
12	13S-15373-00	PIPE, BREATHER	1	1	
13	90467-15001	CLIP	1	1	
14	90480-08264	GROMMET	2	2	
15	13S-14498-00	STAY 1	1	1	
16	13S-14882-00	HOSE, BEND 2	1	1	
17	90467-180A3	CLIP	1	1	
18	2C0-14409-00	DAMPER	1	1	
19	2C0-14425-00	DAMPER 1	2	2	
20	13S-14490-10	SHAFT ASSY	1	1	
21	90110-05047	BOLT, HEXAGON SOCKET HEAD	3	3	
22	13S-1440B-10	JOINT ASSY	1	1	
23	90159-05035	SCREW, WITH WASHER	2	2	
24	13S-14421-11	CASE, AIR CLEANER 2	1	1	
25	13S-13938-00	PIPE	1	1	
26	90111-06064	BOLT, HEX. SOCKET BUTTON	2	2	
27	13S-13761-00	INJECTOR	4	4	



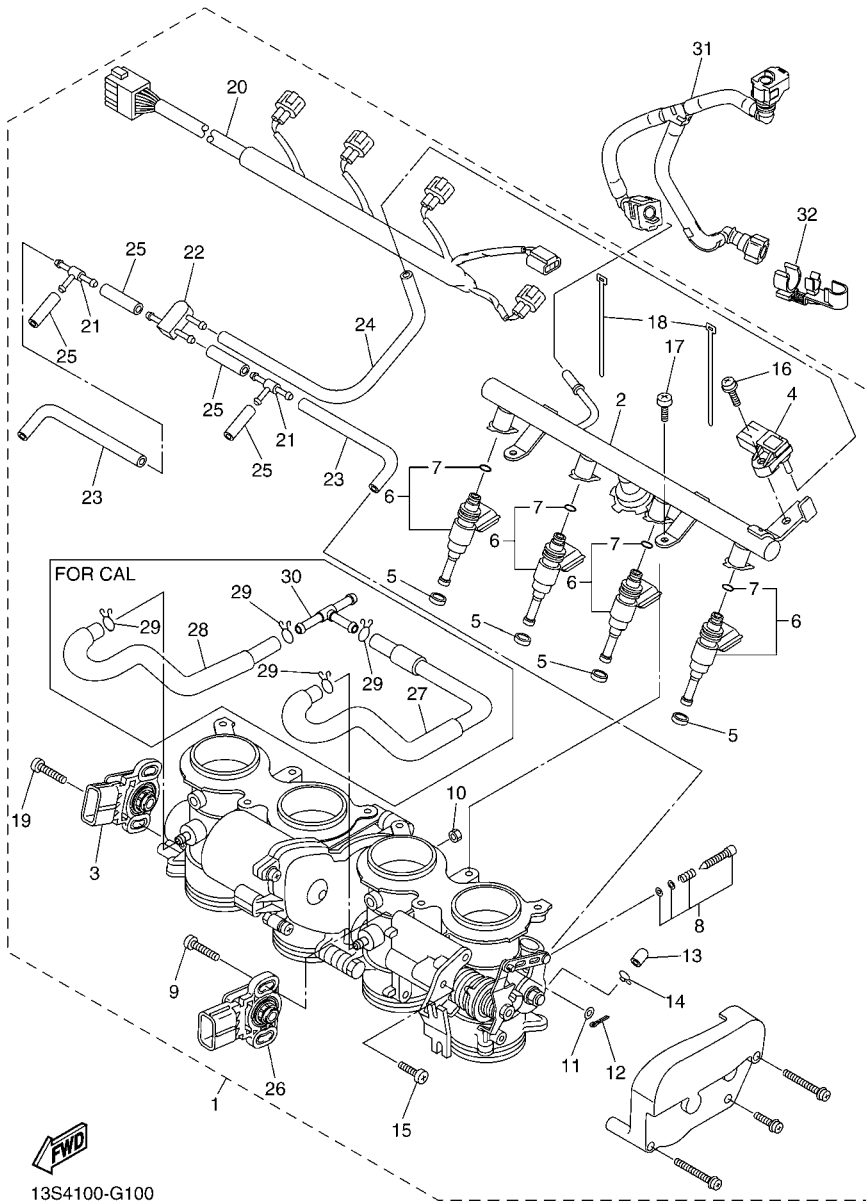
13SR110-J090

FIG. 9 INTAKE

REF. NO.	PART NO.	DESCRIPTION	2CX7	2CX8	REMARKS
28	5PS-14147-00	.O-RING	1	1	
29	90430-09002	GASKET	4	4	
30	13S-13767-01	CAP, INJECTOR	1	1	
31	13S-82318-00	WIRE, SUB-LEAD	1	1	
32	2C0-14452-00	SEAL	1	1	
33	13S-14445-00	GROMMET	1	1	
34	92012-06020	BOLT, BUTTON HEAD	4	4	
35	13S-1446R-00	SEAL	1	1	
36	98902-05020	SCREW, BIND	11	11	
37	90467-14015	CLIP	1	1	
38	90467-180A3	CLIP	1	1	
39	2C0-12682-01	PROTECTOR, HEAT	1	1	



13SR110-J090



13S4100-G100

FIG. 10 INTAKE 2

REF. NO.	PART NO.	DESCRIPTION	2CX7	2CX8	REMARKS
1	13S-13750-00	THROTTLE BODY ASSY	1		
	13S-13750-10	THROTTLE BODY ASSY		1	FOR CALIFORNIA
2	13S-13930-00	.PIPE INLET ASSEMBLY	1	1	
3	13S-85885-00	.THROTTLE SENSOR ASSY	1	1	
4	2C0-82380-00	.SENSOR, PRESSURE	1	1	
5	8FP-13556-00	.RUBBER, INJECTOR	4	4	
6	2C0-13761-00	.INJECTOR	4	4	
7	5PS-14147-00	.O-RING	1	1	
8	2C0-14105-00	.PILOT SCREW SET	4	4	
9	5FL-14216-00	.SCREW	2	2	
10	95307-04700	.NUT	1	1	
11	22U-14952-00	.WASHER	1	1	
12	91492-12010	.PIN, COTTER	1	1	
13	895-14169-00	.CAP	4	4	
14	8A7-14139-00	.CLIP, PIPE	4	4	
15	98507-05012	.SCREW, PAN HEAD	2	2	
16	2C0-14216-00	.SCREW	1	1	
17	98507-06012	.SCREW, PAN HEAD	2	2	
18	4KM-14137-00	.CLIP	2	2	
19	8CC-14216-10	.SCREW	2	2	
20	13S-82386-00	.EXTENSION, WIRE HARNESS	1	1	
21	68V-24376-00	.PIPE, JOINT 1	2	2	
22	3XV-14251-00	.NIPPLE	1	1	
23	68V-13533-00	.HOSE, VACUUM SENSING 4	2	2	
24	2C0-13532-00	.HOSE, VACUUM SENSING 3	1	1	
25	5FL-14348-10	.PIPE 1	4	4	
26	13S-85884-00	.ACCELERATOR SENSOR ASSY	1	1	

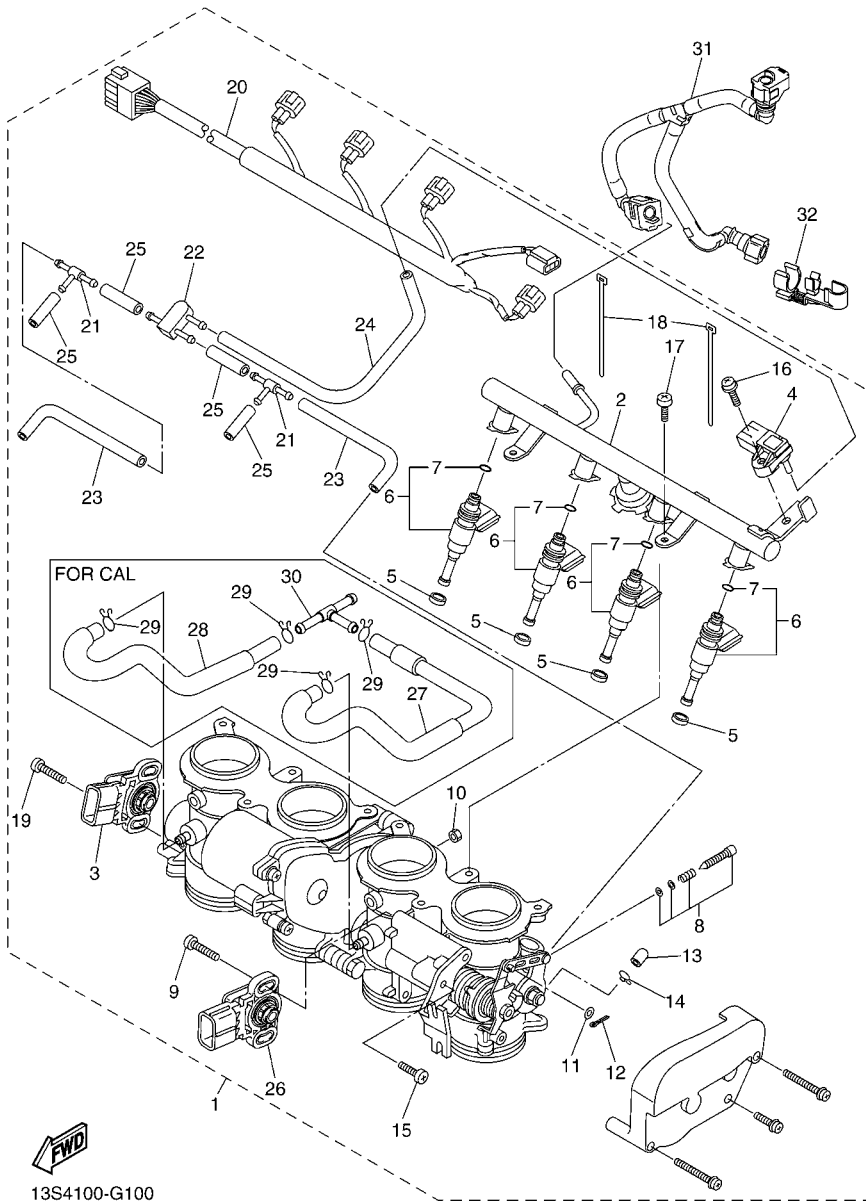
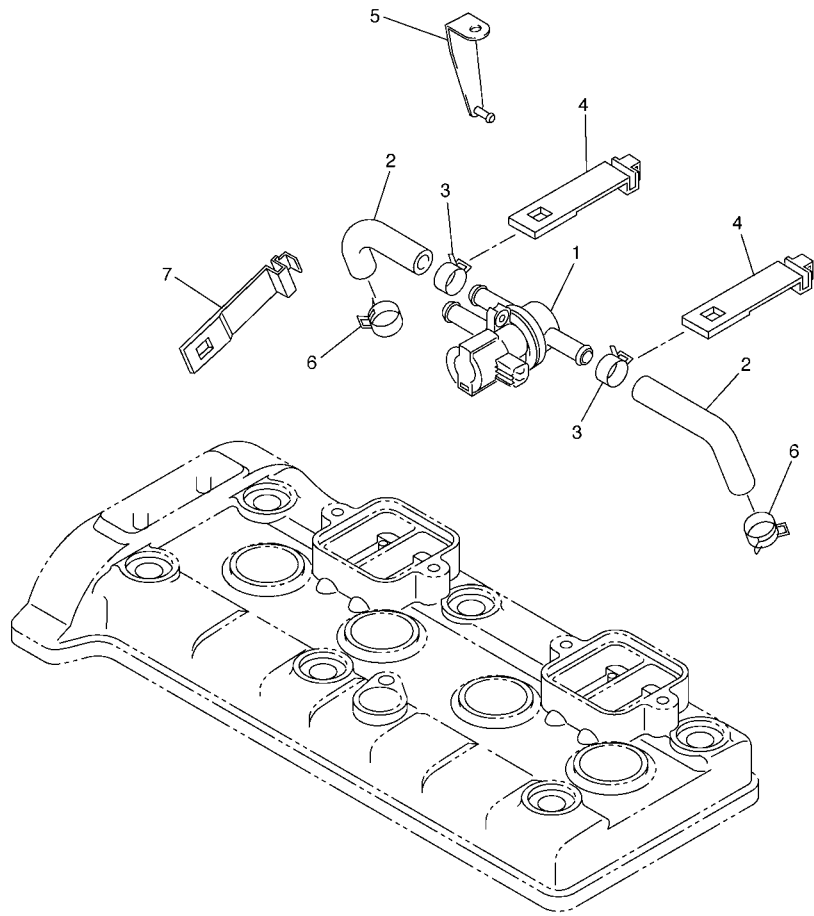


FIG. 10 INTAKE 2

REF. NO.	PART NO.	DESCRIPTION	2CX7	2CX8	REMARKS
27	13S-14465-00	.PIPE		1	FOR CALIFORNIA
28	13S-14466-00	.PIPE		1	FOR CALIFORNIA
29	90467-100A1	.CLIP		4	FOR CALIFORNIA
30	90413-08012	.WAY 3		1	FOR CALIFORNIA
31	13S-13971-01	PIPE, FUEL 1	1	1	
32	90464-16005	CLAMP	1	1	

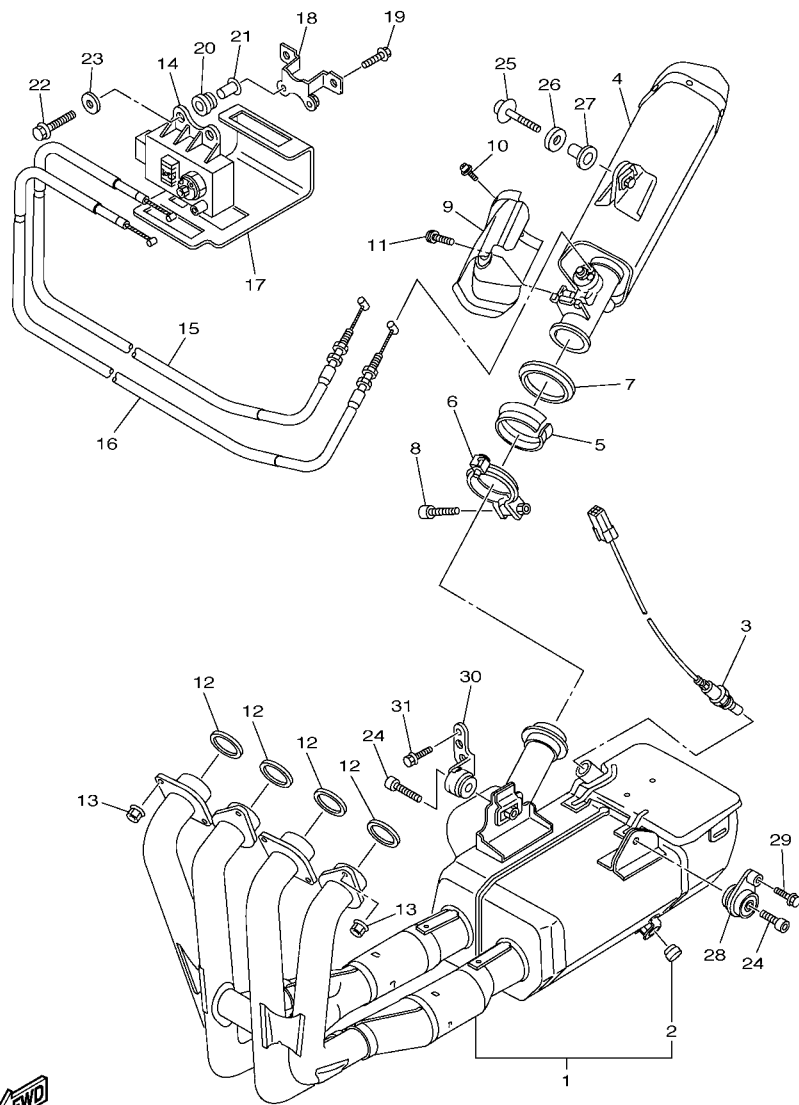


2C01300-E110



**FIG. 11 AIR INDUCTION SYSTEM**

REF. NO.	PART NO.	DESCRIPTION	2CX7	2CX8				REMARKS
1	2C0-14840-00	AIR CUT VALVE ASSY	1	1				
2	2C0-14881-00	HOSE, BEND 1	2	2				
3	90467-18172	CLIP	2	2				
4	5JW-14723-00	COVER 1	2	2				
5	2C0-21249-00	BRACKET	1	1				
6	90467-180A0	CLIP	2	2				
7	5JW-14723-00	COVER 1	1	1				
-----								
-----								
-----								
-----								
-----								
-----								
-----								
-----								
-----								



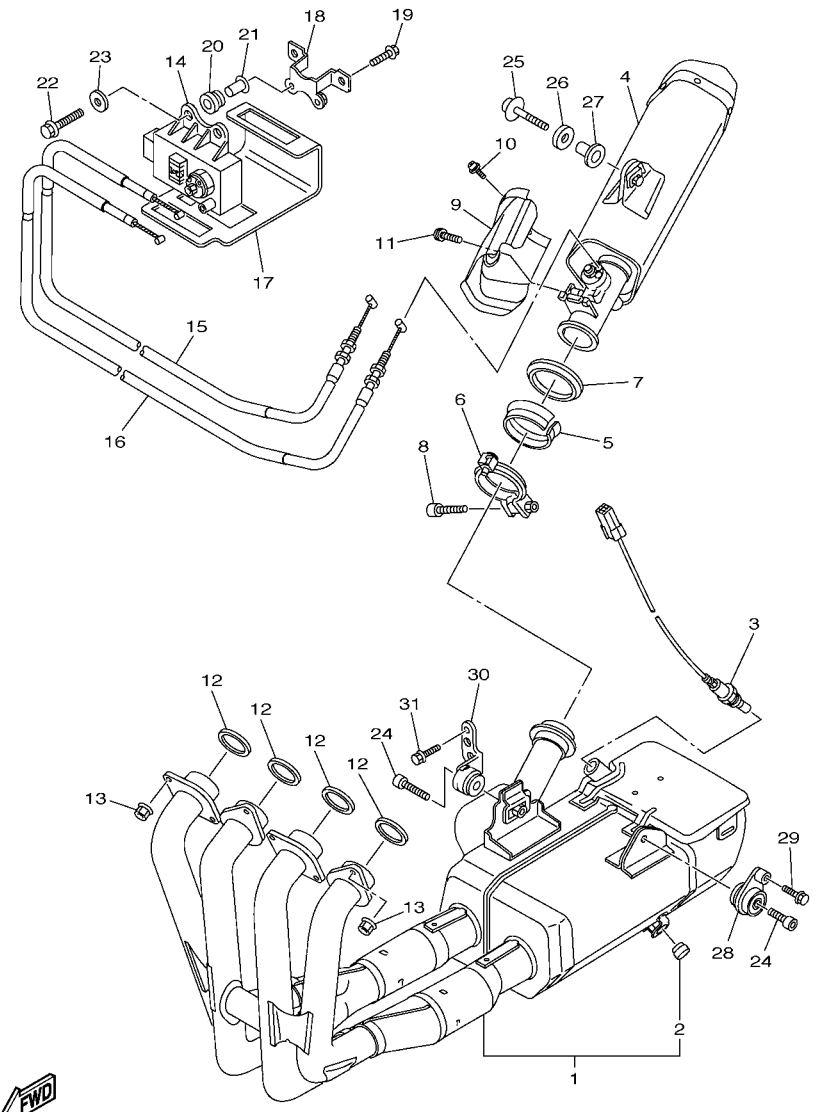
1JS1110-K120

FIG. 12 EXHAUST

REF. NO.	PART NO.	DESCRIPTION	2CX7	2CX8	REMARKS
1	13S-14610-30	EXHAUST PIPE ASSY 1	1	1	
2	4FM-24181-00	.DAMPER, LOCATING 1	2	2	
3	13S-8592A-00	SENSOR, OXYGEN	1	1	
4	13S-14753-30	SILENCER, EXHAUST	1	1	
5	2C0-14618-00	RING, STOPPER	1	1	
6	2C0-14725-00	BAND, MUFFLER	1	1	
7	2C0-14623-00	GASKET, EXHAUST PIPE	1	1	
8	91314-06030	BOLT, HEXAGON SOCKET HEAD	1	1	
9	13S-14718-00	PROTECTOR, MUFFLER 1	1	1	
10	90111-06099	BOLT,HEX. SOCKET BUTTON	2	2	
11	90111-06071	BOLT,HEX. SOCKET BUTTON	1	1	
12	4FM-14613-00	GASKET, EXHAUST PIPE	4	4	
13	90179-08410	NUT	8	8	
14	2C0-85820-00	SERVO MOTOR ASSY	1	1	
15	13S-1133E-01	CABLE, PULLEY 1	1	1	
16	13S-1133F-01	CABLE, PULLEY 2	1	1	
17	2C0-2177F-00	COVER	1	1	
18	2C0-2116J-00	BRACKET 7	1	1	
19	95027-06025	BOLT, FLANGE	2	2	
20	90480-14005	GROMMET	2	2	
21	90387-063E6	COLLAR	2	2	
22	95827-06014	BOLT, FLANGE	2	2	
23	90201-06M31	WASHER, PLATE	2	2	
24	91314-08035	BOLT, HEXAGON SOCKET HEAD	2	2	
25	90110-08099	BOLT, HEXAGON SOCKET HEAD	1	1	
26	90201-087G2	WASHER, PLATE	1	1	
27	90387-08021	COLLAR	1	1	

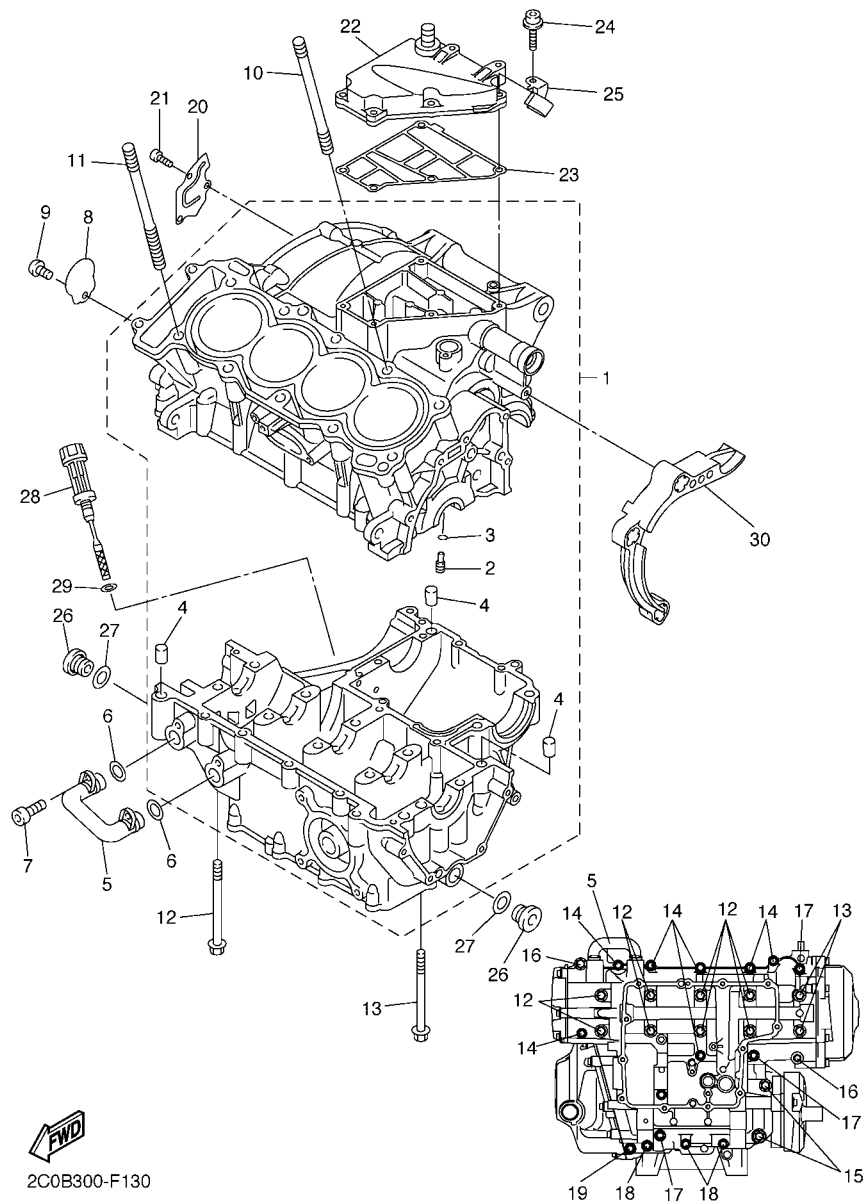
**FIG. 12 EXHAUST**

REF. NO.	PART NO.	DESCRIPTION	2CX7	2CX8	REMARKS
28	13S-21446-00	STAY, MUFFLER 2	1	1	
29	90105-08054	BOLT, FLANGE	1	1	
30	13S-21445-00	STAY, MUFFLER 1	1	1	
31	90105-08171	BOLT, FLANGE	1	1	
-----					
-----					
-----					
-----					
-----					
-----					
-----					



  
1JS1110-K120

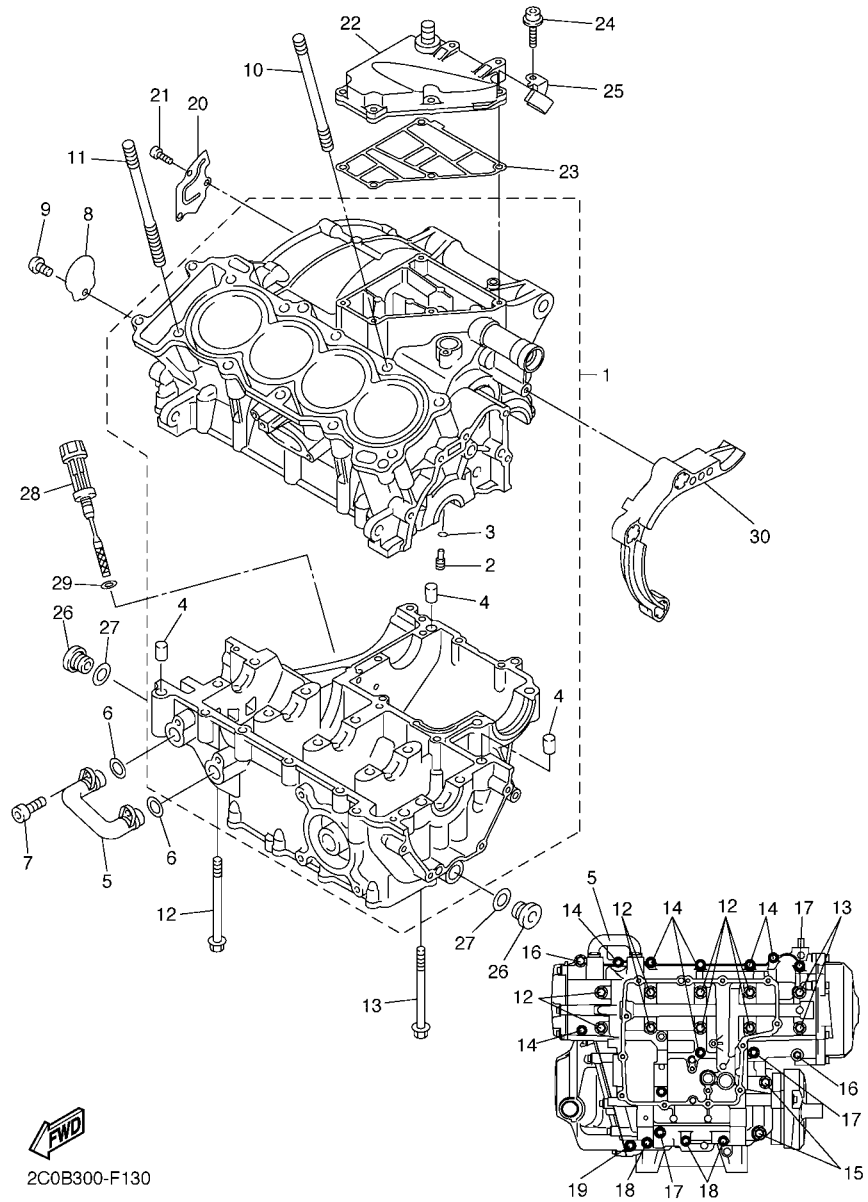




2C0B300-F130

FIG. 13 CRANKCASE

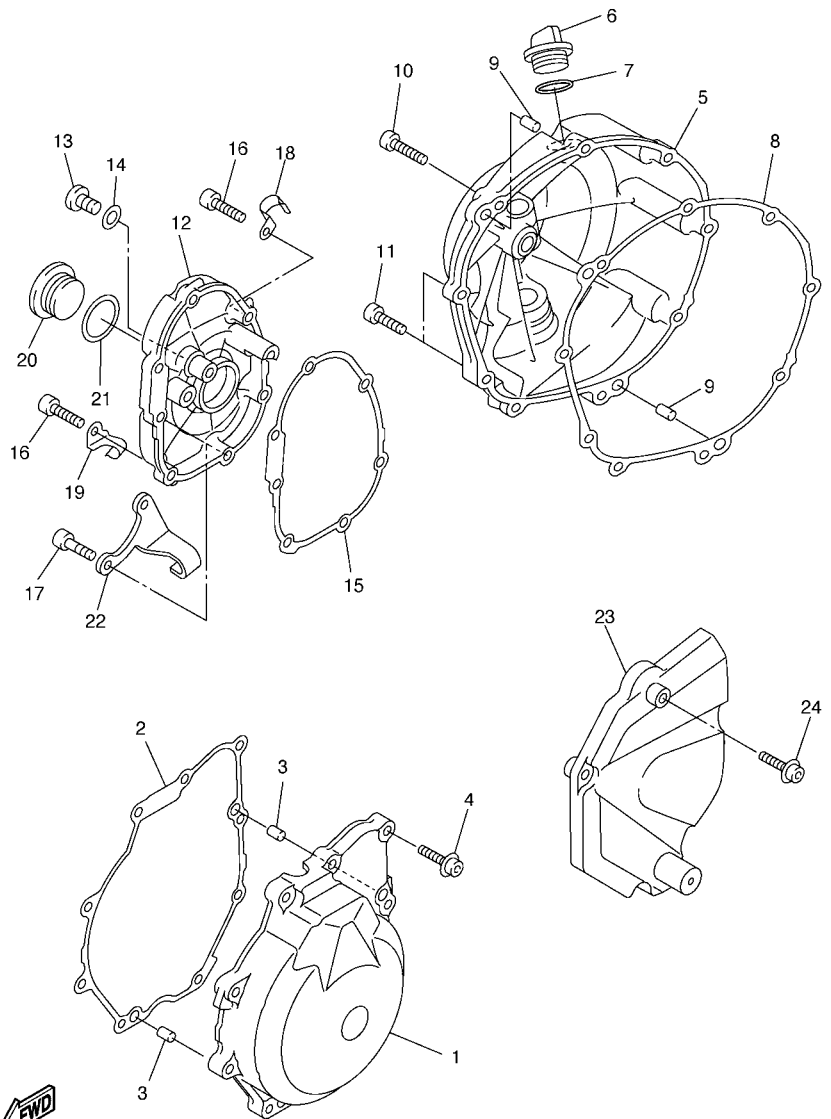
REF. NO.	PART NO.	DESCRIPTION	2CX7	2CX8	REMARKS
1	2C0-15100-01	CRANKCASE ASSY	1	1	
2	5EB-15155-00	.NOZZLE 3	4	4	
3	93210-04092	.O-RING	4	4	
4	99530-10014	.PIN, DOWEL	3	3	
5	13S-13418-00	PIPE, OIL 2	1	1	
6	93210-14579	O-RING	2	2	
7	90110-06161	BOLT, HEXAGON SOCKET HEAD	2	2	
8	13S-15189-00	PLUG	1	1	
9	90149-06082	SCREW	1	1	
10	90116-10025	BOLT, STUD	1	1	
11	90116-10026	BOLT, STUD	9	9	
12	90119-08083	BOLT, WITH WASHER	8	8	
13	90119-08084	BOLT, WITH WASHER	2	2	
14	95812-06055	BOLT, FLANGE	7	7	
15	95812-08065	BOLT, FLANGE	2	2	
16	90109-06100	BOLT	2	2	
17	95812-06065	BOLT, FLANGE	3	3	
18	95812-06045	BOLT, FLANGE	3	3	
19	95812-06030	BOLT, FLANGE	1	1	
20	2C0-11165-00	PLATE, BREATHER	1	1	
21	90149-06082	SCREW	3	3	
22	2C0-15413-02	COVER	1	1	
23	2C0-15462-01	GASKET, CRANKCASE COVER 3	1	1	
24	90110-06387	BOLT, HEXAGON SOCKET HEAD	5	5	
25	2C0-24136-10	CLAMP 2	1		
	2C0-24136-00	CLAMP 2		1	FOR CALIFORNIA
26	36Y-15189-00	PLUG	2	2	



2C0B300-F130

FIG. 13 CRANKCASE

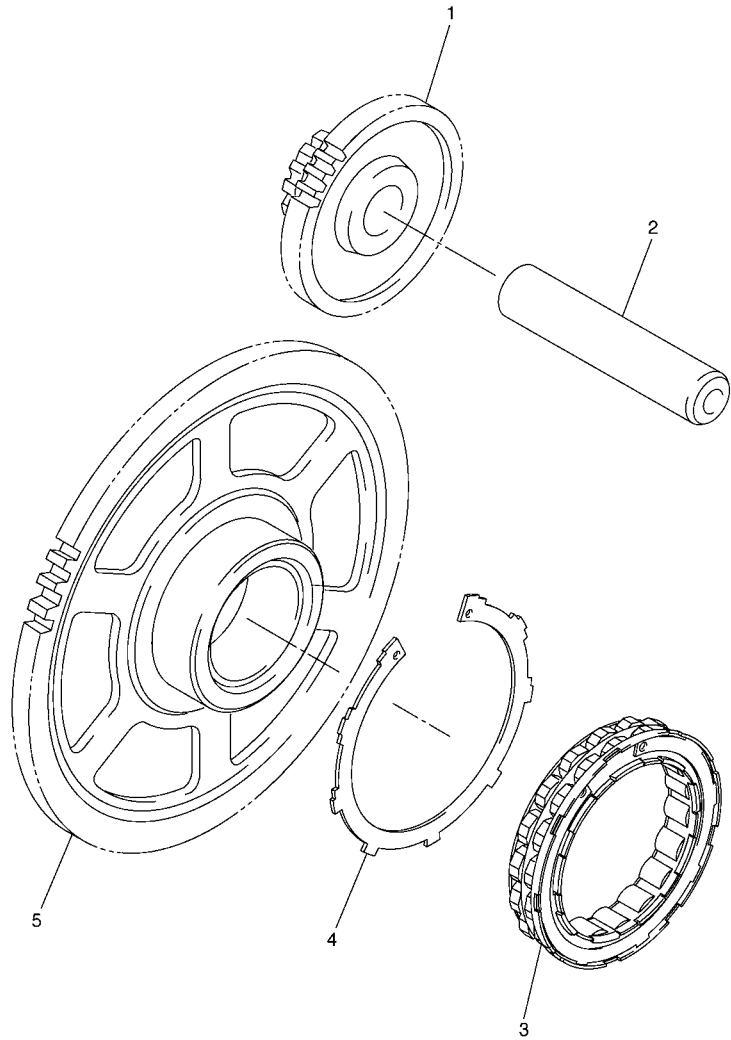
REF. NO.	PART NO.	DESCRIPTION	2CX7	2CX8			REMARKS
27	93210-16325	O-RING	2	2			
28	2C0-15362-00	PLUG, OIL LEVEL	1	1			
29	93210-09165	O-RING	1	1			
30	2C0-15377-00	GUIDE, INLET	1	1			



2C01300-E140

FIG. 14 CRANKCASE COVER 1

REF. NO.	PART NO.	DESCRIPTION	2CX7	2CX8	REMARKS
1	2C0-15411-01	COVER, CRANKCASE 1	1	1	
2	2C0-15451-01	GASKET, CRANKCASE COVER 1	1	1	
3	99530-08012	PIN, DOWEL	2	2	
4	90110-06387	BOLT, HEXAGON SOCKET HEAD	5	5	
5	2C0-15421-00	COVER, CRANKCASE 2	1	1	
6	3F9-15362-10	PLUG, OIL LEVEL	1	1	
7	93210-27194	O-RING	1	1	
8	2C0-15461-01	GASKET, CRANKCASE COVER 2	1	1	
9	93608-17263	PIN, DOWEL	2	2	
10	90110-06388	BOLT, HEXAGON SOCKET HEAD	7	7	
11	90110-06389	BOLT, HEXAGON SOCKET HEAD	2	2	
12	2C0-15416-00	COVER, OIL PUMP	1	1	
13	92014-08014	BOLT, BUTTON HEAD	1	1	
14	90430-08143	GASKET	1	1	
15	2C0-15456-01	GASKET, OIL PUMP COVER 1	1	1	
16	90110-06396	BOLT, HEXAGON SOCKET HEAD	5	5	
17	90110-06387	BOLT, HEXAGON SOCKET HEAD	2	2	
18	90465-08395	CLAMP	1	1	
19	2C0-21823-00	CLAMP, HOSE	1	1	
20	90340-32004	PLUG, STRAIGHT SCREW	1	1	
21	93210-32172	O-RING	1	1	
22	2C0-15441-00	HOLDER, CLUTCH CABLE	1	1	
23	2C0-15418-00	COVER, CHAIN CASE	1	1	
24	90110-06060	BOLT, HEXAGON SOCKET HEAD	3	3	

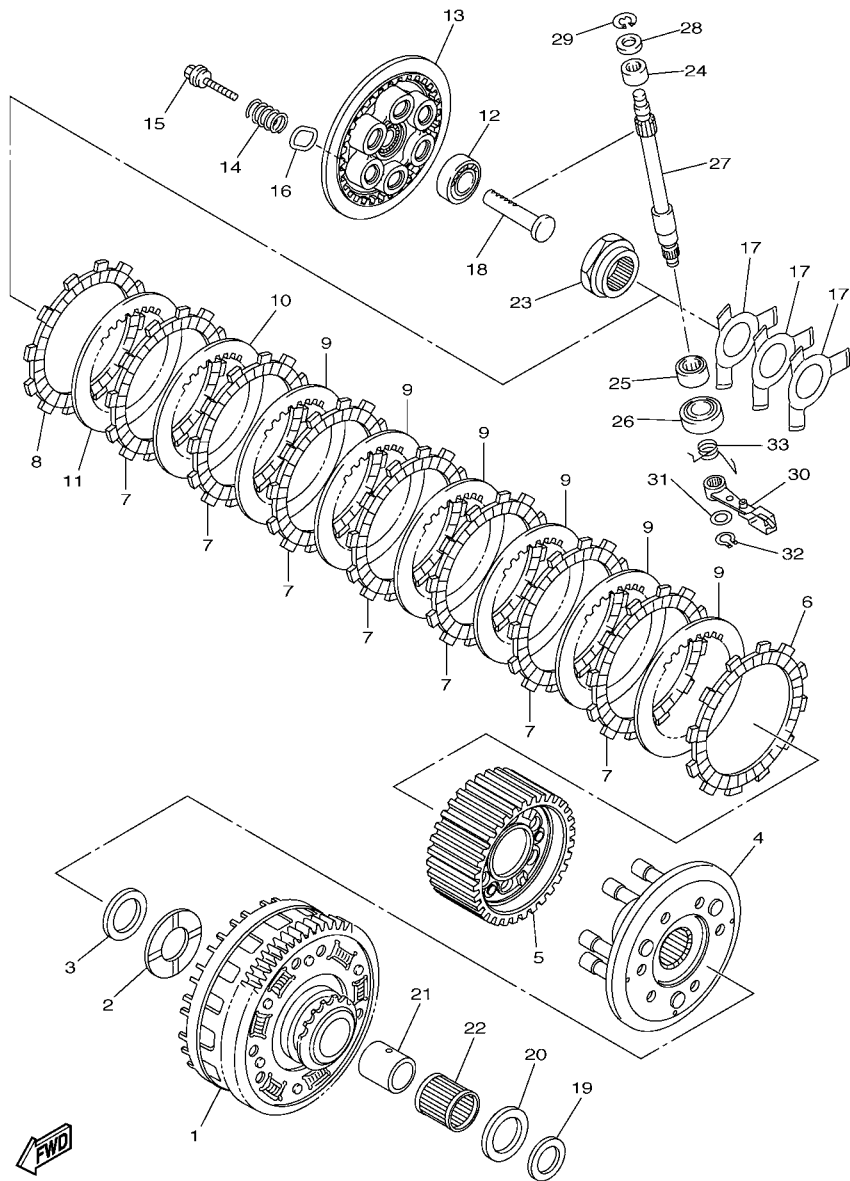


**FIG. 15 STARTER**

REF. NO.	PART NO.	DESCRIPTION	2CX7	2CX8				REMARKS
1	2C0-15512-00	GEAR, IDLER 1	1	1				
2	5MT-15521-00	SHAFT 1	1	1				
3	2C0-15580-00	STARTER CLUTCH OUTER ASSY	1	1				
4	2C0-15536-00	CLIP, STARTER	1	1				
5	2C0-15515-00	GEAR 3	1	1				
-----								
-----								
-----								
-----								
-----								
-----								
-----								
-----								
-----								
-----								



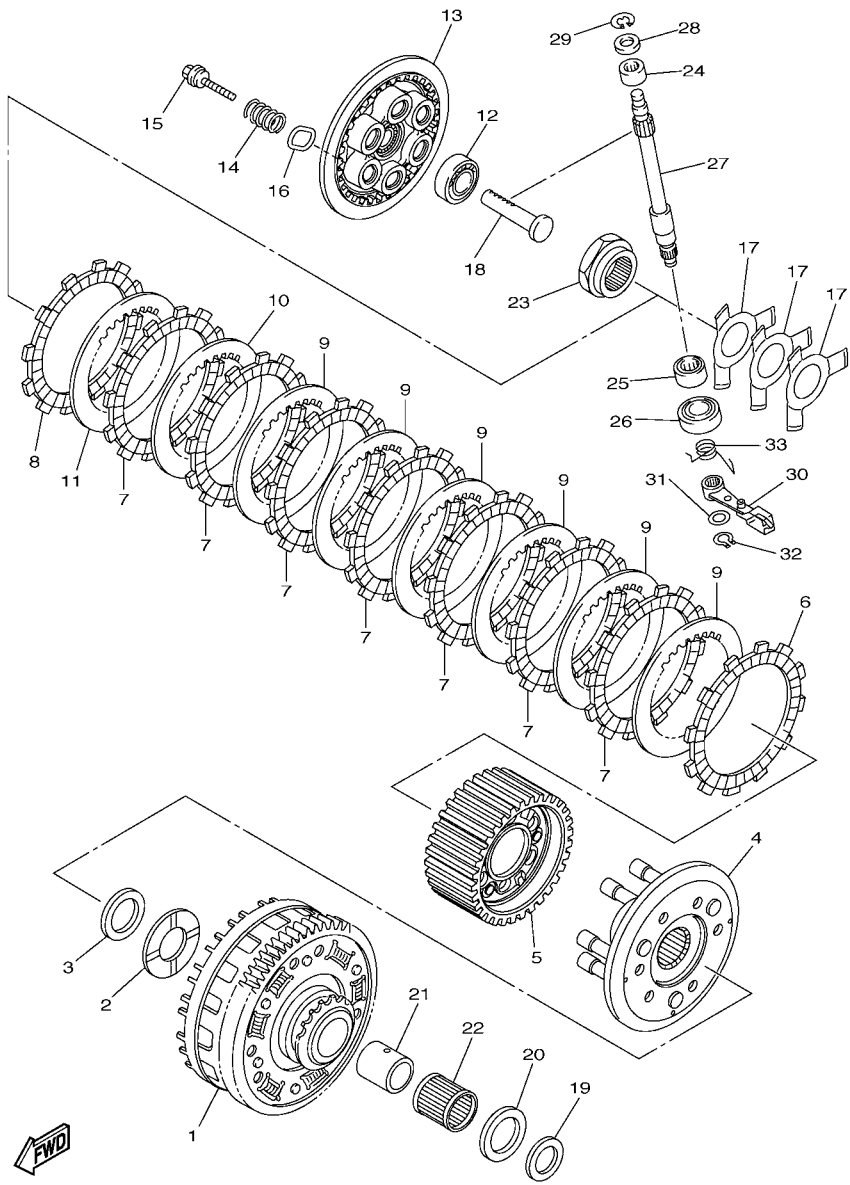
2C01300-E150



13SV300-K160

FIG. 16 CLUTCH

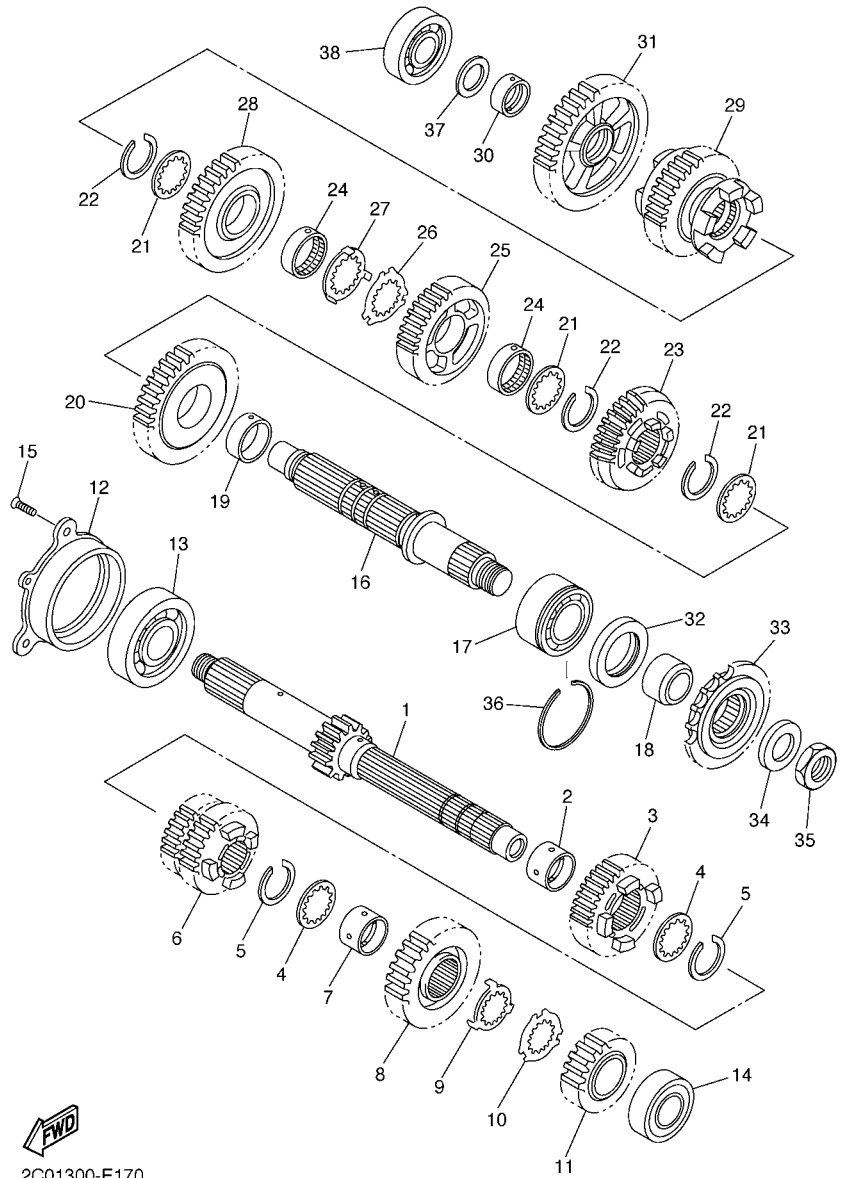
REF. NO.	PART NO.	DESCRIPTION			REMARKS
			2CX7	2CX8	
1	2C0-16150-10	PRIMARY DRIVEN GEAR COMP.	1	1	
2	2C0-16154-00	PLATE, THRUST 1	1	1	
3	90208-25002	WASHER, CONICAL SPRING	1	1	
4	13S-16360-00	PRESSURE PLATE ASSY 2	1	1	
5	13S-16370-00	CLUTCH BOSS ASSY	1	1	
6	5SL-16321-00	PLATE, FRICTION	1	1	
7	5LV-16321-20	PLATE, FRICTION	7	7	
8	4FN-16321-00	PLATE, FRICTION	1	1	
9	3J2-16324-00	PLATE, CLUTCH 1 (T=2.0)	6	6	
10	3J2-16324-00	PLATE, CLUTCH 1 (T=2.0)	1	1	UR
11	168-16324-00	PLATE, CLUTCH 1 (T=2.3)	1	1	UR
12	93306-00106	BEARING	1	1	
13	2C0-16351-00	PLATE, PRESSURE 1	1	1	
14	90501-220A2	SPRING, COMPRESSION	6	6	
15	90159-06024	SCREW, WITH WASHER	6	6	
16	2C0-16384-00	PLATE, SEAT	6	6	
17	2S3-16539-00	SPRING	3	3	
18	2C0-16356-00	ROD, PUSH 1	1	1	
19	2C0-16164-00	PLATE, THRUST 2	1	1	
20	1AE-16164-00	PLATE, THRUST 2	1	1	
21	90387-25024	COLLAR	1	1	
22	93310-340N8	BEARING	1	1	
23	2C0-16377-00	NUT, LOCK	1	1	
24	93317-11096	BEARING	1	1	



13SV300-K160

FIG. 16 CLUTCH

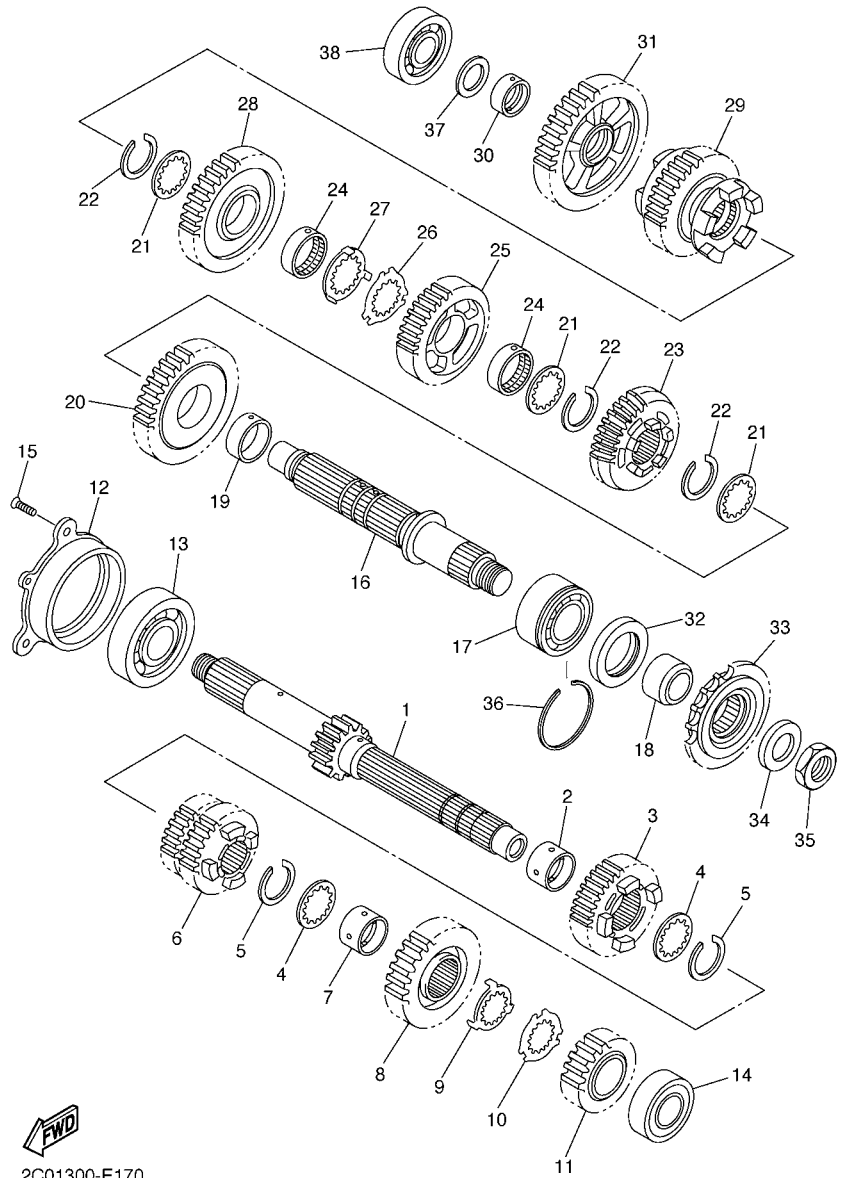
REF. NO.	PART NO.	DESCRIPTION	2CX7	2CX8	REMARKS
25	93315-21570	BEARING	1	1	
26	93102-15212	OIL SEAL	1	1	
27	2C0-16382-00	AXLE, PUSH LEVER	1	1	
28	92907-08600	WASHER, PLATE	1	1	
29	99001-07600	CIRCLIP	1	1	
30	2C0-16340-00	PUSH LEVER ASSY	1	1	
31	90201-10029	WASHER, PLATE	1	1	
32	99009-10400	CIRCLIP	1	1	
33	90508-16052	SPRING, TORSION	1	1	



2C01300-E170

FIG. 17 TRANSMISSION

REF. NO.	PART NO.	DESCRIPTION	2CX7	2CX8	REMARKS
1	2C0-17411-00	AXLE, MAIN (12T)	1	1	
2	90387-250R3	COLLAR	1	1	
3	13S-17151-00	GEAR, 5TH PINION (21T)	1	1	
4	90209-21332	WASHER	2	2	
5	93440-25186	CIRCLIP	2	2	
6	13S-17131-00	GEAR, 3RD PINION (18T/18T)	1	1	
7	90387-21003	COLLAR	1	1	
8	13S-17161-10	GEAR, 6TH PINION (20T)	1	1	
9	90209-22352	WASHER	1	1	
10	90209-21351	WASHER	1	1	
11	13S-17121-10	GEAR, 2ND PINION (16T)	1	1	
12	2C0-15163-00	HOUSING, BEARING 1	1	1	
13	93306-20562	BEARING	1	1	
14	93306-20464	BEARING	1	1	
15	90151-06024	SCREW, COUNTERSUNK	3	3	
16	13S-17421-00	AXLE, DRIVE	1	1	
17	93305-20509	BEARING	1	1	
18	90387-25016	COLLAR	1	1	
19	90387-28011	COLLAR	1	1	
20	13S-17221-00	GEAR, 2ND WHEEL (32T)	1	1	
21	90209-25011	WASHER	3	3	
22	93440-28184	CIRCLIP	3	3	
23	2C0-17261-00	GEAR, 6TH WHEEL (23T)	1	1	
24	90387-25015	COLLAR	2	2	
25	2C0-17241-00	GEAR, 4TH WHEEL (26T)	1	1	
26	90214-25004	WASHER, CLAW	1	1	
27	90214-25003	WASHER, CLAW	1	1	

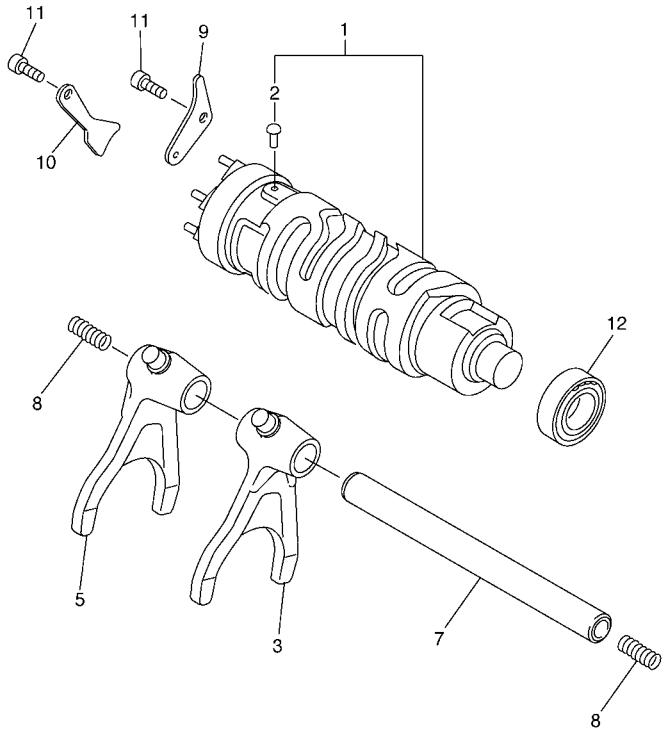
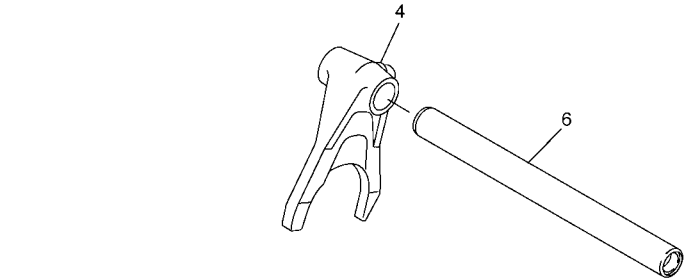


2C01300-E170

**FIG. 17 TRANSMISSION**

REF. NO.	PART NO.	DESCRIPTION	2CX7	2CX8	REMARKS
28	2C0-17231-00	GEAR, 3RD WHEEL (30T)	1	1	
29	13S-17251-00	GEAR, 5TH WHEEL (27T)	1	1	
30	90387-21004	COLLAR	1	1	
31	2C0-17211-00	GEAR, 1ST WHEEL (31T)	1	1	
32	93102-35017	OIL SEAL	1	1	
33	2C0-17460-00	SPROCKET,DRIVE (16T)	1	1	
34	90201-20023	WASHER, PLATE	1	1	
35	90179-20011	NUT	1	1	
36	93440-52014	CIRCLIP	1	1	
37	90201-20278	WASHER, PLATE	1	1	
38	93306-20464	BEARING	1	1	

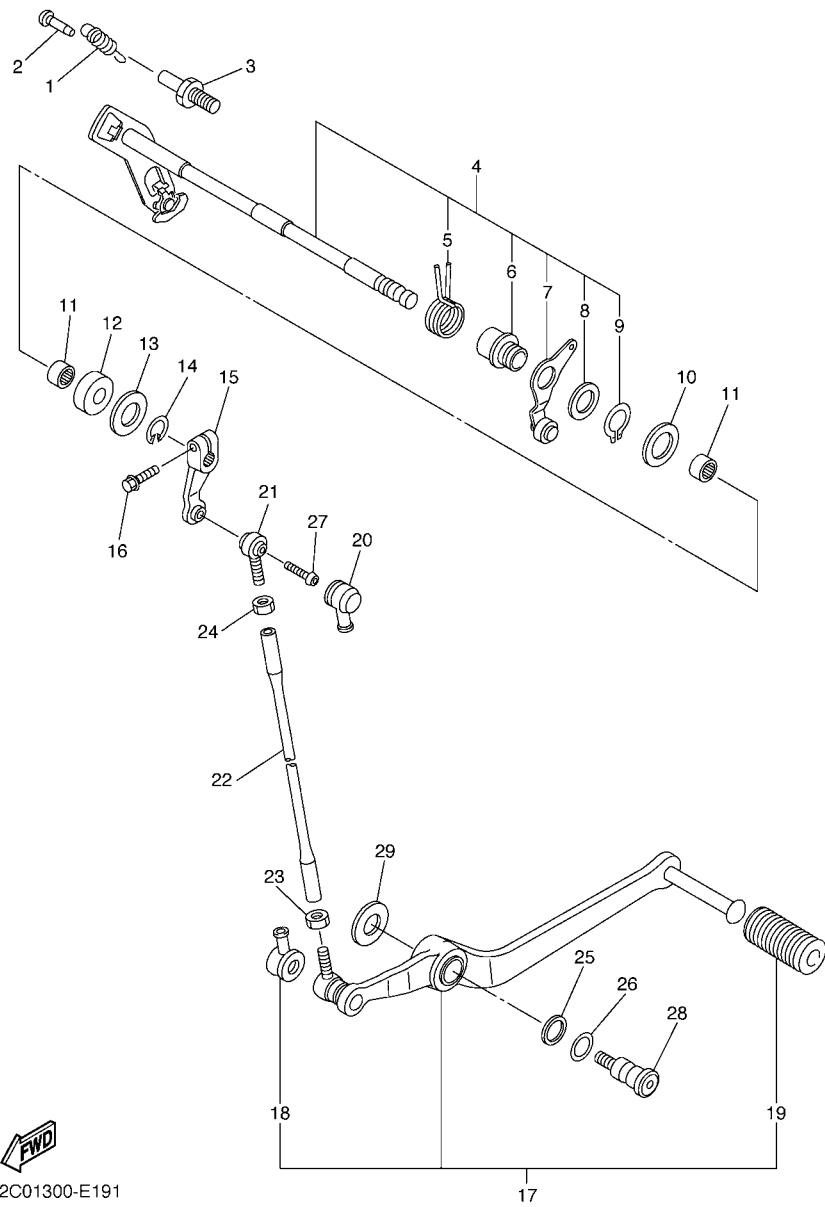




2C01300-E180

FIG. 18 SHIFT CAM & FORK

REF. NO.	PART NO.	DESCRIPTION	2CX7	2CX8				REMARKS
1	2C0-18540-00	SHIFT CAM ASSY	1	1				
2	136-18542-00	.POINT, NEUTRAL	1	1				
3	2C0-18511-00	FORK, SHIFT 1	1	1				
4	2C0-18512-00	FORK, SHIFT 2	1	1				
5	2C0-18513-00	FORK, SHIFT 3	1	1				
6	2C0-18531-00	BAR, SHIFT FORK GUIDE 1	1	1				
7	2C0-18535-00	BAR, SHIFT FORK GUIDE 2	1	1				
8	90501-080A2	SPRING, COMPRESSION	2	2				
9	2C0-18536-00	STOPPER, SHIFT BAR	1	1				
10	2C0-18562-00	PLATE, STOPPER 2	1	1				
11	90110-06182	BOLT, HEXAGON SOCKET HEAD	2	2				
12	93306-00106	BEARING	1	1				

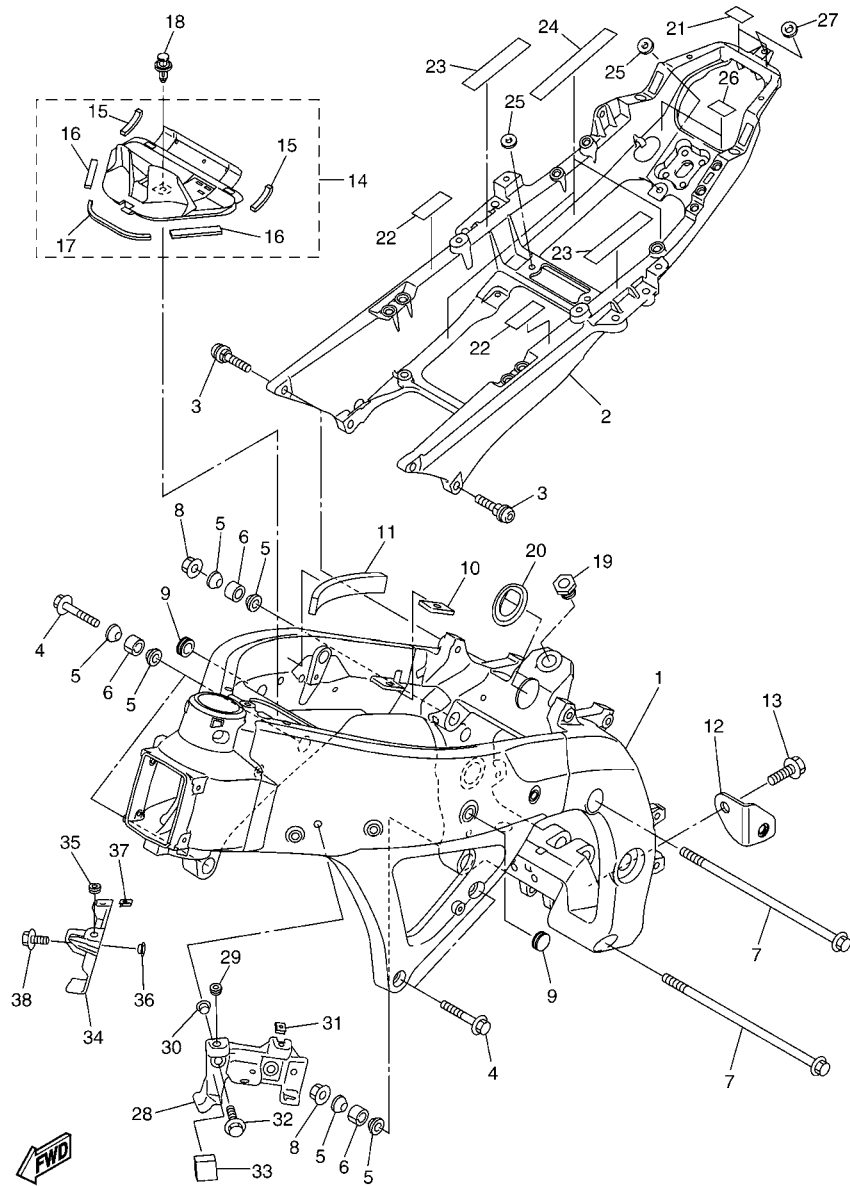


2C01300-E191

FIG. 19 SHIFT SHAFT

REF. NO.	PART NO.	DESCRIPTION	2CX7	2CX8	REMARKS
1	2C0-18144-00	HANGER, SPRING	1	1	
2	132-16346-00	HOOK, SPRING	1	1	
3	1D7-18127-00	STOPPER, SCREW	1	1	
4	2C0-18101-01	SHIFT SHAFT ASSY	1	1	
5	90508-32141	.SPRING, TORSION	1	1	
6	2C0-18175-00	.SPACER	1	1	
7	2C0-18140-00	.STOPPER LEVER ASSY	1	1	
8	90201-177G4	.WASHER, PLATE	1	1	
9	99009-17400	.CIRCLIP	1	1	
10	90201-127E1	WASHER, PLATE	1	1	
11	93317-11295	BEARING	2	2	
12	93102-12106	OIL SEAL (SD 12-22-5 HS)	1	1	
13	90201-12575	WASHER, PLATE	1	1	
14	99002-10600	CLIP	1	1	
15	5PW-18112-20	ARM, SHIFT	1	1	
16	95822-06020	BOLT, FLANGE	1	1	
17	2C0-18110-01	SHIFT PEDAL ASSY	1	1	
18	2H9-18154-00	.COVER, DUST	1	1	
19	5EB-18113-00	.COVER, SHIFT PEDAL	1	1	
20	4XV-18154-00	COVER, DUST	1	1	
21	5LV-18116-00	JOINT, ROD 1	1	1	
22	2C0-18115-10	ROD, SHIFT	1	1	
23	90170-08358	NUT	1	1	
24	95304-06700	NUT	1	1	
25	90201-12013	WASHER, PLATE	1	1	
26	90206-12074	WASHER, WAVE	1	1	
27	90111-06019	BOLT,HEX. SOCKET BUTTON	1	1	

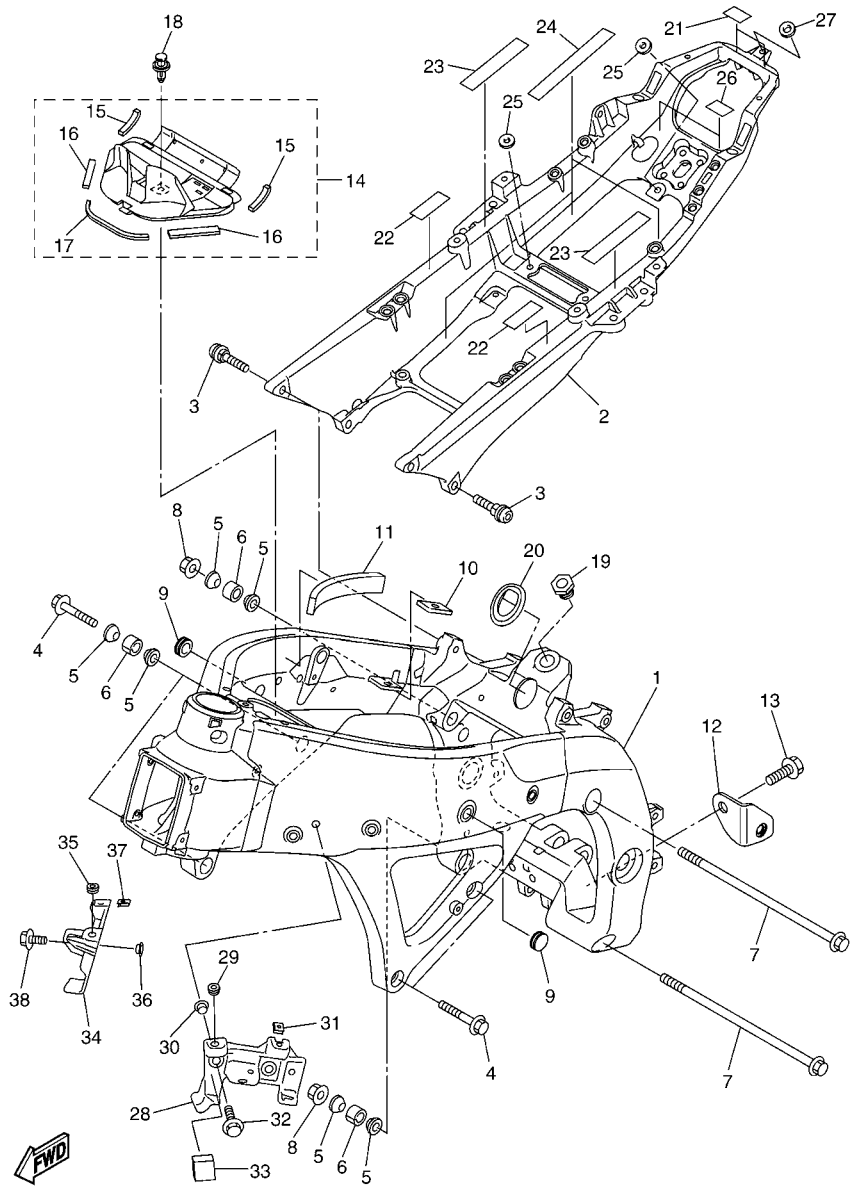




13S7110-G200

FIG. 20 FRAME

REF. NO.	PART NO.	DESCRIPTION	2CX7	2CX8	REMARKS
1	13S-21110-10	FRAME COMP.	1	1	
2	13S-21190-10	REAR FRAME COMP.	1	1	
3	13S-2585H-00	SCREW,SET	4	4	
4	95024-10040	BOLT, FLG.(SMALL HEAD)	4	4	
5	13S-21414-00	BOSS, ENGINE MOUNT	8	8	
6	13S-21424-00	BOSS, ENGINE MOUNT	4	4	
7	90105-12228	BOLT, FLANGE	2	2	
8	90179-12004	NUT	2	2	
9	90338-15004	PLUG	2	2	
10	2C0-24182-00	DAMPER, LOCATING 2	2	2	
11	2C0-21486-00	DAMPER 2	2	2	
12	13S-21435-00	BRACKET, MUFFLER 1	1	1	
13	90105-08171	BOLT, FLANGE	1	1	
14	13S-2110M-00	COVER ASSY 1	1	1	
15	13S-2174X-00	.DAMPER	2	2	
16	2C0-2174Y-00	.DAMPER	2	2	
17	2C0-21746-00	.DAMPER	1	1	
18	90269-07010	RIVET	1	1	
19	2C0-22241-00	BOLT 1	1	1	
20	2C0-21279-00	PLUG, BLIND	1	1	
21	2C0-21566-00	TAPE, 1	2	2	
22	2C0-21567-00	TAPE, 2	2	2	
23	13S-21566-00	TAPE, 1	2	2	
24	13S-21567-00	TAPE, 2	4	4	
25	13S-2111D-00	SEAL 1	3	3	
26	2C0-21566-00	TAPE, 1	2	2	
27	13S-21746-00	DAMPER	1	1	



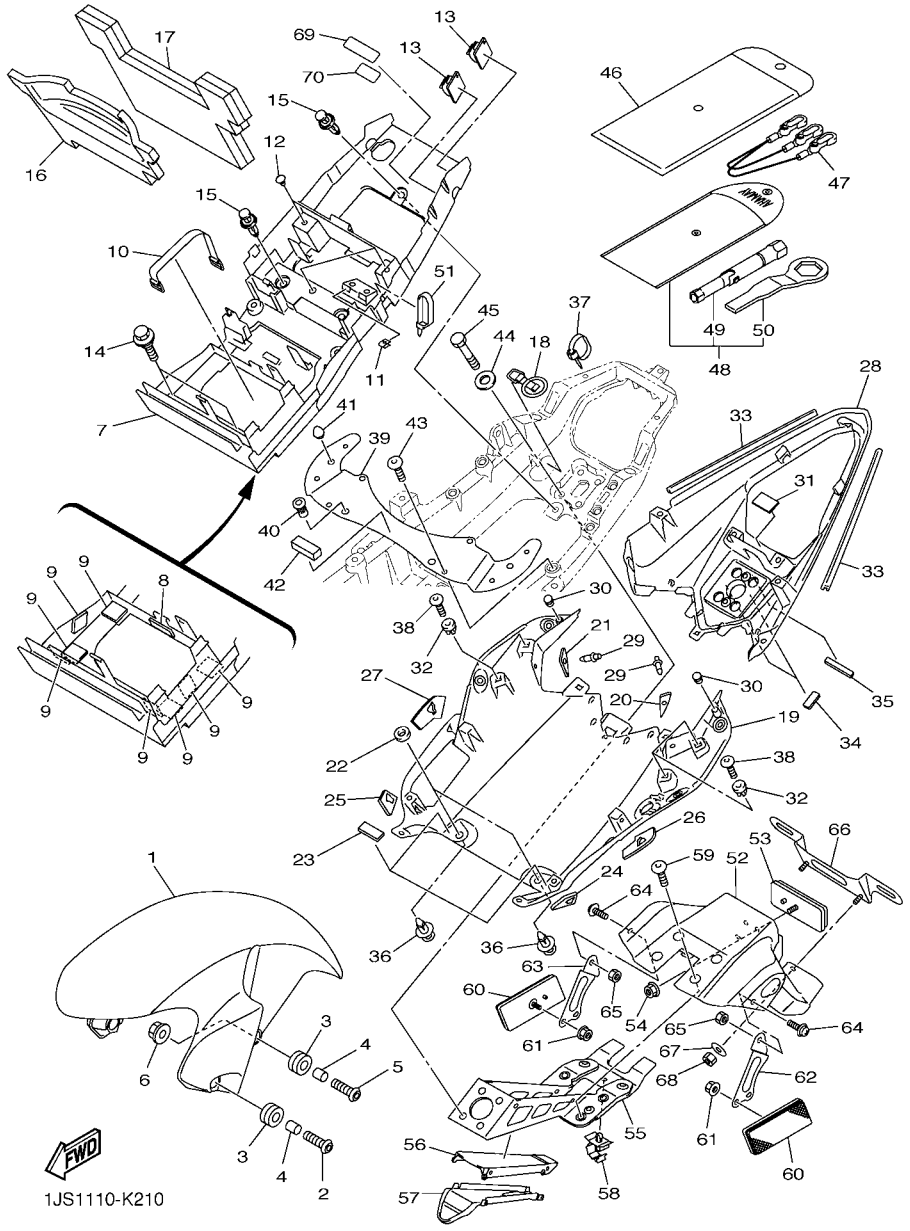
13S7110-G200

FIG. 20 FRAME

REF. NO.	PART NO.	DESCRIPTION	2CX7	2CX8	REMARKS
28	13S-2833A-00	BRACKET 7	1	1	
29	90480-10003	GROMMET	1	1	
30	90387-06048	COLLAR	2	2	
31	90183-05076	NUT, SPRING	1	1	
32	95802-06020	BOLT, FLANGE	2	2	
33	13S-12679-00	DAMPER, SHROUD 6	1	1	
34	13S-2833E-00	BRACKET 8	1	1	
35	90480-10003	GROMMET	1	1	
36	90387-06048	COLLAR	2	2	
37	90183-05076	NUT, SPRING	1	1	
38	95802-06020	BOLT, FLANGE	2	2	

**FIG. 21 FENDER**

REF. NO.	PART NO.	DESCRIPTION	2CX7	2CX8	REMARKS
1	2C0-21511-00-P0	FENDER, FRONT	1	1	UR FOR DPBMC
	2C0-21511-00-P2	FENDER, FRONT	1	1	UR SMX FOR VRC1
	2C0-21511-00-PB	FENDER, FRONT	1	1	UR FOR MNM3
2	90111-06043	BOLT,HEX. SOCKET BUTTON	2	2	
3	90480-14003	GROMMET	4	4	
4	90387-06057	COLLAR	4	4	
5	90111-06030	BOLT,HEX. SOCKET BUTTON	2	2	
6	95702-06500	NUT, FLANGE	2	2	
7	13S-8212B-00	BOX, BATTERY 1	1	1	
8	51Y-21639-00	DAMPER 2	1	1	
9	13S-21649-00	DAMPER	8	8	
10	133-82131-00	BAND, BATTERY	1	1	
11	90183-04039	NUT, SPRING	2	2	
12	90338-06018	PLUG	3	3	
13	90464-13185	CLAMP	2	2	
14	90109-06171	BOLT	2	2	
15	90269-07010	RIVET	3	3	
16	13S-21652-00	PROTECTOR	1	1	
17	13S-24140-00	DAMPER PLATE ASSY	1	1	
18	13S-21376-00	BAND, TOOL	1	1	
19	13S-21611-00-P0	FENDER, REAR	1	1	UR FOR DPBMC
	13S-21611-00-PA	FENDER, REAR	1	1	UR FOR VRC1
	13S-21611-00-P9	FENDER, REAR	1	1	UR FOR MNM3
20	13S-2172P-00	SEAT	1	1	
21	13S-2173P-00	SEAT 2	1	1	
22	13S-21735-00	SEAL 2	2	2	
23	4D9-21717-00	DAMPER	2	2	



1JS1110-K210

FIG. 21 FENDER

REF. NO.	PART NO.	DESCRIPTION	2CX7	2CX8	REMARKS
24	13S-21669-00	SEAL	1	1	
25	13S-216A2-00	SEAL, 2	1	1	
26	13S-216A3-00	SEAL, 3	1	1	
27	13S-216A4-00	SEAL, 4	1	1	
28	13S-2162R-00-P0	FENDER 2	1	1	UR FOR DPBMC,VRC1
	13S-2162R-00-P1	FENDER 2	1	1	UR MBL2 FOR MNM3
29	90269-06001	RIVET	2	2	
30	90338-06018	PLUG	2	2	
31	5GM-27445-00	PLATE 1	1	1	
32	90480-08005	GROMMET	4	4	
33	13S-21732-00	SEAL 1	2	2	
34	13S-21575-00	SEAL 1	2	2	
35	13S-2173N-00	SEAL 4	2	2	
36	90269-07010	RIVET	2	2	
37	90464-13073	CLAMP	1	1	
38	97702-50014	SCREW, TAPPING	4	4	
39	13S-21131-00	BRACKET	1	1	
40	90179-06010	NUT	2	2	
41	4G0-21639-00	DAMPER 2	2	2	
42	5YT-24665-00	DAMPER	1	1	
43	90111-06104	BOLT,HEX. SOCKET BUTTON	4	4	
44	13S-21615-00	WASHER, SPECIAL 1	4	4	
45	90101-06056	BOLT	4	4	
46	2C0-28100-00	TOOL KIT	1	1	
47	2C0-21370-00	HELMET HANGER ASSY	1	1	
48	2C0-28110-00	TOOL KIT, 2	1	1	
49	4XV-2814F-00	.BOX, SPARK PLUG	1	1	

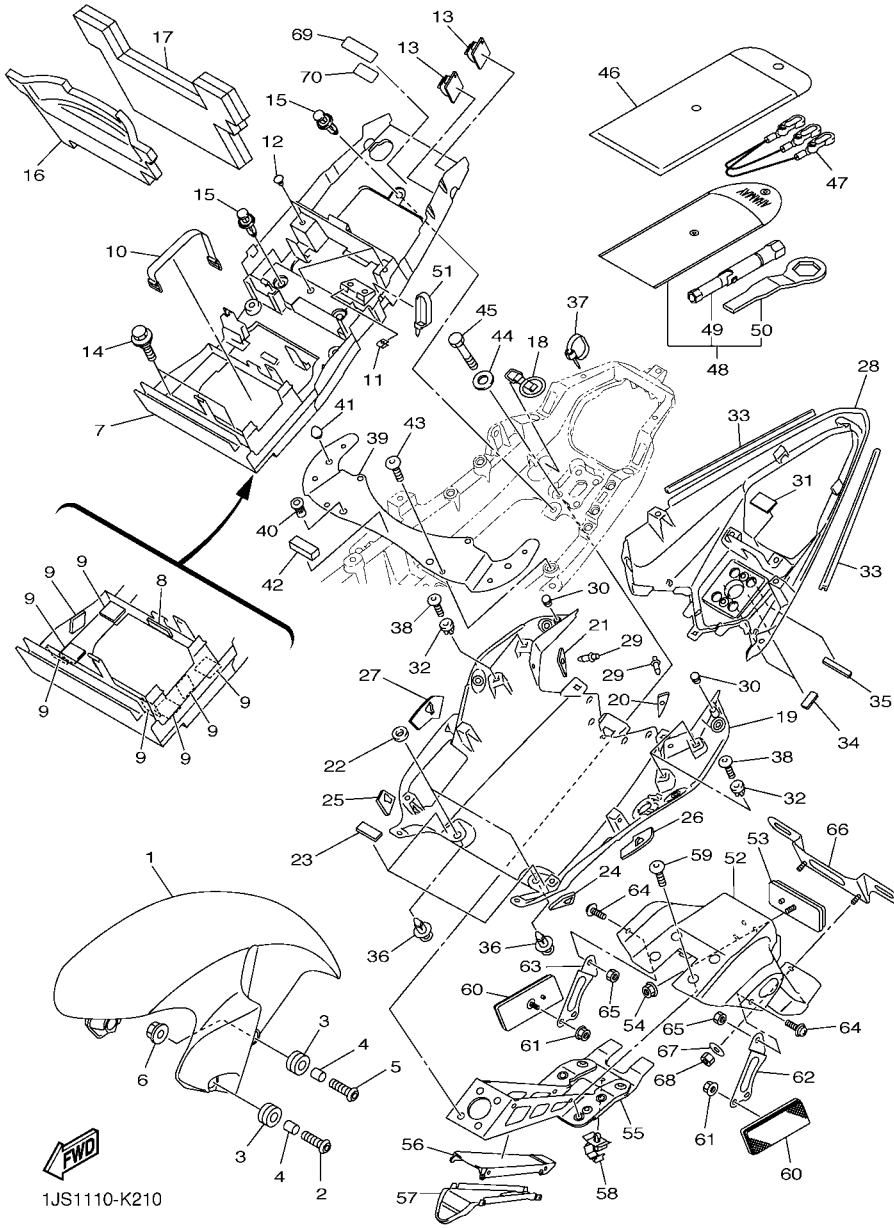
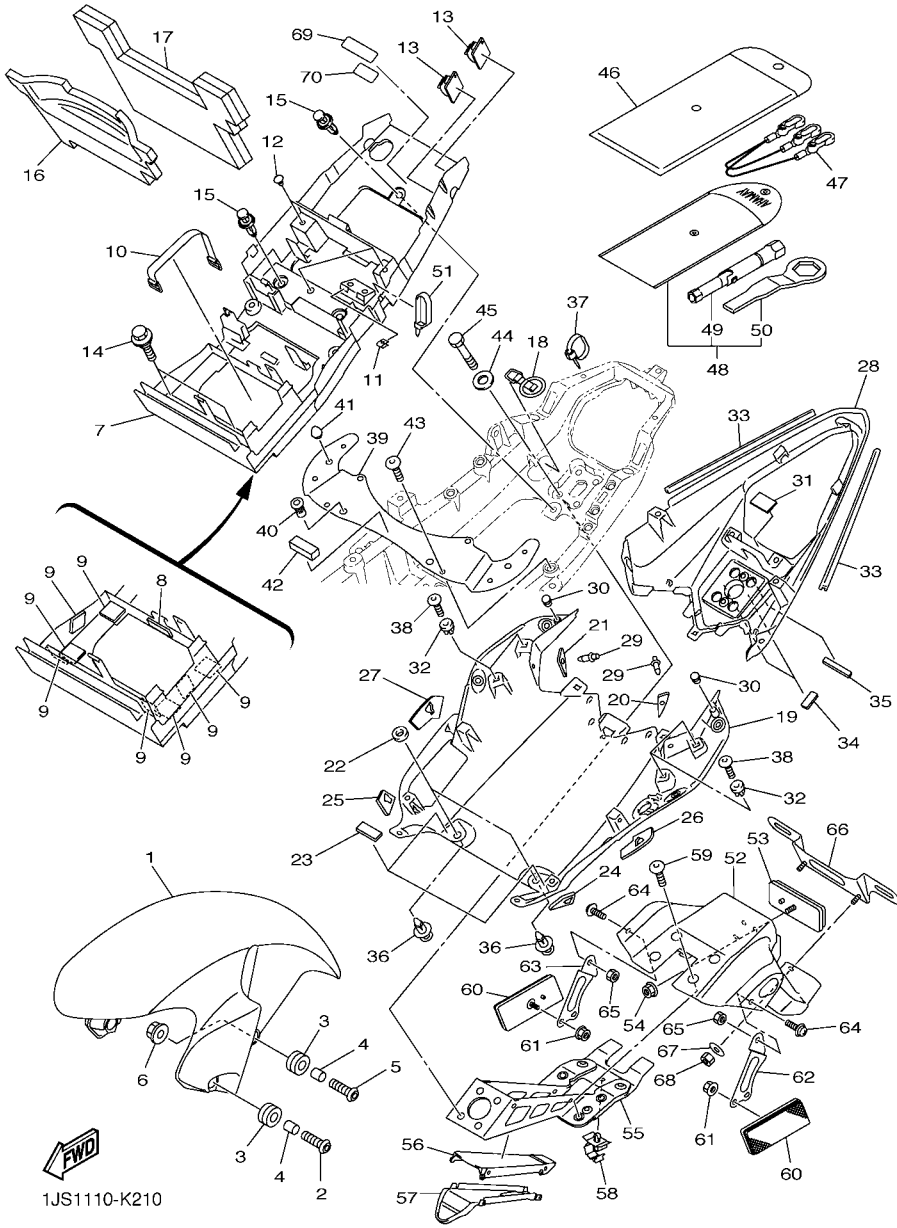


FIG. 21 FENDER

REF. NO.	PART NO.	DESCRIPTION	2CX7	2CX8	REMARKS
50	4FM-28135-00	.SPANNER, SPECIAL	1	1	
51	90465-13M11	CLAMP	1	1	
52	2C0-21629-11	GUARD, MUD	1	1	
53	3Y6-85130-02	REAR REFLECTOR ASSY	1	1	
54	95602-05200	NUT, SELF-LOCKING	1	1	
55	13S-21640-00	REAR STAY COMP.	1	1	
56	2C0-2163A-00	COVER, REAR FENDER 1	1	1	
57	2C0-2163E-00	COVER, REAR FENDER 2	1	1	
58	90464-14228	CLAMP	1	1	
59	90109-06182	BOLT	4	4	
60	3Y6-85130-02	REAR REFLECTOR ASSY	2	2	
61	95702-05500	NUT, FLANGE	2	2	
62	2C0-21688-00	BRACKET, REAR STAY	1	1	
63	2C0-21689-00	BRACKET, REAR STAY 2	1	1	
64	90159-06011	SCREW, WITH WASHER	2	2	
65	95602-06100	NUT, U	2	2	
66	5MT-84751-00	BRACKET, LICENSE	1	1	
67	90201-06057	WASHER, PLATE	2	2	
68	95602-06100	NUT, U	2	2	
69	3JJ-28446-A1	LABEL, CAUTION	1	1	
70	3TB-24877-A0	LABEL, CAUTION	1	1	

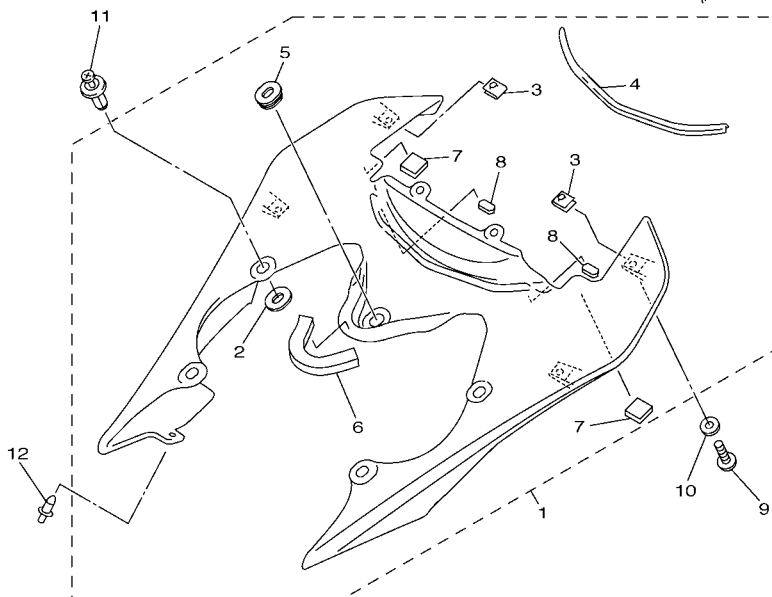
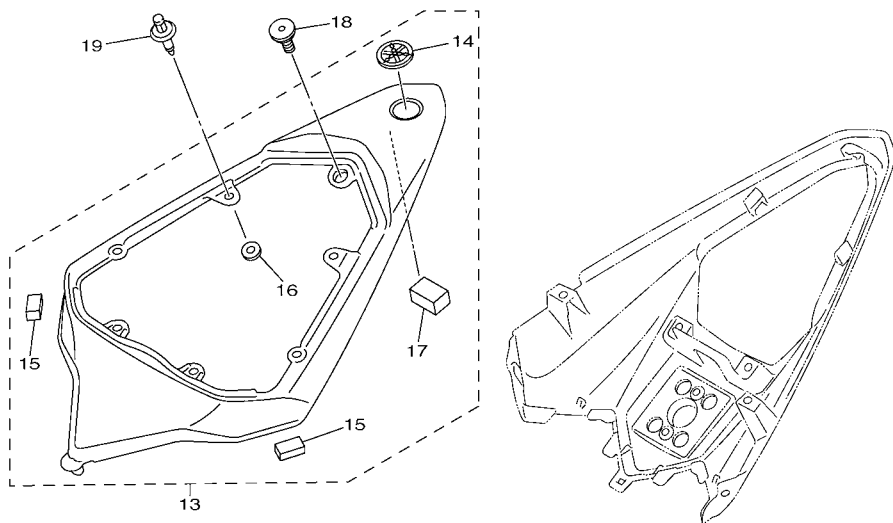


1JS1110-K210



**FIG. 22 SIDE COVER**

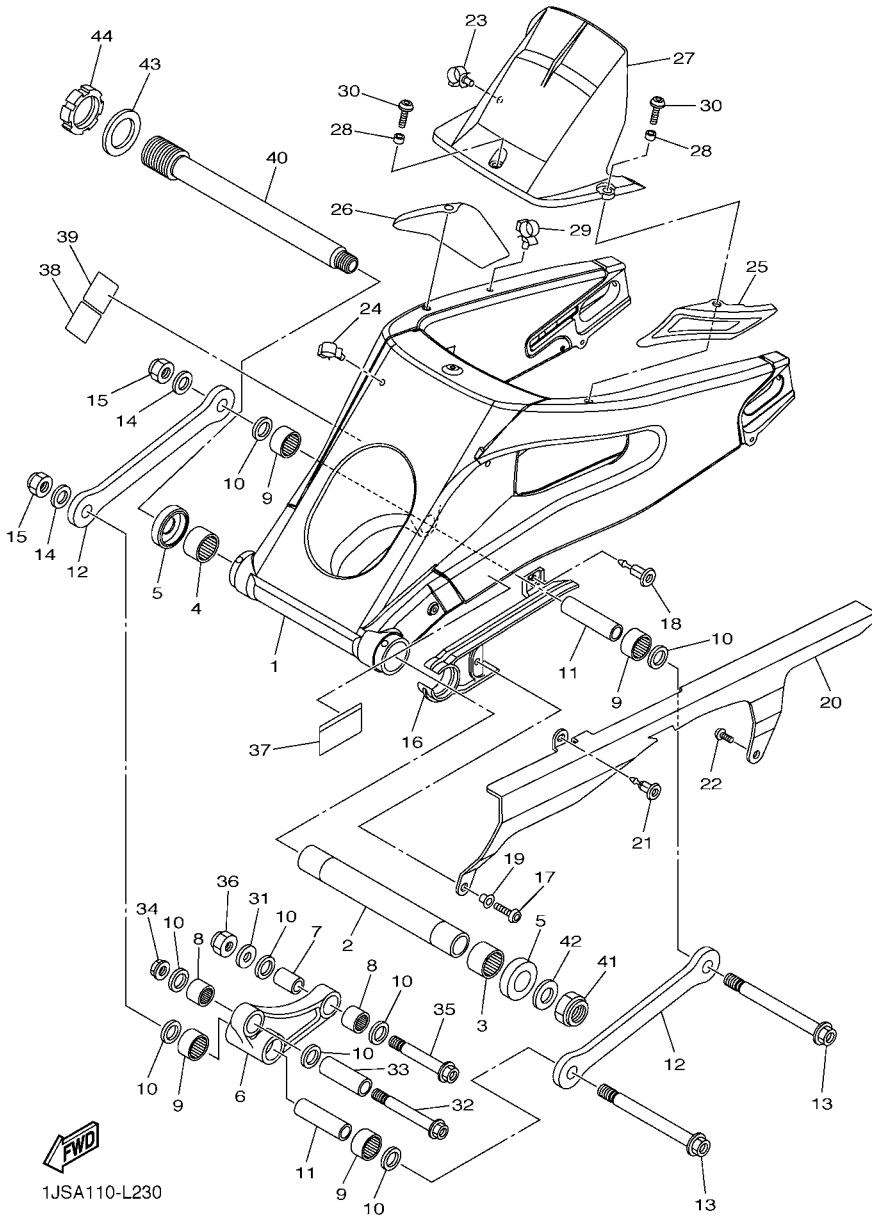
REF. NO.	PART NO.	DESCRIPTION	2CX7	2CX8	REMARKS
1	13S-21710-00-P0	SIDE COVER ASSY 1	1	1	UR FOR DPBMC
	13S-21710-00-PA	SIDE COVER ASSY 1	1	1	UR FOR VRC1
	13S-21710-00-P9	SIDE COVER ASSY 1	1	1	UR FOR MNM3
2	5PW-2174X-00	.DAMPER	4	4	
3	90183-05076	.NUT, SPRING	4	4	
4	13S-2171L-00	.MOLE, SIDE COVER 1	1	1	
5	90480-01558	.GROMMET	1	1	
6	2C0-28237-00	.DAMPER 3	1	1	
7	1UF-15379-00	.SEAL	2	2	
8	5SL-28416-00	.DAMPER 2	2	2	
9	90111-05003	BOLT,HEX. SOCKET BUTTON	4	4	
10	90202-05180	WASHER, PLATE	4	4	
11	90269-07076	RIVET	4	4	
12	90269-06008	RIVET	2	2	
13	13S-21720-00-P0	SIDE COVER ASSY 2	1	1	UR FOR DPBMC,VRC1
	13S-21720-00-P1	SIDE COVER ASSY 2	1	1	UR MBL2 FOR MNM3
14	4KN-2836B-10	.TUNING FORK MARK	1	1	
15	13S-21639-00	.DAMPER 2	2	2	
16	5SL-84753-00	.DAMPER	2	2	
17	4J2-21778-00	.DAMPER, LOCATING 1	1	1	
18	90109-06248	BOLT	1	1	
19	90269-06001	RIVET	6	6	



13SL300-J220

**FIG. 23 REAR ARM**

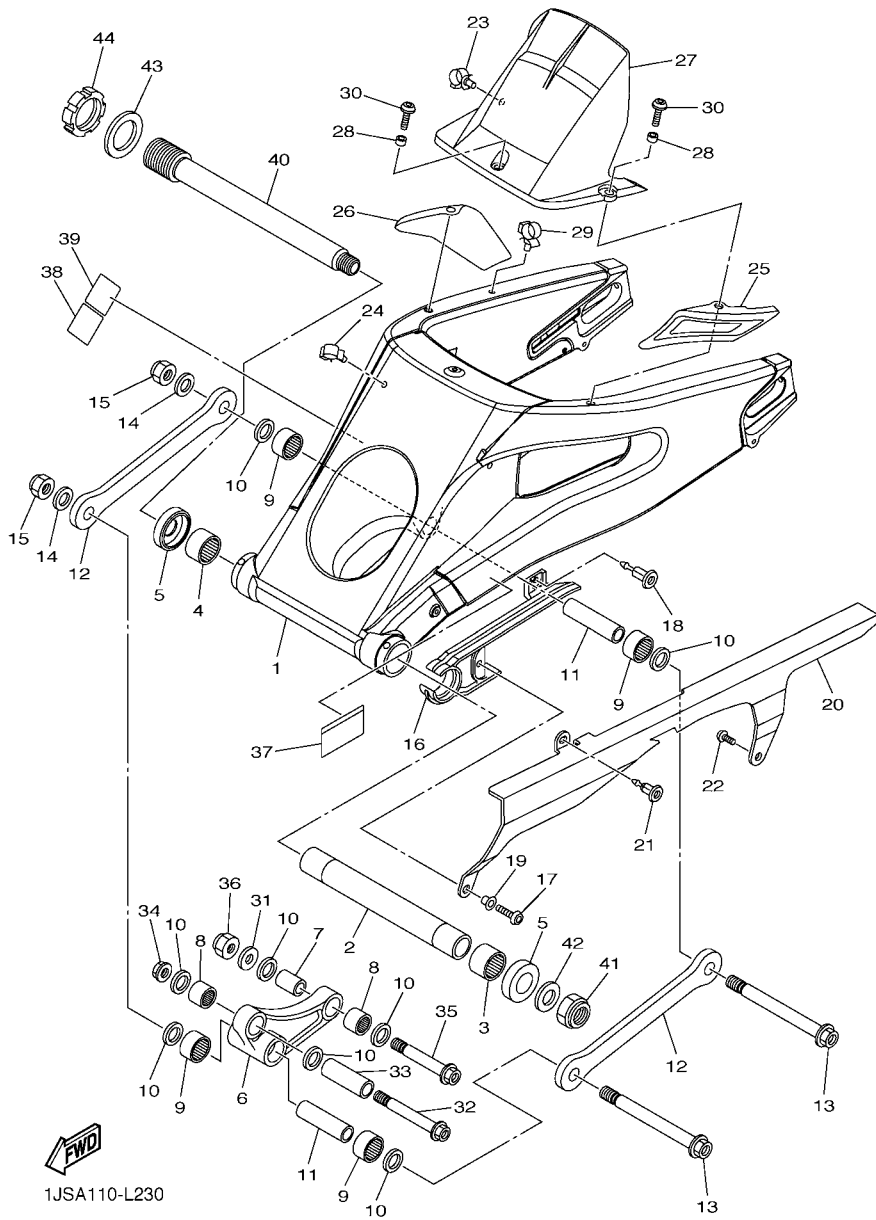
REF. NO.	PART NO.	DESCRIPTION	2CX7	2CX8	REMARKS
1	13S-22110-00	REAR ARM COMP.	1	1	
2	2C0-22184-00	BUSH	1	1	
3	93317-330A0	BEARING	1	1	
4	93317-330A1	BEARING	1	1	
5	2C0-22128-00	COVER, THRUST 1	2	2	
6	2C0-2217A-00	ARM, RELAY	1	1	
7	90387-127W0	COLLAR	1	1	
8	93315-31759	BEARING	2	2	
9	93315-31758	BEARING	4	4	
10	93109-17071	OIL SEAL	8	8	
11	90387-126Y1	COLLAR	2	2	
12	2C0-2217M-00	ARM 1	2	2	
13	90105-12081	BOLT, FLANGE	2	2	
14	92902-12600	WASHER, PLATE	2	2	
15	90185-12011	NUT, SELF-LOCKING	2	2	
16	2C0-22151-00	SEAL, GUARD	1	1	
17	92012-06016	BOLT, BUTTON HEAD	1	1	
18	90269-07008	RIVET	1	1	
19	90387-062X0	COLLAR	1	1	
20	2C0-22311-00	CASE, CHAIN	1	1	
21	90269-07007	RIVET	1	1	
22	90110-06200	BOLT, HEXAGON SOCKET HEAD	1	1	
23	90464-16012	CLAMP	1	1	
24	90464-16011	CLAMP	1	1	
25	2C0-228A0-00	COVER ASSY 1	1	1	
26	2C0-228B0-00	COVER ASSY 2	1	1	
27	2C0-21650-00	REAR FENDER COMP.	1	1	



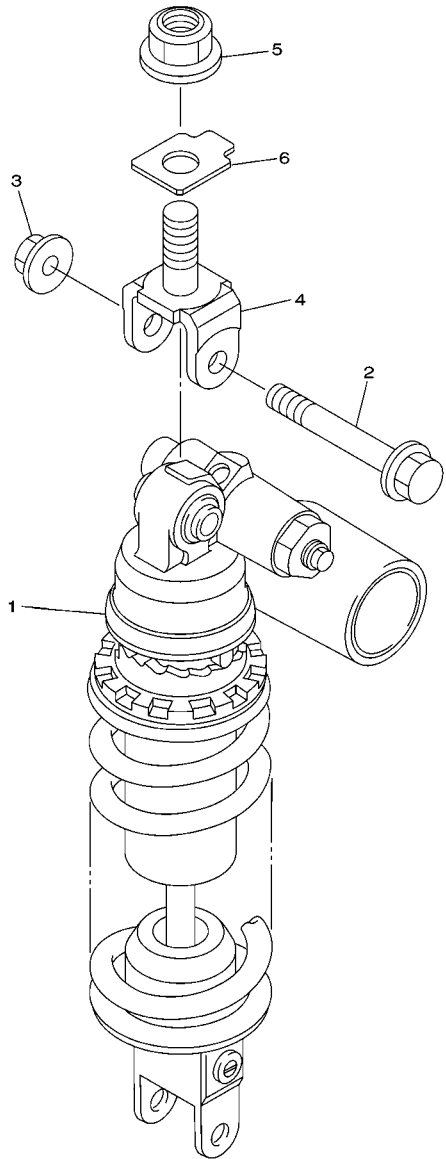
1JSA110-L230

FIG. 23 REAR ARM

REF. NO.	PART NO.	DESCRIPTION	2CX7	2CX8	REMARKS
28	90387-06022	COLLAR	3	3	
29	90464-16012	CLAMP	1	1	
30	90111-06038	BOLT,HEX. SOCKET BUTTON	3	3	
31	92902-12600	WASHER, PLATE	1	1	
32	90105-10211	BOLT, FLANGE	1	1	
33	90387-1012B	COLLAR	1	1	
34	95602-10200	NUT, U FLANGE	1	1	
35	90105-12082	BOLT, FLANGE	1	1	
36	90185-12011	NUT, SELF-LOCKING	1	1	
37	14B-21668-00	LABEL, TIRE	1	1	
38	13S-21684-10	PLATE, ROUTING	1		FOR CALIFORNIA
39	13S-21686-10	PLATE, ROUTING 2		1	FOR CALIFORNIA
40	2C0-22141-10	SHAFT, PIVOT	1	1	
41	90185-22009	NUT, SELF-LOCKING	1	1	
42	90201-22014	WASHER, PLATE	1	1	
43	90201-33014	WASHER, PLATE	1	1	
44	2C0-22252-00	NUT	1	1	



1JSA110-L230



**FIG. 24 REAR SUSPENSION**

REF. NO.	PART NO.	DESCRIPTION			REMARKS
			ZCX7	ZCX8	
1	13S-22210-22	SHOCK ABSORBER ASSY, REAR	1	1	UR FOR DPBMC
	13S-22210-82	SHOCK ABSORBER ASSY, REAR	1	1	UR FOR VRC1
	13S-22210-62	SHOCK ABSORBER ASSY, REAR	1	1	UR FOR MNM3
2	90105-10402	BOLT, FLANGE	1	1	
3	95602-10200	NUT, U FLANGE	1	1	
4	13S-22219-00	BRACKET, UPPER	1	1	
5	95602-14200	NUT, SELF-LOCKING	1	1	
6	13S-22243-00	WASHER 1	1	1	



13S1300-G240



13S1300-G250

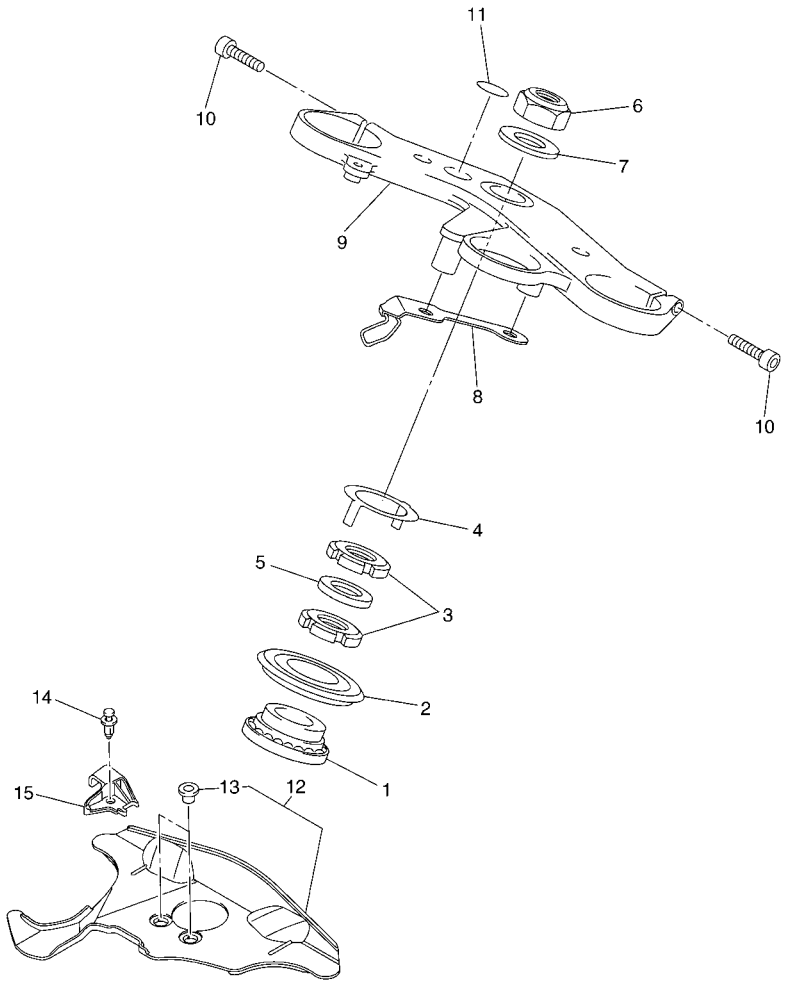
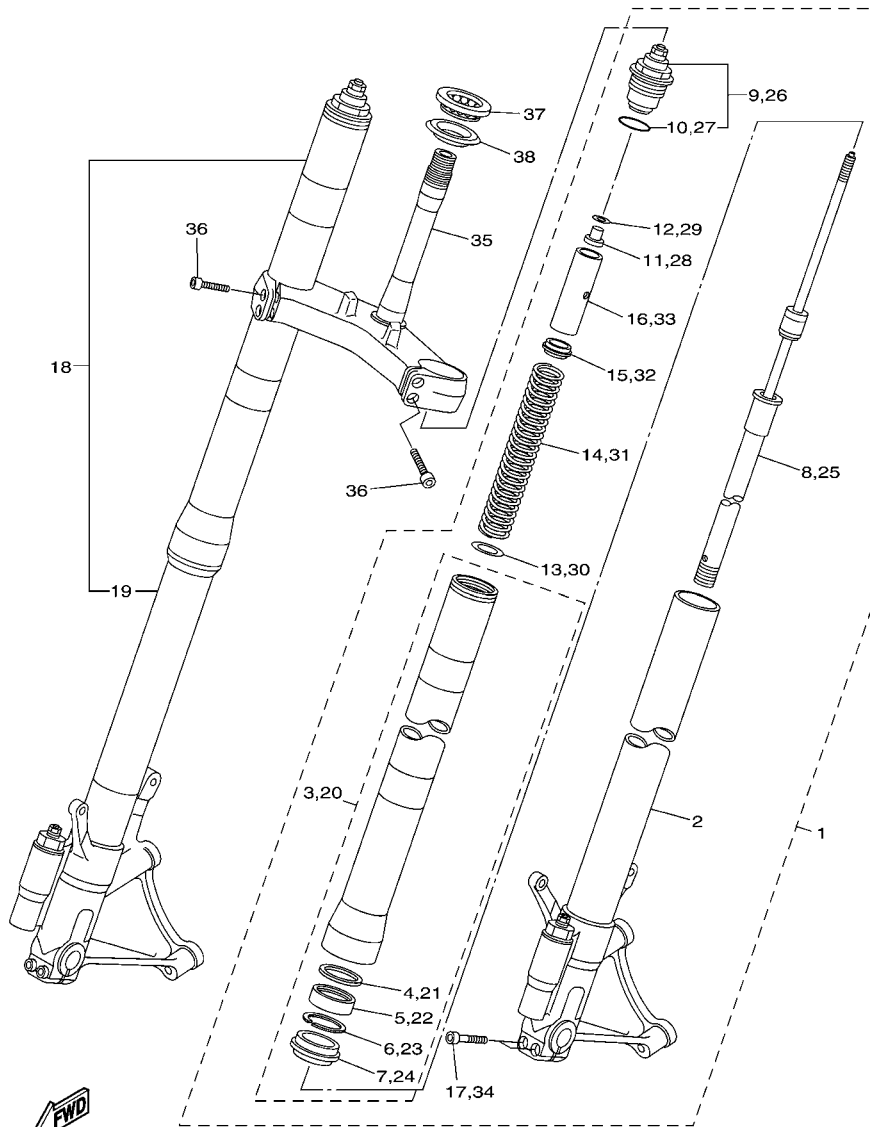


FIG. 25 STEERING

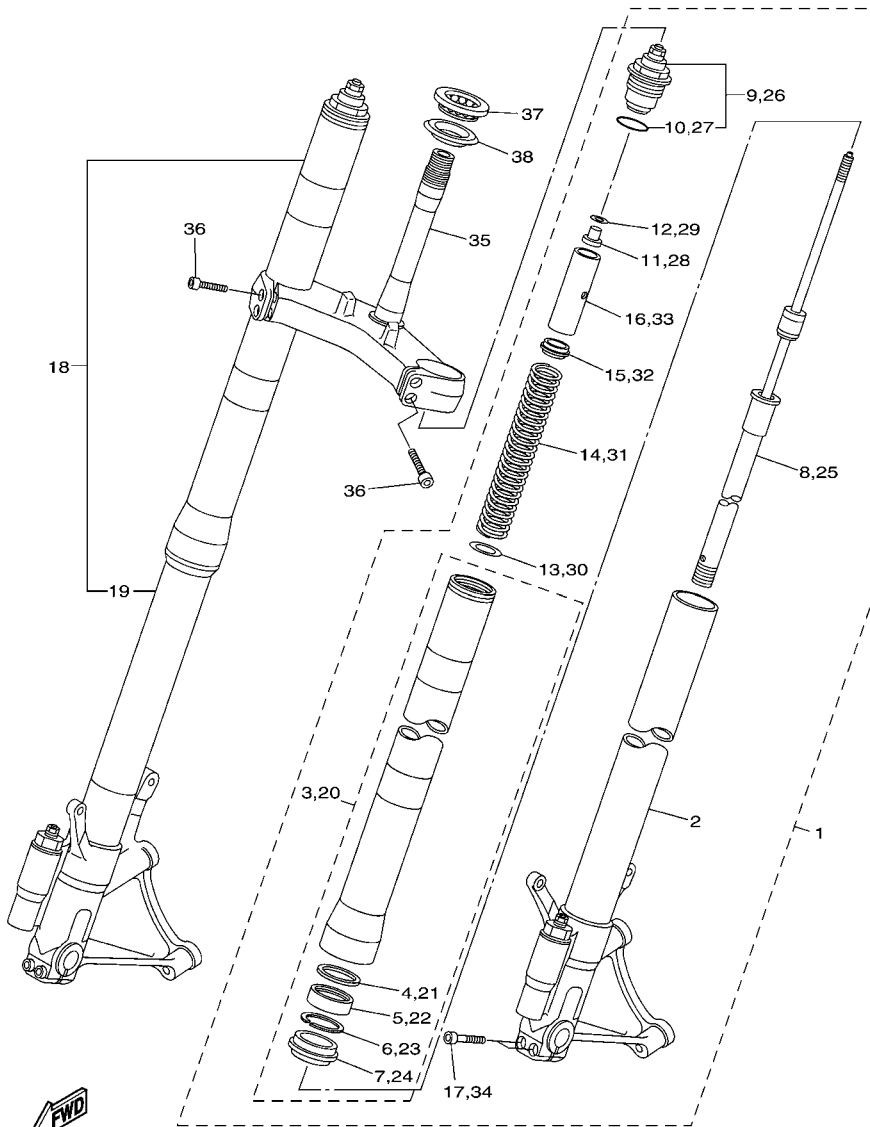
REF. NO.	PART NO.	DESCRIPTION	2CX7	2CX8	REMARKS
1	93399-99932	BEARING	1	1	
2	4XV-23415-01	COVER, BALL RACE 1	1	1	
3	90179-30691	NUT	2	2	
4	4XV-23418-00	WASHER, SPECIAL	1	1	
5	90202-30235	WASHER, PLATE	1	1	
6	90170-28419	NUT	1	1	
7	90201-281U8	WASHER, PLATE	1	1	
8	2C0-23389-00	GUIDE, CABLE	1	1	
9	13S-23435-30	CROWN, HANDLE	1	1	
10	91314-08030	BOLT, HEXAGON SOCKET HEAD	2	2	
11	4XV-2341B-00	EMBLEM	1	1	
12	13S-23808-00	STRG, COVER. ASSY	1	1	
13	90387-06048	.COLLAR	2	2	
14	90269-07001	RIVET	1	1	
15	13S-26279-00	GUIDE, CABLE	1	1	



13S1300-G260

FIG. 26 FRONT FORK

REF. NO.	PART NO.	DESCRIPTION	2CX7	2CX8	REMARKS
1	13S-23102-02	FRONT FORK ASSY (L.H)	1	1	UR FOR DPBMC,MNM3
	13S-23102-12	FRONT FORK ASSY (L.H)	1	1	UR FOR VRC1
2	13S-23110-03	.INNER TUBE COMP.1	1	1	
3	13S-23106-00	.OUTER TUBE COMP.	1	1	UR FOR DPBMC,MNM3
	13S-23106-10	.OUTER TUBE COMP.	1	1	UR FOR VRC1
4	3VD-23115-00	..GUIDE, COVER UPPER	1	1	
5	5VU-23145-00	..OIL SEAL	1	1	
6	3VD-23156-00	..RING, SNAP	1	1	
7	3VD-23144-00	..SEAL, DUST	1	1	
8	13S-23170-00	.CYLINDER COMP., FRONT FORK	1	1	
9	13S-23111-00	.BOLT, CAP	1	1	
10	93210-41N50	..O-RING	1	1	
11	13S-23393-00	.NUT, SPECIAL	1	1	
12	13S-2332N-00	.PLATE, VALVE 2	1	1	
13	2C0-23143-00	.SEAT, SPRING LOWER	1	1	
14	13S-23141-00	..SPRING, FRONT FORK	1	1	
15	13S-23142-00	.SEAT, SPRING UPPER	1	1	
16	13S-23118-00	.SPACER	1	1	
17	91314-08040	.BOLT, HEXAGON SOCKET HEAD	2	2	
18	13S-23103-02	FRONT FORK ASSY (R.H)	1	1	UR FOR DPBMC,MNM3
	13S-23103-12	FRONT FORK ASSY (R.H)	1	1	UR FOR VRC1
19	13S-23120-03	.INNER TUBE COMP.2	1	1	
20	13S-23106-00	.OUTER TUBE COMP.	1	1	UR FOR DPBMC,MNM3
	13S-23106-10	.OUTER TUBE COMP.	1	1	UR FOR VRC1
21	3VD-23115-00	..GUIDE, COVER UPPER	1	1	
22	5VU-23145-00	..OIL SEAL	1	1	
23	3VD-23156-00	..RING, SNAP	1	1	



13S1300-G260

FIG. 26 FRONT FORK

REF. NO.	PART NO.	DESCRIPTION	2CX7	2CX8	REMARKS
24	3VD-23144-00	..SEAL, DUST	1	1	
25	13S-23170-00	.CYLINDER COMP., FRONT FORK	1	1	
26	13S-23111-00	.BOLT, CAP	1	1	
27	93210-41N50	..O-RING	1	1	
28	13S-23393-00	.NUT, SPECIAL	1	1	
29	13S-2332N-00	.PLATE, VALVE 2	1	1	
30	2C0-23143-00	.SEAT, SPRING LOWER	1	1	
31	13S-23141-00	.SPRING, FRONT FORK	1	1	
32	13S-23142-00	.SEAT, SPRING UPPER	1	1	
33	13S-23118-00	.SPACER	1	1	
34	91314-08040	.BOLT, HEXAGON SOCKET HEAD	2	2	
35	13S-23340-00	UNDER BRACKET COMP.	1	1	
36	91314-08030	BOLT, HEXAGON SOCKET HEAD	4	4	
37	93399-99957	BEARING	1	1	
38	3FV-23462-00	SEAL, STEERING	1	1	

**FIG. 27 FUEL TANK**

REF. NO.	PART NO.	DESCRIPTION	2CX7	2CX8	REMARKS
1	13S-Y2410-00-08	FUEL TANK COMP.	1	1	UR BWC1 FOR DPBMC
	13S-YK241-00-P6	FUEL TANK COMP.	1	1	UR FOR VRC1
	13S-24110-00-P8	FUEL TANK COMP.	1	1	UR FOR MNM3
2	2CX-24240-00	.GRAPHIC SET	1	1	FOR DPBMC
3	5SL-2413B-00	EMBLEM	2	2	
4	91312-06016	BOLT	2	2	
5	5VY-24183-00	DAMPER, LOCATING 3	2	2	
6	5VY-24191-10	BRACKET, FUEL TANK 1	1	1	
7	5VY-24181-00	DAMPER, LOCATING 1	1	1	
8	90480-10542	GROMMET	1	1	
9	90387-066Y6	COLLAR	1	1	
10	90387-06143	COLLAR	2	2	
11	5VY-24192-10	BRACKET, FUEL TANK 2	1	1	
12	5VY-24181-00	DAMPER, LOCATING 1	1	1	
13	90480-10542	GROMMET	1	1	
14	2C0-21339-00	GUIDE, WIRE	1	1	
15	90119-06262	BOLT, WITH WASHER	2	2	
16	91312-06090	BOLT	1	1	
17	2C0-2413Y-00	BRACKET, TANK FITTING	1	1	
18	5SL-24183-00	DAMPER, LOCATING 3	2	2	
19	90387-06055	COLLAR	1	1	
20	2C0-21566-00	TAPE, 1	2	2	
21	90111-06071	BOLT,HEX. SOCKET BUTTON	4	4	
22	39P-24602-00	CAP ASSY	1	1	
23	90110-05112	BOLT, HEXAGON SOCKET HEAD	3	3	
24	91312-05010	BOLT	1	1	
25	14B-13907-20	FUEL PUMP COMP.	1	1	

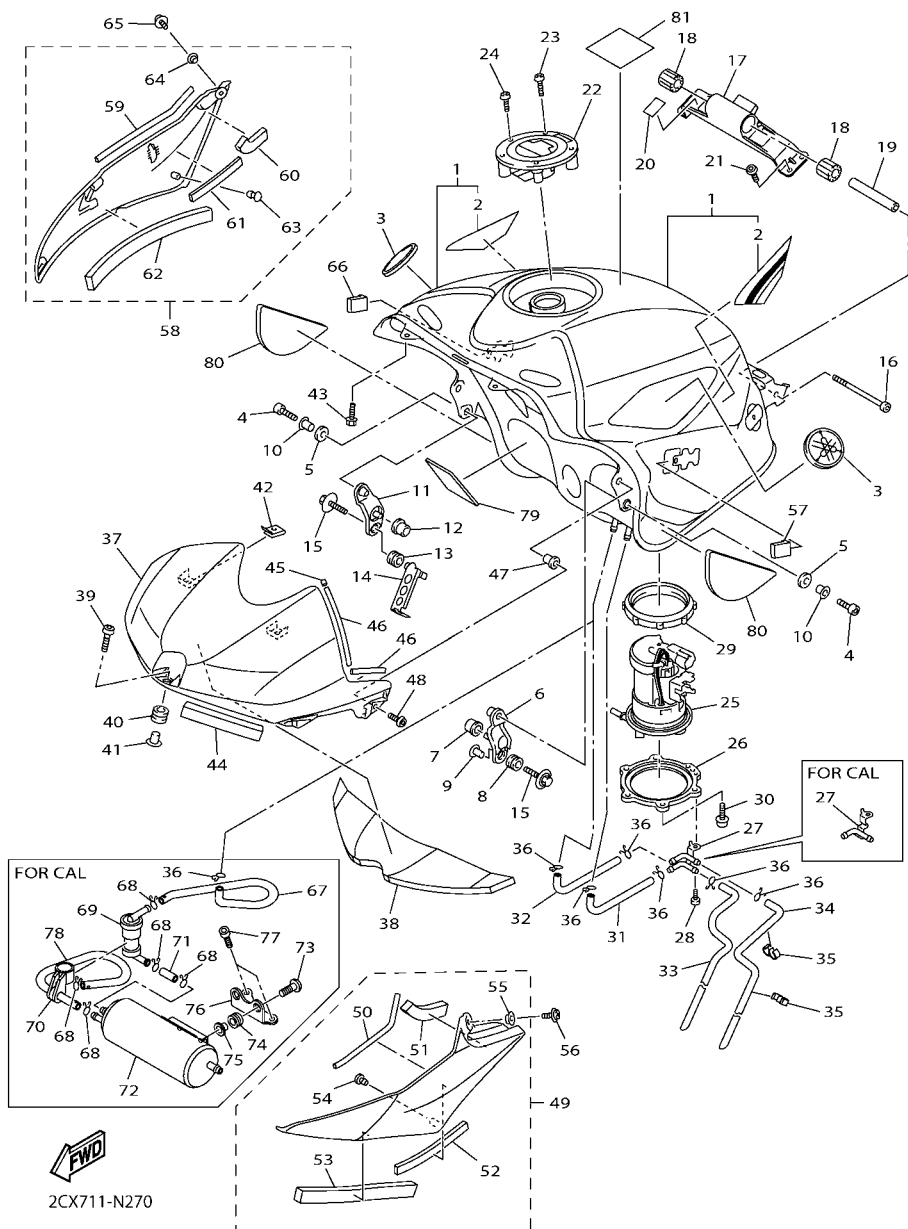




FIG. 27 FUEL TANK

REF. NO.	PART NO.	DESCRIPTION	2CX7	2CX8	REMARKS
26	13S-24491-00	BRACKET, FUEL PUMP	1	1	
27	13S-24135-00	CLAMP 1	1		
	13S-24135-10	CLAMP 1		1	FOR CALIFORNIA
28	90154-05012	SCREW, BINDING	1	1	
29	19B-24486-01	O-RING	1	1	
30	90110-05028	BOLT, HEXAGON SOCKET HEAD	6	6	
31	13S-24315-00	PIPE 5	1	1	
32	13S-24316-00	PIPE 6	1		
33	13S-24317-00	PIPE 7	1		
	13S-24317-10	PIPE 7		1	FOR CALIFORNIA
34	13S-24313-00	PIPE 3	1		
35	90464-09M31	CLAMP	2		
36	90467-09006	CLIP	6		
	90467-09006	CLIP		4	FOR CALIFORNIA
37	13S-2171A-00-P1	COVER, TOP	1	1	UR BWC1 FOR DPBMC
	13S-2171A-00-P5	COVER, TOP	1	1	UR FOR VRC1
	13S-2171A-00-P2	COVER, TOP	1	1	UR MBL2 FOR MNM3
38	13S-24854-00	DAMPER	1	1	
39	90111-06030	BOLT, HEX. SOCKET BUTTON	1	1	
40	90480-12314	GROMMET	1	1	
41	90387-06222	COLLAR	1	1	
42	90183-05074	NUT, SPRING	2	2	
43	90105-05014	BOLT, FLANGE	2	2	
44	2C0-2414J-00	DAMPER, PLATE 2	2	2	
45	13S-24181-00	DAMPER, LOCATING 1	2	2	
46	2C0-2414N-00	DAMPER, PLATE 4	4	4	
47	90179-05523	NUT	2	2	

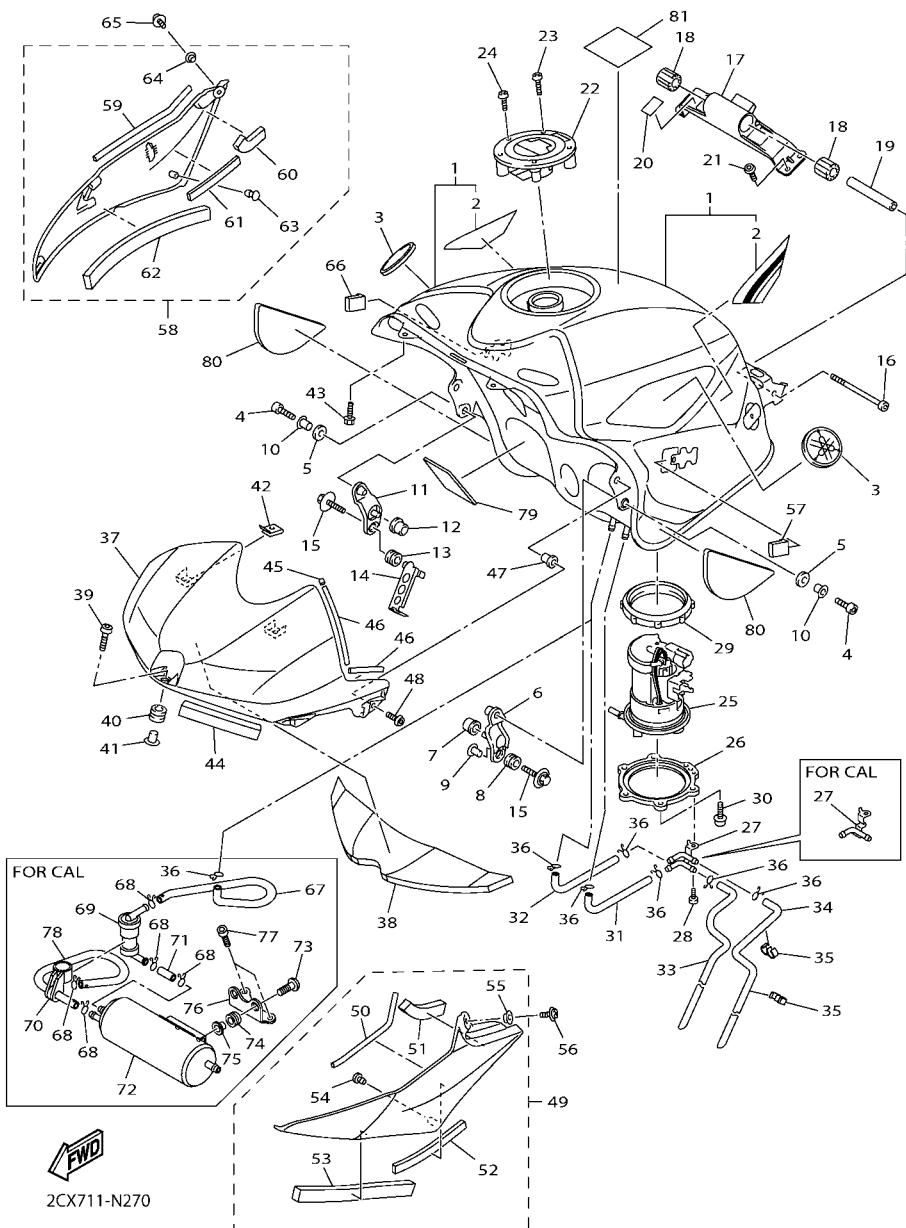
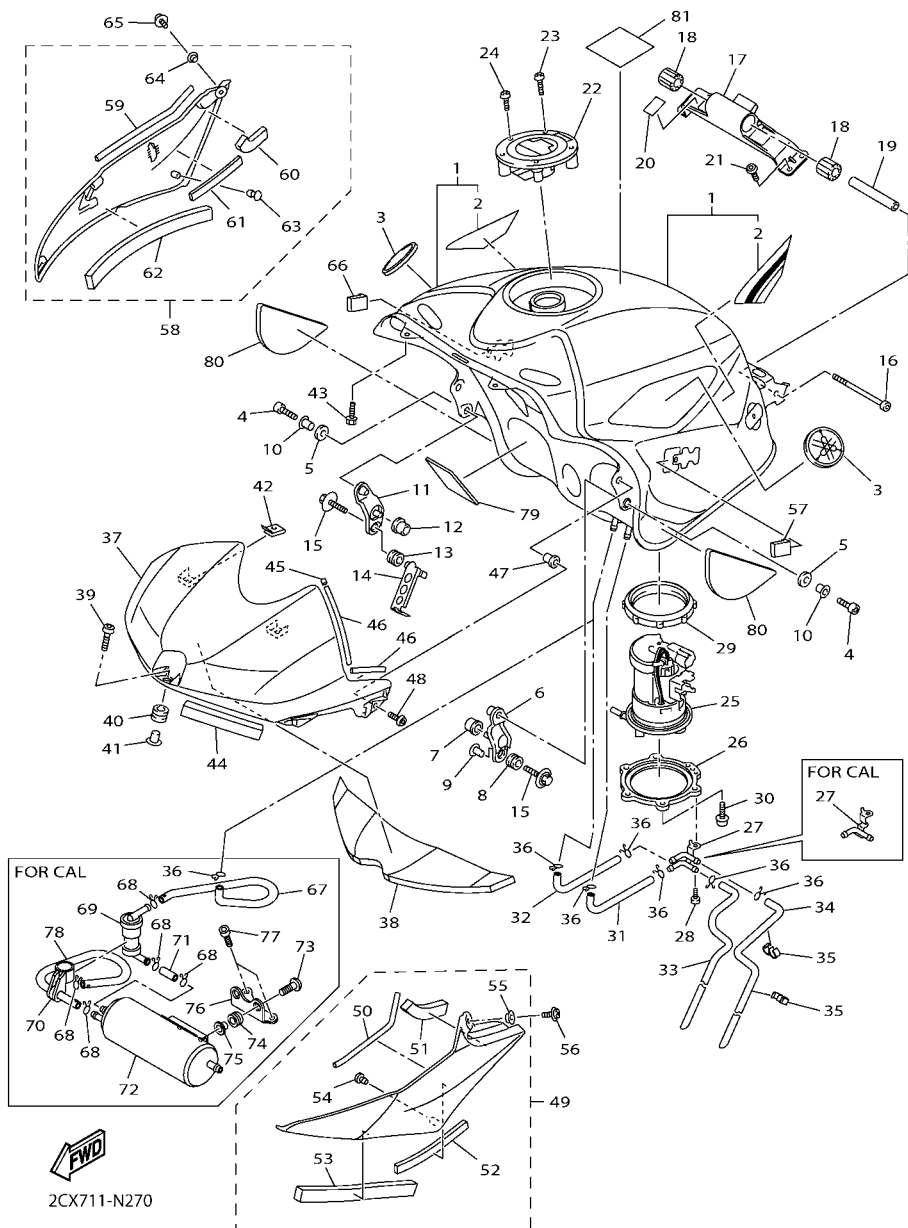


FIG. 27 FUEL TANK



REF. NO.	PART NO.	DESCRIPTION	2CX7	2CX8	REMARKS
48	98902-05014	SCREW, BIND	2	2	
49	13S-24106-00	TANK SIDE COVER ASSY 1	1	1	
50	4C8-2414H-00	.DAMPER, PLATE 1	1	1	
51	2C0-2414P-00	.DAMPER, PLATE 5	1	1	
52	4C8-2414J-00	.DAMPER, PLATE 2	1	1	
53	2C0-24184-00	.DAMPER, LOCATING 4	1	1	
54	90338-06018	.PLUG	1	1	
55	90387-05035	.COLLAR	1	1	
56	98902-05008	SCREW, BIND	1	1	
57	5PW-2411J-01	DAMPER, SIDE COVER	1	1	
58	13S-24108-00	TANK SIDE COVER ASSY 2	1	1	
59	4C8-2414H-00	.DAMPER, PLATE 1	1	1	
60	2C0-2414P-00	.DAMPER, PLATE 5	1	1	
61	4C8-2414J-00	.DAMPER, PLATE 2	1	1	
62	2C0-24184-00	.DAMPER, LOCATING 4	1	1	
63	90338-06018	.PLUG	1	1	
64	90387-05035	.COLLAR	1	1	
65	98902-05008	SCREW, BIND	1	1	
66	5PW-2411J-01	DAMPER, SIDE COVER	1	1	
67	13S-24314-00	PIPE 4	1		FOR CALIFORNIA
68	90467-09006	CLIP	5		FOR CALIFORNIA
69	2C0-24180-00	ROLL OVER VALVE ASSY	1		FOR CALIFORNIA
70	2C0-24398-00	BAND 1	1		FOR CALIFORNIA
71	90445-11065	HOSE (L30)	1		FOR CALIFORNIA
72	5EL-24170-00	CANISTER ASSY	1		FOR CALIFORNIA
73	90111-06091	BOLT,HEX. SOCKET BUTTON	2		FOR CALIFORNIA
74	90480-13018	GROMMET	2		FOR CALIFORNIA



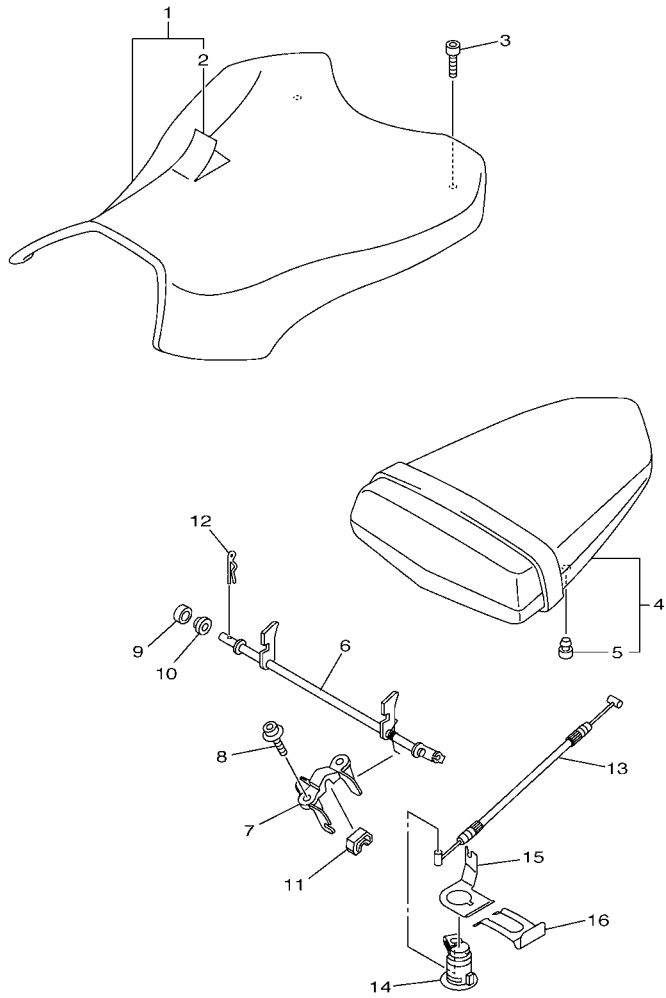
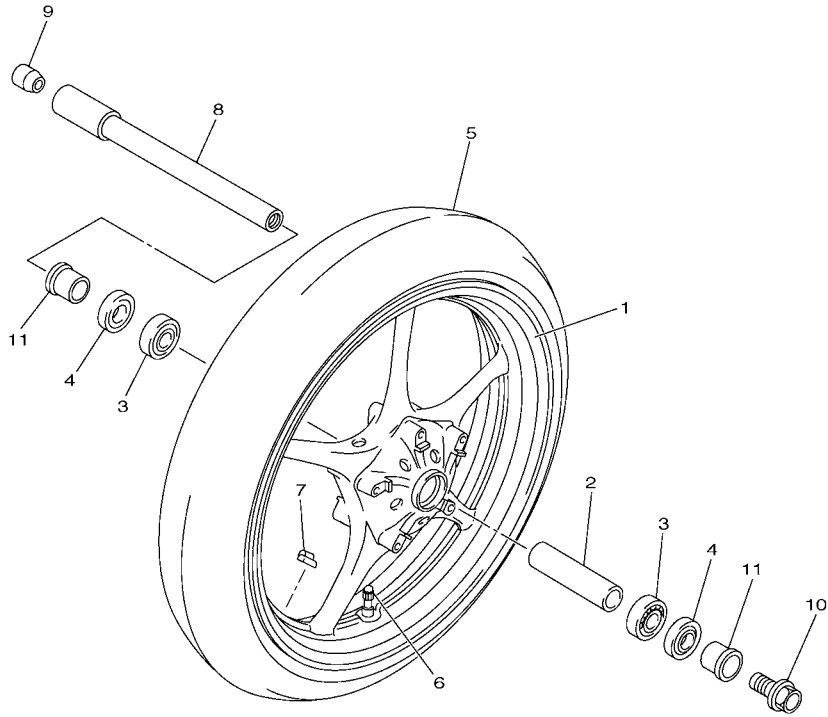


FIG. 28 SEAT

REF. NO.	PART NO.	DESCRIPTION	2CX7	2CX8	REMARKS
1	13S-24710-00	SINGLE SEAT ASSY	1	1	
2	13S-24711-00	.COVER, SINGLE SEAT	1	1	
3	90110-06258	BOLT, HEXAGON SOCKET HEAD	2	2	
4	13S-24750-00	TANDEM SEAT ASSY	1	1	
5	5SL-24723-00	.DAMPER, SEAT	2	2	
6	2C0-24780-10	SEAT LOCK ASSY	1	1	
7	2C0-24792-00	PLATE	1	1	
8	90110-06163	BOLT, HEXAGON SOCKET HEAD	2	2	
9	2C0-24825-00	SPACER, CARRIER	1	1	
10	13S-24725-00	SPACER 1	1	1	
11	13S-24847-00	HOLDER 1	1	1	
12	90468-16001	CLIP	1	1	
13	13S-2478E-00	CABLE, SEAT LOCK	1	1	
14	5VY-W2470-00	ROTOR SET	1	1	
15	5VY-2117K-01	STAY, LOCK	1	1	
16	5VY-2176V-00	SPRING, LOCK 2	1	1	



13SV300-K280

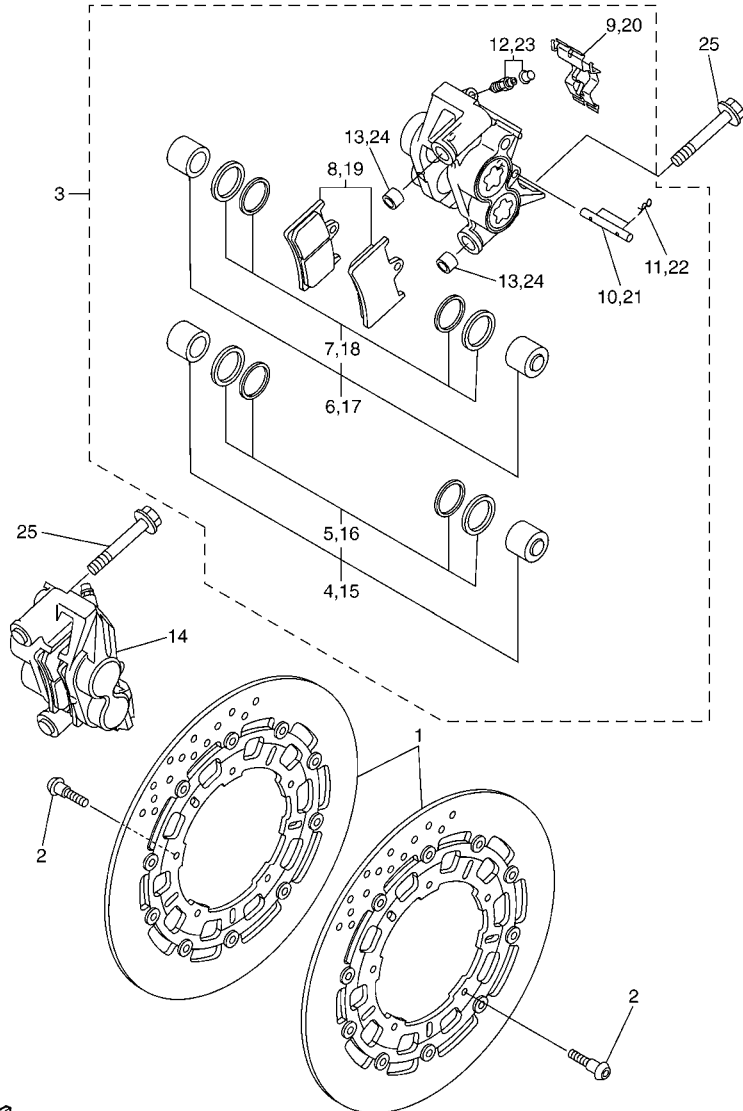


**FIG. 29 FRONT WHEEL**

REF. NO.	PART NO.	DESCRIPTION	2CX7	2CX8			REMARKS
1	5SL-25168-00-5X	CAST WHEEL, FRONT	1	1			UR FOR DPBMC
	5SL-25168-00-4X	CAST WHEEL, FRONT	1	1			UR FOR VRC1
	5SL-25168-00-P4	CAST WHEEL, FRONT	1	1			UR LNYM9 FOR MNM3
2	4XV-25117-00	SPACER, BEARING	1	1			
3	93306-07208	BEARING	2	2			
4	93106-28043	OIL SEAL	2	2			
5	94112-17099	TIRE(120/70 ZR17M/C 58W )	1	1			DUNLOP
6	93900-00030	VALVE, RIM (TR412)	1	1			TAIHEIYO
7	5MT-25398-00	BALANCER, WHEEL (10G)	1	1			UR
	5MT-25398-10	BALANCER, WHEEL (20G)	1	1			UR
	5MT-25398-20	BALANCER, WHEEL (30G)	1	1			UR
8	2C0-25181-00	AXLE, WHEEL	1	1			
9	5PW-25188-00	CAP	1	1			
10	90105-14002	BOLT, FLANGE	1	1			
11	90387-22016	COLLAR	2	2			



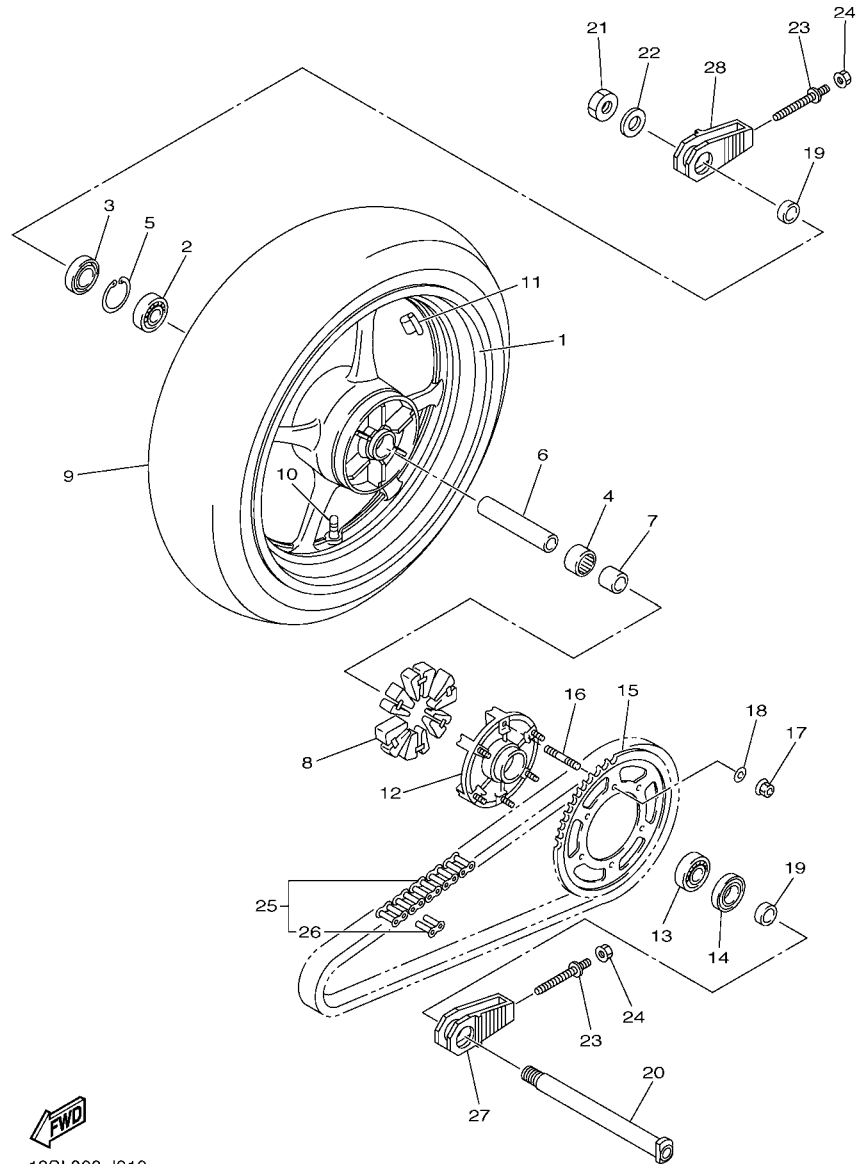
13SL300-J290



13S1300-G301

FIG. 30 FRONT BRAKE CALIPER

REF. NO.	PART NO.	DESCRIPTION	2CX7	2CX8	REMARKS
1	13S-2581T-00	DISK BRAKE ASSY	2	2	
2	90149-06043	SCREW	10	10	
3	13S-2580T-00	CALIPER ASSY (LEFT)	1	1	UR FOR DPBMC,MNM3
	13S-2580T-10	CALIPER ASSY (LEFT)	1	1	UR FOR VRC1
4	5PW-W0057-10	.PISTON ASSY, CALIPER	1	1	
5	5PW-W0047-10	..CALIPER SEAL KIT	1	1	
6	5PW-W0057-00	.PISTON ASSY, CALIPER	1	1	
7	5PW-W0047-00	..CALIPER SEAL KIT	1	1	
8	2C0-W0045-00	.BRAKE PAD KIT	1	1	
9	13S-25919-00	.SUPPORT, PAD	1	1	
10	4SV-25924-00	.PIN, PAD	1	1	
11	3GM-25925-00	.CLIP	2	2	
12	1J3-W0048-00	.BLEED SCREW KIT	1	1	
13	5VY-2583B-00	.PIN, KNOCK	2	2	
14	13S-2580U-00	CALIPER ASSY (RIGHT)	1	1	UR FOR DPBMC,MNM3
	13S-2580U-10	CALIPER ASSY (RIGHT)	1	1	UR FOR VRC1
15	5PW-W0057-10	.PISTON ASSY, CALIPER	1	1	
16	5PW-W0047-10	..CALIPER SEAL KIT	1	1	
17	5PW-W0057-00	.PISTON ASSY, CALIPER	1	1	
18	5PW-W0047-00	..CALIPER SEAL KIT	1	1	
19	2C0-W0045-00	.BRAKE PAD KIT	1	1	
20	13S-25919-00	.SUPPORT, PAD	1	1	
21	4SV-25924-00	.PIN, PAD	1	1	
22	3GM-25925-00	.CLIP	2	2	
23	1J3-W0048-00	.BLEED SCREW KIT	1	1	
24	5VY-2583B-00	.PIN, KNOCK	2	2	
25	90105-10397	BOLT, FLANGE	4	4	



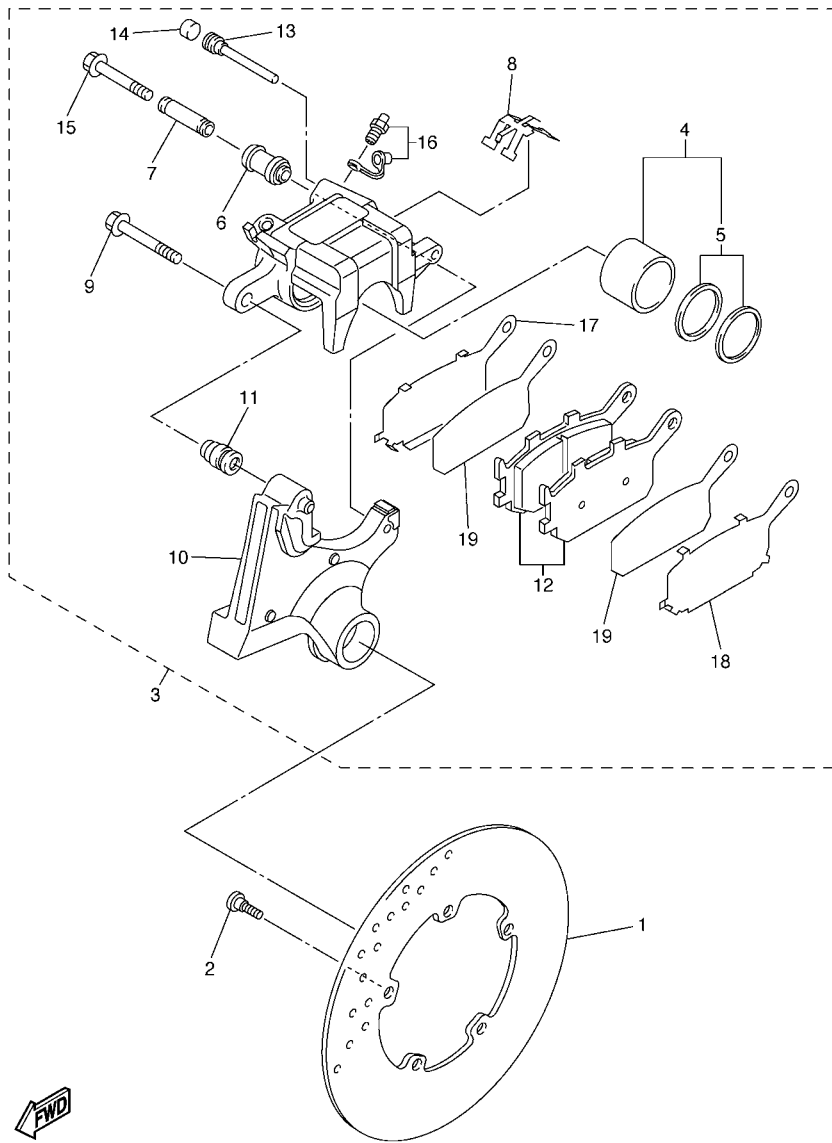
13SL300-J310

FIG. 31 REAR WHEEL

REF. NO.	PART NO.	DESCRIPTION	2CX7	2CX8	REMARKS
1	5SL-25338-00-6X	CAST WHEEL, REAR	1	1	UR FOR DPBMC
	5SL-25338-00-5X	CAST WHEEL, REAR	1	1	UR FOR VRC1
	5SL-25338-00-P4	CAST WHEEL, REAR	1	1	UR LNYM9 FOR MNM3
2	93306-20531	BEARING	1	1	
3	93106-40013	OIL SEAL	1	1	
4	93317-43580	BEARING	1	1	
5	93420-61M07	CIRCLIP	1	1	
6	4XV-25317-00	SPACER, BEARING	1	1	
7	5SL-25383-00	COLLAR, WHEEL	1	1	
8	2C0-25364-00	DAMPER	6	6	
9	94118-17067	TIRE(180/55 ZR17 M/C 73W)	1	1	DUNLOP
10	93900-00030	VALVE, RIM (TR412)	1	1	TAIHEIYO
11	5MT-25398-00	BALANCER, WHEEL (10G)	1	1	UR
	5MT-25398-10	BALANCER, WHEEL (20G)	1	1	UR
	5MT-25398-20	BALANCER, WHEEL (30G)	1	1	UR
12	5SL-25366-00	CLUTCH, HUB	1	1	
13	93306-20531	BEARING	1	1	
14	93106-40013	OIL SEAL	1	1	
15	2C0-25445-20	SPROCKET, DRIVEN (45T)	1	1	
16	90116-10485	BOLT, STUD	6	6	
17	90185-10009	NUT, SELF-LOCKING	6	6	
18	90201-10021	WASHER, PLATE	6	6	
19	13S-25376-00	COLLAR, WHEEL	2	2	
20	2C0-25381-10	AXLE, WHEEL	1	1	
21	90185-24008	NUT, SELF-LOCKING	1	1	
22	90201-25020	WASHER, PLATE	1	1	
23	2C0-25379-00	BOLT, CHAIN PULLAR	2	2	



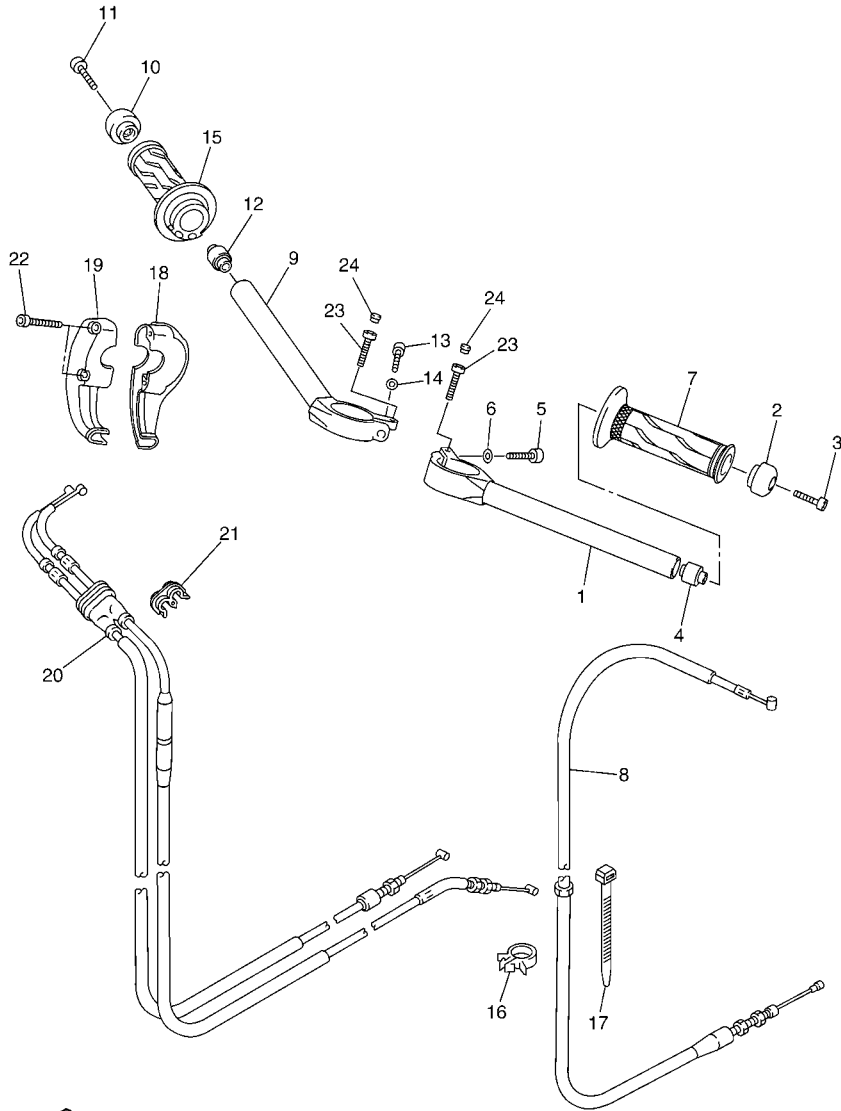




2C01300-E321

FIG. 32 REAR BRAKE CALIPER

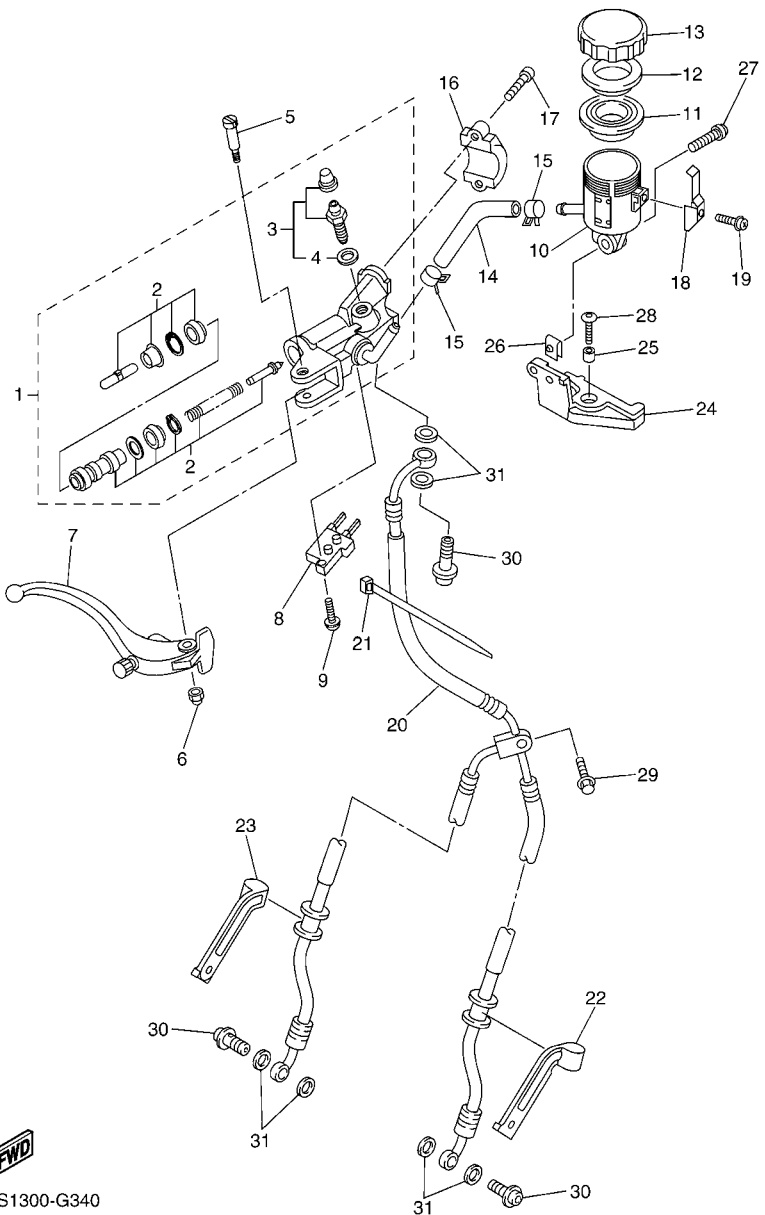
REF. NO.	PART NO.	DESCRIPTION	2CX7	2CX8	REMARKS
1	5SL-2582W-00	DISK, REAR BRAKE 2	1	1	
2	90149-08009	SCREW	5	5	
3	2C0-2580W-00	CALIPER ASSY, REAR 2	1	1	
4	5VY-W0057-00	.PISTON ASSY, CALIPER	1	1	
5	5SL-W0047-00	..CALIPER SEAL KIT	1	1	
6	5SL-25917-00	.BOOT, CALIPER	1	1	
7	5SL-25838-00	.SLEEVE, CALIPER	1	1	
8	5SL-25919-00	.SUPPORT, PAD	1	1	
9	5SL-25914-00	.PIN, SLIDE	1	1	
10	2C0-25921-00	.BRACKET, SUPPORT	1	1	
11	3JD-25917-00	.BOOT, CALIPER	1	1	
12	5VX-W0046-00	.BRAKE PAD KIT 2	1	1	
13	8CR-25924-00	.PIN, PAD	1	1	
14	5DH-25916-00	.PLUG	1	1	
15	5SL-25926-00	.BOLT	1	1	
16	1UY-W0048-00	.BLEED SCREW KIT	1	1	
17	5SL-25827-00	.SHIM, CALIPER	1	1	
18	5SL-25827-10	.SHIM, CALIPER	1	1	
19	5SL-25828-00	.SHIM, CALIPER	2	2	



13S1300-G330

FIG. 33 STEERING HANDLE & CABLE

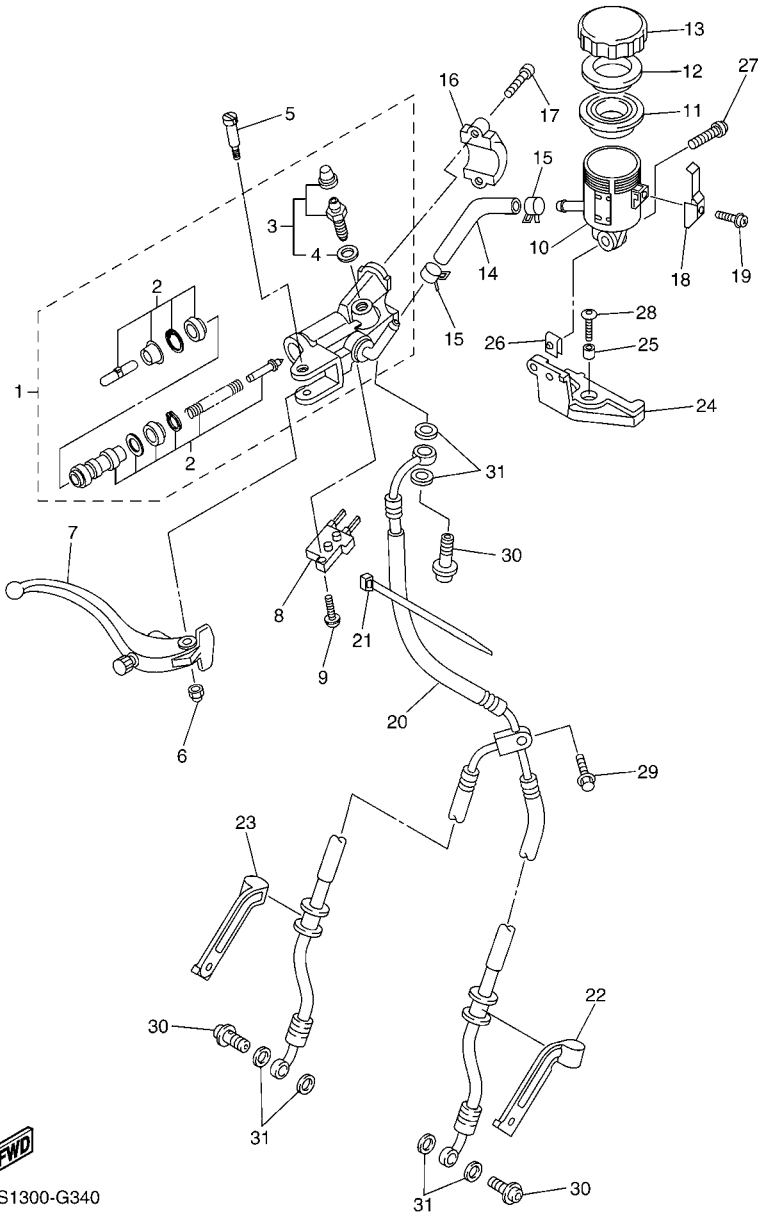
REF. NO.	PART NO.	DESCRIPTION	2CX7	2CX8	REMARKS
1	13S-26121-00	HANDLEBAR (LEFT)	1	1	
2	4XV-26246-10	END, GRIP	1	1	
3	91312-06025	BOLT	1	1	
4	4XV-23434-00	HOLDER, DAMPER	1	1	
5	91314-08030	BOLT, HEXAGON SOCKET HEAD	1	1	
6	90201-08452	WASHER, PLATE	1	1	
7	2C0-26241-00	GRIP	1	1	
8	2C0-26335-00	CABLE, CLUTCH	1	1	
9	13S-26122-00	HANDLEBAR (RIGHT)	1	1	
10	4XV-26246-10	END, GRIP	1	1	
11	91312-06025	BOLT	1	1	
12	4XV-23434-00	HOLDER, DAMPER	1	1	
13	91314-08030	BOLT, HEXAGON SOCKET HEAD	1	1	
14	90201-08452	WASHER, PLATE	1	1	
15	2C0-26240-00	GRIP ASSY	1	1	
16	90464-15157	CLAMP	1	1	
17	90464-15195	CLAMP	1	1	
18	5VY-26281-00	CAP, GRIP UPPER	1	1	
19	3XW-26282-01	CAP, GRIP UNDER	1	1	
20	13S-26302-00	THROTTLE CABLE ASSY	1	1	
21	90464-04001	CLAMP	1	1	
22	90110-05018	BOLT, HEXAGON SOCKET HEAD	2	2	
23	91312-06030	BOLT	2	2	
24	90338-05010	PLUG	1	1	



13S1300-G340

FIG. 34 FRONT MASTER CYLINDER

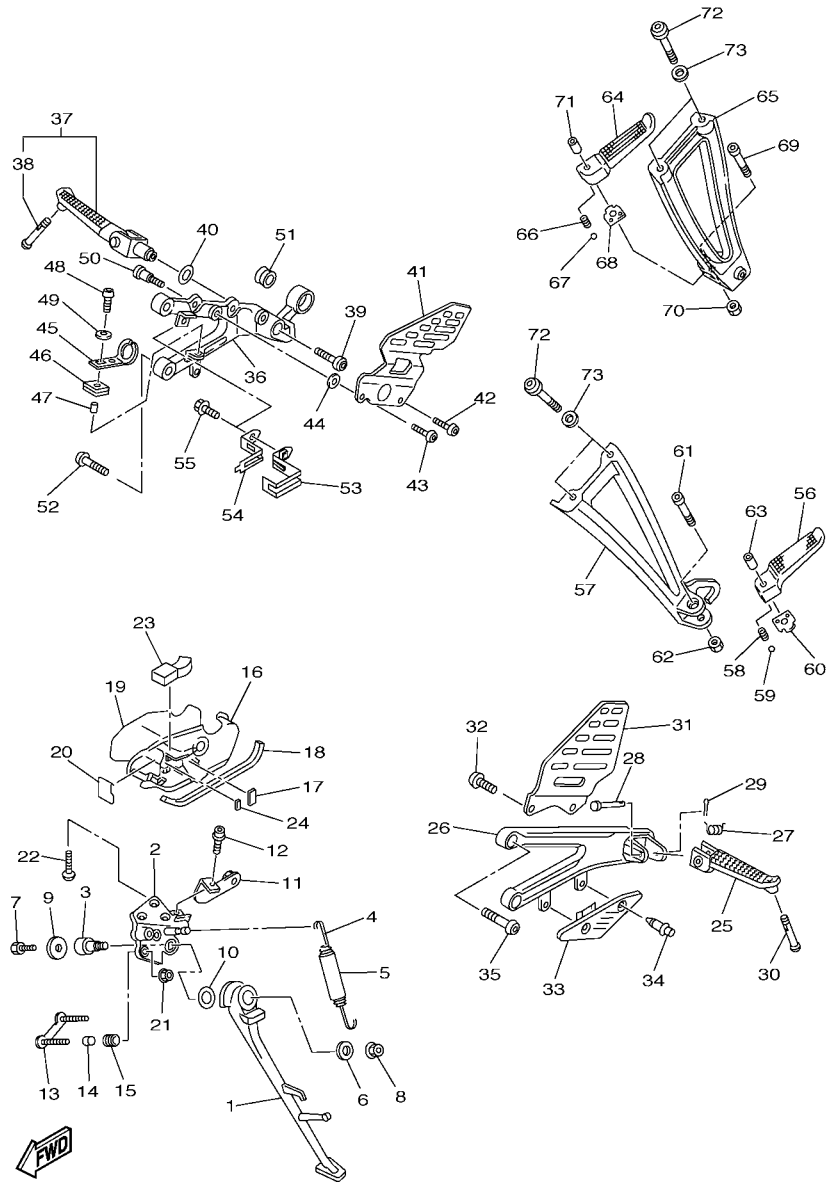
REF. NO.	PART NO.	DESCRIPTION	2CX7	2CX8	REMARKS
1	5SL-W2587-00	MASTER CYLINDER SUB ASSY	1	1	
2	5VY-W0041-00	.CYLINDER KIT, MASTER	1	1	
3	5VY-W0048-00	.BLEED SCREW KIT	1	1	
4	5VY-25975-00	..SEAL 1	1	1	
5	5VY-2589F-01	BOLT, LEVER	1	1	
6	5VS-2586F-00	NUT, COVER	1	1	
7	5SL-83922-10	LEVER 2	1	1	
8	4HM-83980-00	FRONT STOP SWITCH ASSY	1	1	
9	5VS-2585H-00	SCREW,SET	1	1	
10	5SL-25894-20	TANK, RESERVOIR	1	1	
11	5VY-25854-00	DIAPHRAGM, RESERVOIR	1	1	
12	5VY-25855-00	BUSH,DIAPHRAGM	1	1	
13	5VY-25852-00	CAP, RESERVOIR	1	1	
14	13S-2589E-00	HOSE	1	1	
15	90467-120A3	CLIP	2	2	
16	5VS-25867-00	BRACKET, MASTER CYLINDER	1	1	
17	5VS-26332-00	BOLT	2	2	
18	5VY-2589G-00	HOLDER	1	1	
19	5VY-2589H-00	SCREW	1	1	
20	13S-25872-01	HOSE, BRAKE 1	1	1	
21	3MA-82591-00	BAND	1	1	
22	2C0-25886-00	HOLDER, BRAKE HOSE	1	1	
23	13S-25887-00	HOLDER, BRAKE HOSE	1	1	
24	13S-26292-00	STAY	1	1	
25	90387-06057	COLLAR	1	1	
26	90183-050A0	NUT, SPRING	1	1	
27	90111-05025	BOLT,HEX. SOCKET BUTTON	1	1	



13S1300-G340

FIG. 34 FRONT MASTER CYLINDER

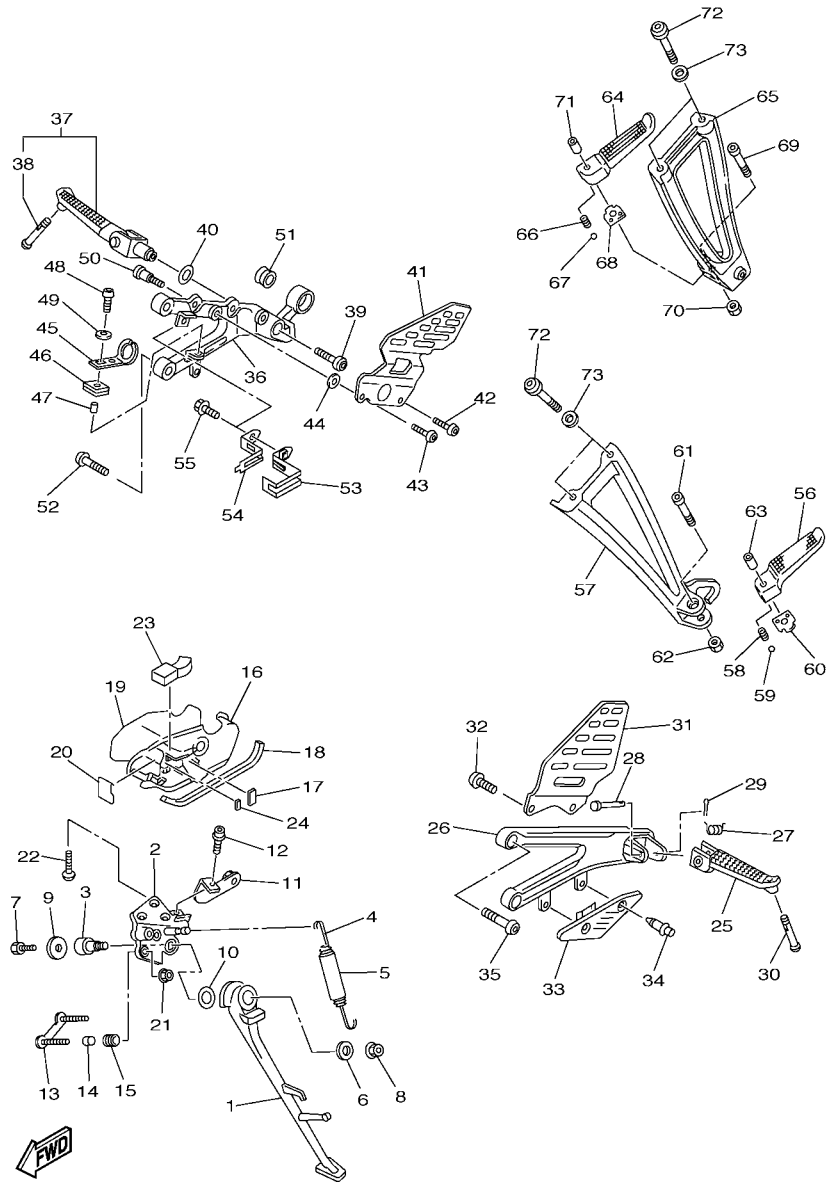
REF. NO.	PART NO.	DESCRIPTION	2CX7	2CX8	REMARKS
28	90111-06041	BOLT,HEX. SOCKET BUTTON	1	1	
29	90105-06041	BOLT, FLANGE	1	1	
30	90401-10172	BOLT, UNION	3	3	
31	90430-10005	GASKET	6	6	
-----					
-----					
-----					
-----					
-----					
-----					
-----					
-----					
-----					
-----					
-----					



13SV300-K350

FIG. 35 STAND & FOOTREST

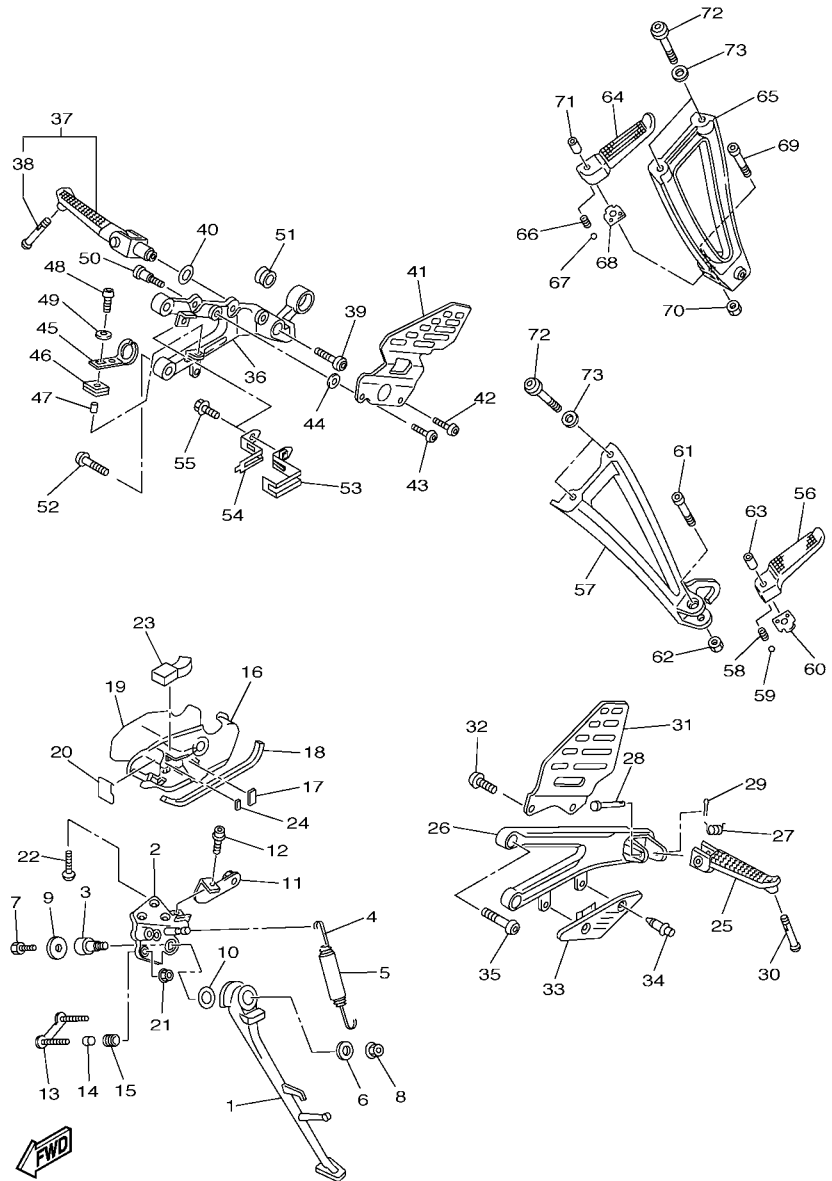
REF. NO.	PART NO.	DESCRIPTION	2CX7	2CX8	REMARKS
1	2C0-27311-10	STAND, SIDE	1	1	
2	2C0-27321-10	BRACKET, SIDE STAND	1	1	
3	2C0-27351-00	GUIDE, SIDE STAND	1	1	
4	90506-18008	SPRING, TENSION	1	1	
5	90445-19002	HOSE (L60)	1	1	
6	90201-10035	WASHER, PLATE	1	1	
7	90101-08662	BOLT	1	1	
8	95602-10200	NUT, U FLANGE	1	1	
9	90201-08050	WASHER, PLATE	1	1	
10	90201-146F9	WASHER, PLATE	1	1	
11	13S-2836F-00	BRACKET 3	1	1	
12	90105-06020	BOLT, FLANGE	1	1	
13	2C0-27263-00	BRACKET 1	1	1	
14	90387-05025	COLLAR	2	2	
15	90480-11006	GROMMET	2	2	
16	2C0-27453-00	COVER 1	1	1	
17	2C0-27414-00	DAMPER, FOOTREST	1	1	
18	2C0-27415-00	PLATE, FOOTREST	1	1	
19	2C0-28428-00	SEAL 1	1	1	
20	2C0-28429-00	SEAL 2	1	1	
21	90185-05009	NUT, SELF-LOCKING	2	2	
22	90111-08065	BOLT, HEX. SOCKET BUTTON	3	3	
23	2C0-28425-00	DAMPER 3	1	1	
24	2C0-21485-00	DAMPER, RUBBER 1	1	1	
25	5SL-27451-00	FOOTREST	1	1	
26	2C0-27442-10	BRACKET 2	1	1	
27	90508-18134	SPRING, TORSION	1	1	



13SV300-K350

FIG. 35 STAND & FOOTREST

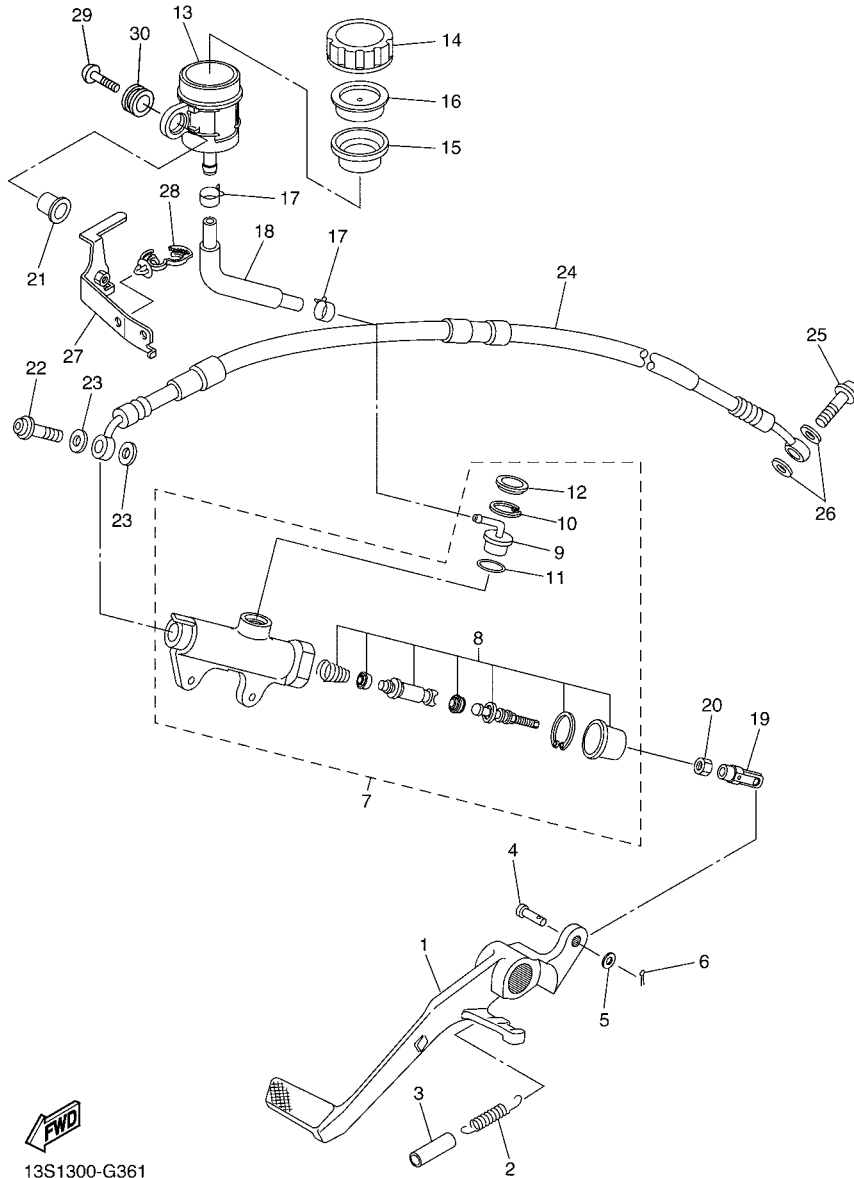
REF. NO.	PART NO.	DESCRIPTION	2CX7	2CX8	REMARKS
28	90240-08084	PIN, CLEVIS	1	1	
29	91402-25015	PIN, COTTER	1	1	
30	90109-086F8	BOLT	1	1	
31	2C0-27445-10	PLATE 1	1	1	
32	90149-06233	SCREW	2	2	
33	2C0-27491-00	PROTECTOR	1	1	
34	90269-06008	RIVET	2	2	
35	90109-085G6	BOLT	2	2	
36	2C0-27443-10	BRACKET 3	1	1	
37	2C0-27420-10	FRONT FOOTREST ASSY (RIGHT)	1	1	
38	90109-086F8	.BOLT	1	1	
39	90109-103A9	BOLT	1	1	
40	90214-13002	WASHER, CLAW	1	1	
41	13S-27446-10	PLATE 2	1	1	
42	90149-06233	SCREW	1	1	
43	90111-06067	BOLT, HEX. SOCKET BUTTON	1	1	
44	90387-06215	COLLAR	1	1	
45	13S-2144G-00	STAY, STOP SWITCH	1	1	
46	90480-12607	GROMMET	1	1	
47	90387-06023	COLLAR	1	1	
48	92017-06016	BOLT, BUTTON HEAD	1	1	
49	90201-06380	WASHER PLAIN	1	1	
50	90109-066F0	BOLT	2	2	
51	2C0-14747-00	DAMPER, MUFFLER	1	1	
52	90109-085G6	BOLT	2	2	
53	2C0-2116K-00	BRACKET 8	1	1	
54	2C0-2116L-00	BRACKET 9	1	1	



13SV300-K350

FIG. 35 STAND & FOOTREST

REF. NO.	PART NO.	DESCRIPTION	2CX7	2CX8	REMARKS
55	95024-06012	BOLT, FLG.(SMALL HEAD)	1	1	
56	5JJ-27431-10	FOOTREST, REAR 1	1	1	
57	2C0-2741L-10	BRACKET 4	1	1	
58	90501-12743	SPRING, COMPRESSION	1	1	
59	93501-04011	BALL	1	1	
60	5JJ-27437-01	WASHER, SPECIAL	1	1	
61	91312-06035	BOLT	1	1	
62	95602-06200	NUT, SELF-LOCKING	1	1	
63	90387-06697	COLLAR	1	1	
64	5JJ-27441-10	FOOTREST, REAR 2	1	1	
65	2C0-2742L-10	BRACKET 5	1	1	
66	90501-12743	SPRING, COMPRESSION	1	1	
67	93501-04011	BALL	1	1	
68	5JJ-27437-01	WASHER, SPECIAL	1	1	
69	91312-06035	BOLT	1	1	
70	95602-06200	NUT, SELF-LOCKING	1	1	
71	90387-06697	COLLAR	1	1	
72	90111-08066	BOLT,HEX. SOCKET BUTTON	4	4	
73	13S-27417-00	WASHER, FOOTREST	4	4	

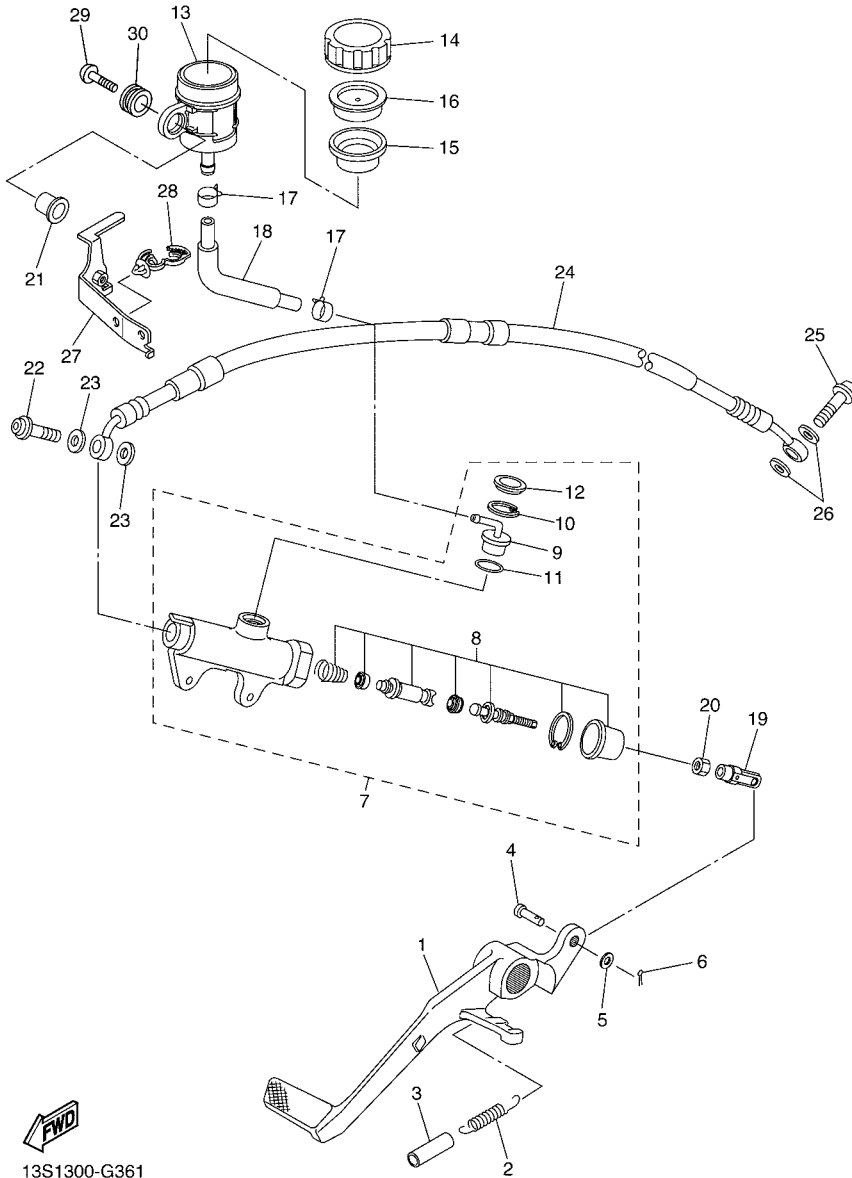


13S1300-G361

FIG. 36 REAR MASTER CYLINDER

REF. NO.	PART NO.	DESCRIPTION	2CX7	2CX8	REMARKS
1	2C0-27211-00	PEDAL, BRAKE	1	1	
2	90506-20193	SPRING, TENSION	1	1	
3	90446-15386	HOSE	1	1	
4	91702-06018	PIN, CLEVIS	1	1	
5	92907-06200	WASHER	1	1	
6	91402-16012	PIN, COTTER	1	1	
7	2C0-2583V-01	RR. MASTER CYLINDER ASSY.	1	1	
8	5XT-W0042-60	.CYLINDER KIT, MASTER	1	1	
9	4ML-2582A-50	.JOINT	1	1	
10	2VN-25866-00	.CIRCLIP	1	1	
11	93210-15620	.O-RING	1	1	
12	3FV-2589A-00	.COVER, DUST	1	1	
13	2C0-25894-00	TANK, RESERVOIR	1	1	
14	4PX-25852-00	CAP, RESERVOIR	1	1	
15	2VN-25854-00	DIAPHRAGM, RESERVOIR	1	1	
16	2VN-25855-00	BUSH, DIAPHRAGM	1	1	
17	90467-12085	CLIP	2	2	
18	2C0-25895-00	HOSE, RESERVOIR	1	1	
19	4XV-27222-01	JOINT	1	1	
20	95307-08700	NUT	1	1	
21	90387-05028	COLLAR	1	1	
22	90401-10172	BOLT, UNION	1	1	
23	90430-10005	GASKET	2	2	
24	2C0-25874-00	HOSE, BRAKE	1	1	
25	90401-10172	BOLT, UNION	1	1	
26	90430-10005	GASKET	2	2	
27	13S-21228-00	BRACKET, RESERVE TANK	1	1	

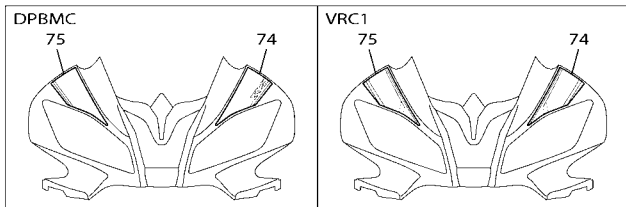
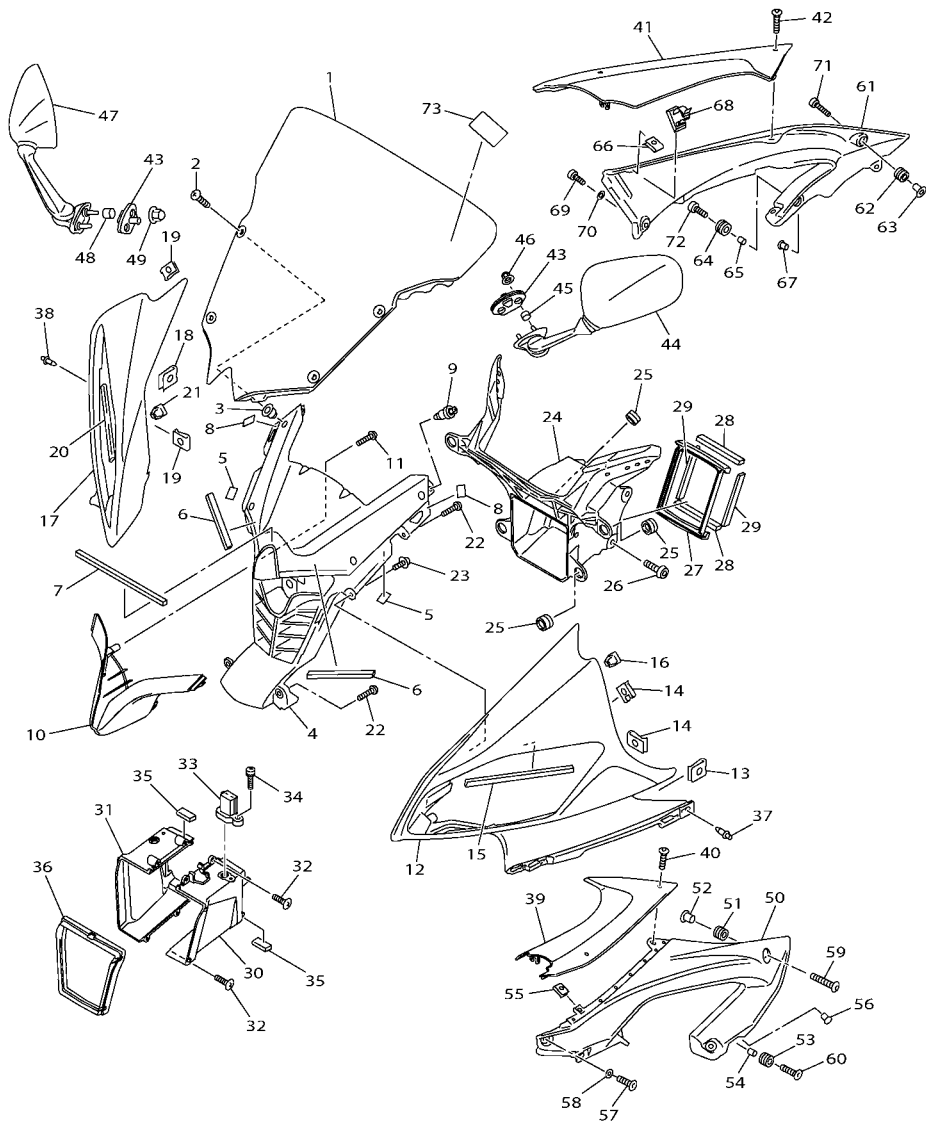




  
 13S1300-G361

**FIG. 36 REAR MASTER CYLINDER**

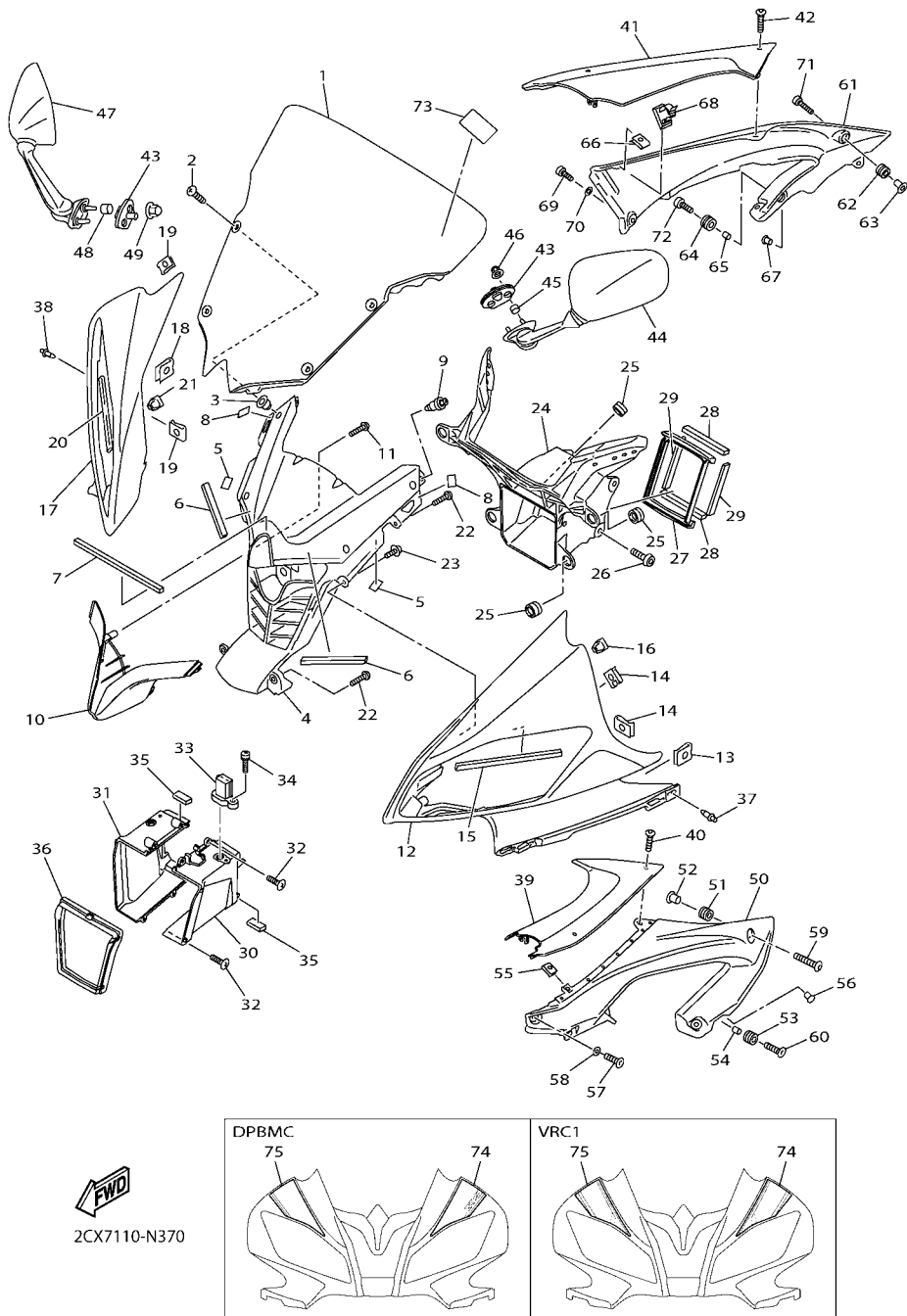
REF. NO.	PART NO.	DESCRIPTION	2CX7	2CX8			REMARKS
28	90464-13249	CLAMP	1	1			
29	90111-05026	BOLT, HEX. SOCKET BUTTON	1	1			
30	2C0-26326-00	GROMMET	1	1			



2CX7110-N370

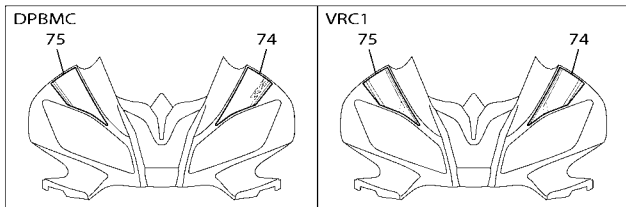
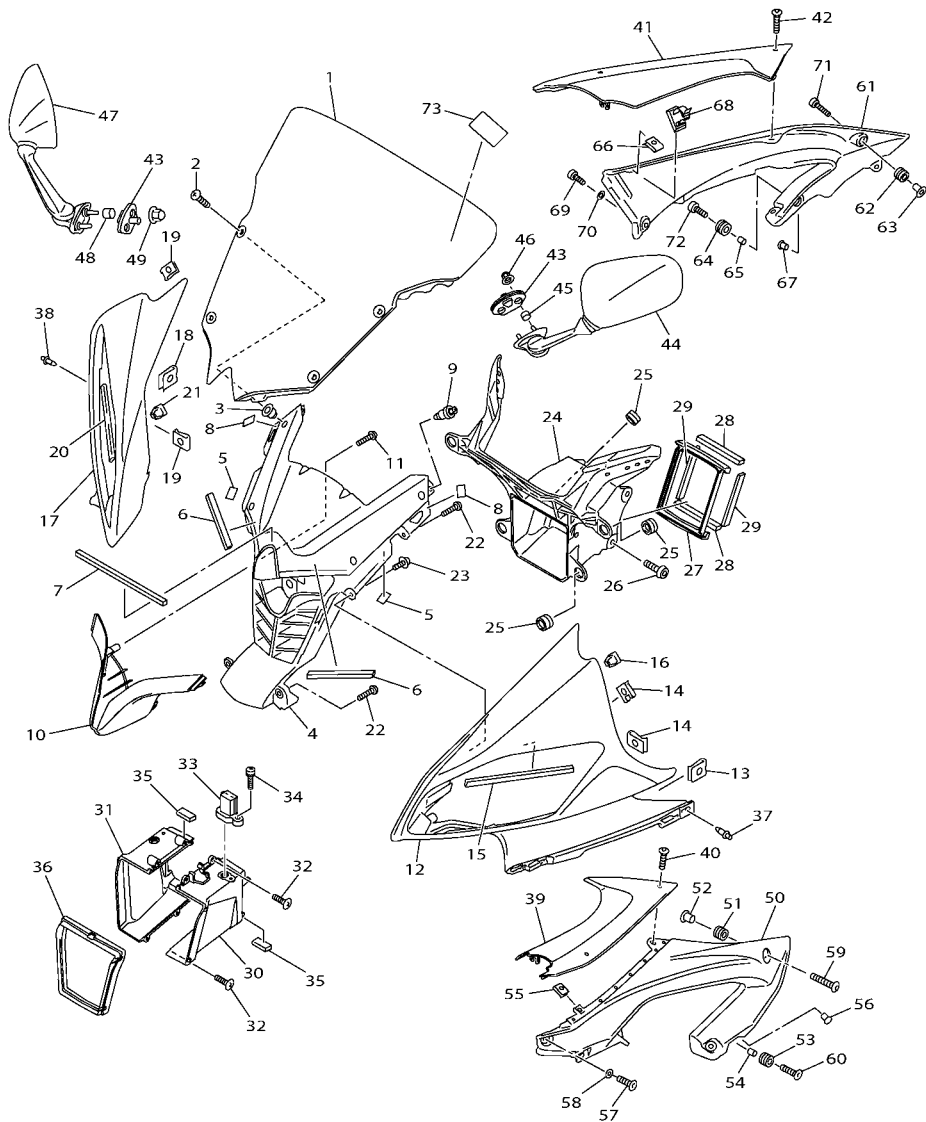
FIG. 37 COWLING 1

REF. NO.	PART NO.	DESCRIPTION	2CX7	2CX8	REMARKS
1	13S-28381-10	WINDSHIELD	1	1	
2	90150-05023	SCREW, ROUND HEAD	4	4	
3	90179-05523	NUT	4	4	
4	13S-2836K-00	PANEL, INNER 1	1	1	
5	3P6-28217-00	DAMPER 1	2	2	
6	13S-28227-00	DAMPER 2	2	2	
7	13S-28237-00	DAMPER 3	1	1	
8	13S-28371-00	DAMPER	2	2	
9	90269-06046	RIVET	2	2	
10	13S-28365-10	COVER	1	1	
11	97702-40016	SCREW, TAPPING	2	2	
12	13S-2835G-00-P1	BODY, FRONT UPPER 1	1	1	UR BWC1 FOR DPBMC
	13S-2835G-00-P6	BODY, FRONT UPPER 1	1	1	UR FOR VRC1
	13S-2835G-00-P9	BODY, FRONT UPPER 1	1	1	UR FOR MNM3
13	90183-05076	NUT, SPRING	1	1	
14	90183-05042	NUT, SPRING	2	2	
15	2C0-28455-00	DAMPER, 4	1	1	
16	90480-01605	GROMMET	1	1	
17	13S-2835H-00-P1	BODY, FRONT UPPER 2	1	1	UR BWC1 FOR DPBMC
	13S-2835H-00-P6	BODY, FRONT UPPER 2	1	1	UR FOR VRC1
	13S-2835H-00-P9	BODY, FRONT UPPER 2	1	1	UR FOR MNM3
18	90183-05076	NUT, SPRING	1	1	
19	90183-05042	NUT, SPRING	2	2	
20	2C0-28455-00	DAMPER, 4	1	1	
21	90480-01605	GROMMET	1	1	
22	97707-50016	SCREW, TRUSS HEAD TAPPING	4	4	
23	97707-40012	SCREW, TAPPING	2	2	



**FIG. 37 COWLING 1**

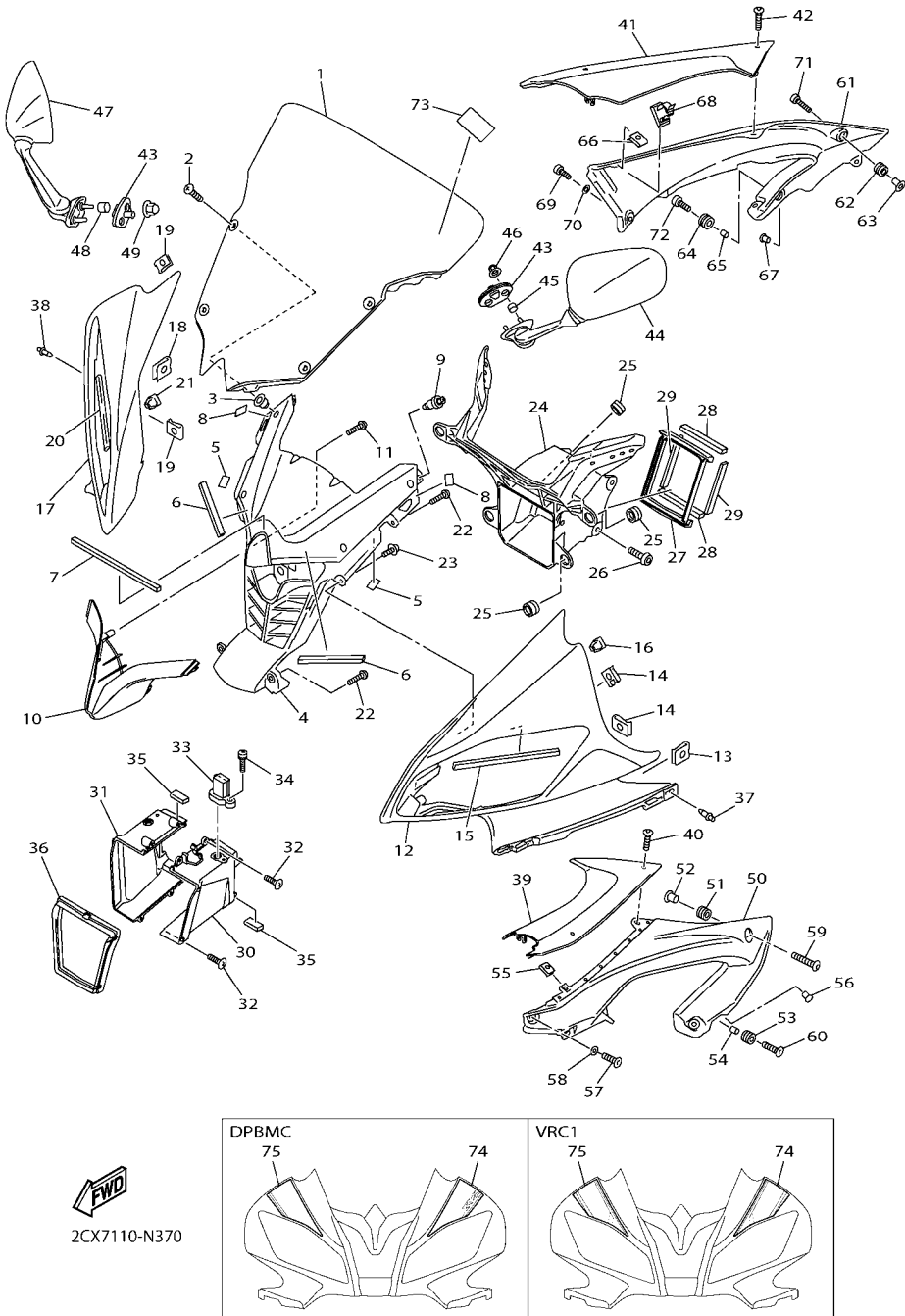
REF. NO.	PART NO.	DESCRIPTION	2CX7	2CX8	REMARKS
24	13S-28356-00	STAY 1	1	1	
25	4XV-83513-00	DAMPER	7	7	
26	90111-06116	BOLT,HEX. SOCKET BUTTON	4	4	
27	2C0-28342-01	JOINT	1	1	
28	2C0-28217-00	DAMPER 1	2	2	
29	2C0-28227-00	DAMPER 2	2	2	
30	13S-2838R-00	DUCT 2	1	1	
31	13S-2838T-00	DUCT 3	1	1	
32	97702-40016	SCREW, TAPPING	4	4	
33	8FP-85886-00	SENSOR, AIR TEMPERATURE	1	1	
34	97702-50116	SCREW, TAPPING	1	1	
35	51Y-21639-00	DAMPER 2	4	4	
36	2C0-28371-00	DAMPER	1	1	
37	90269-06008	RIVET	1	1	
38	90269-06008	RIVET	1	1	
39	13S-2837L-00	PANEL, CONSOLE 1	1	1	
40	90111-05021	BOLT,HEX. SOCKET BUTTON	2	2	
41	13S-2837M-00	PANEL, CONSOLE 2	1	1	
42	90111-05021	BOLT,HEX. SOCKET BUTTON	2	2	
43	13S-26298-00	PLATE, MIRROR FITTING 1	2	2	
44	13S-26280-10	REAR VIEW MIRROR ASSY (LEFT)	1	1	
45	90387-064T3	COLLAR	2	2	
46	90176-06008	NUT, CROWN	2	2	
47	13S-26290-10	REAR VIEW MIRROR ASSY (RIGHT)	1	1	
48	90387-064T3	COLLAR	2	2	
49	90176-06008	NUT, CROWN	2	2	
50	13S-2117V-00-P1	COVER 7	1	1	UR BWC1 FOR DPBMC



2CX7110-N370

FIG. 37 COWLING 1

REF. NO.	PART NO.	DESCRIPTION	2CX7	2CX8	REMARKS
50	13S-2117V-00-P6	COVER 7	1	1	UR FOR VRC1
	13S-2117V-00-P9	COVER 7	1	1	UR FOR MNM3
51	90480-12613	GROMMET	1	1	
52	90387-067K8	COLLAR	1	1	
53	90480-14003	GROMMET	1	1	
54	90387-06260	COLLAR	1	1	
55	90183-05076	NUT, SPRING	1	1	
56	90338-06134	PLUG	1	1	
57	90110-05201	BOLT, HEXAGON SOCKET HEAD	1	1	
58	90202-05180	WASHER, PLATE	1	1	
59	90111-06063	BOLT,HEX. SOCKET BUTTON	1	1	
60	90111-06040	BOLT,HEX. SOCKET BUTTON	1	1	
61	13S-2117W-00-P1	COVER 8	1	1	UR BWC1 FOR DPBMC
	13S-2117W-00-P6	COVER 8	1	1	UR FOR VRC1
	13S-2117W-00-P9	COVER 8	1	1	UR FOR MNM3
62	90480-12613	GROMMET	1	1	
63	90387-067K8	COLLAR	1	1	
64	90480-14003	GROMMET	1	1	
65	90387-06260	COLLAR	1	1	
66	90183-05076	NUT, SPRING	1	1	
67	90338-06134	PLUG	1	1	
68	90464-20014	CLAMP	1	1	
69	90110-05201	BOLT, HEXAGON SOCKET HEAD	1	1	
70	90202-05180	WASHER, PLATE	1	1	
71	90111-06063	BOLT,HEX. SOCKET BUTTON	1	1	
72	90111-06040	BOLT,HEX. SOCKET BUTTON	1	1	
73	4B5-2815K-00	LABEL, NOTICE WINDSHIELD 1	1	1	

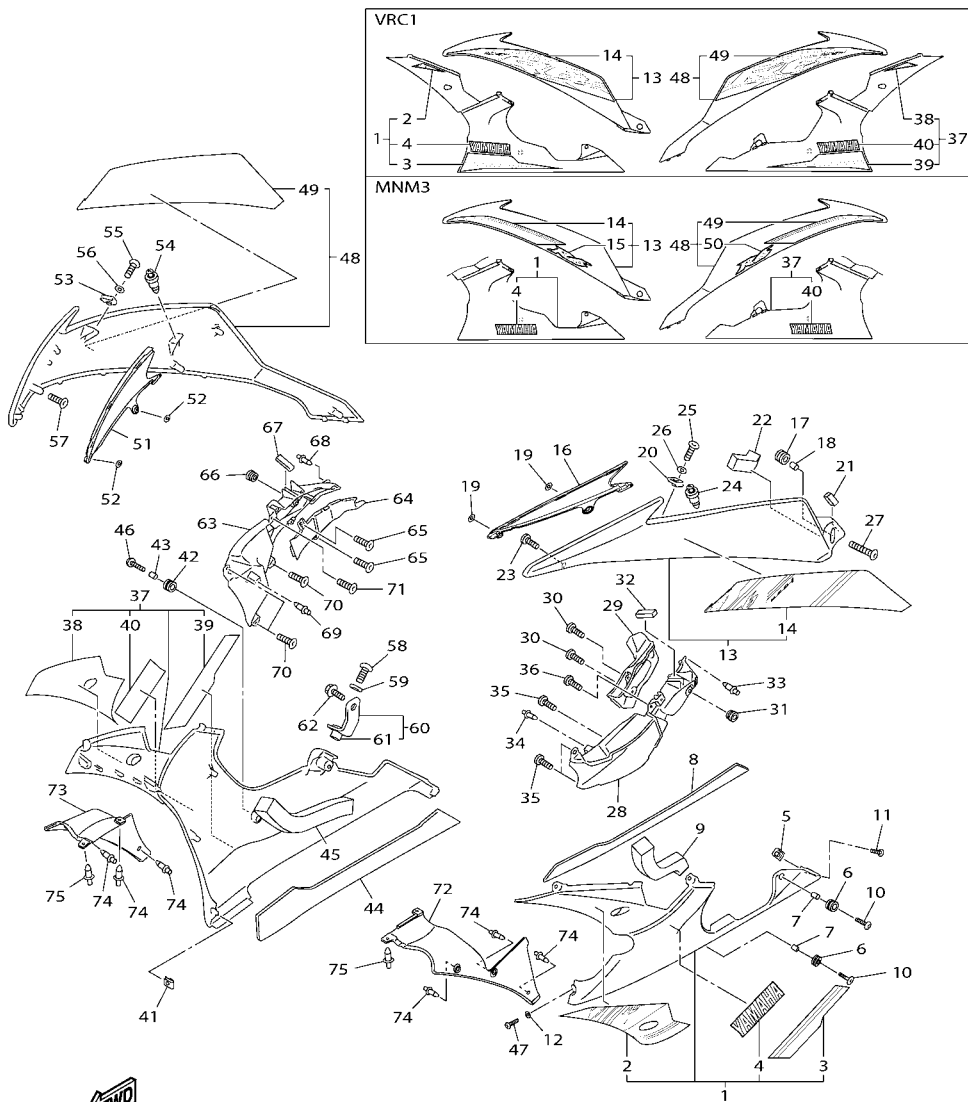


2CX7110-N370

**FIG. 37 COWLING 1**

REF. NO.	PART NO.	DESCRIPTION			REMARKS
			2CX7	2CX8	
74	2CX-2832K-10	GRAPHIC, 12	1	1	UR FOR DPBMC
	2CX-2832K-20	GRAPHIC, 12	1	1	UR FOR VRC1
75	2CX-2832L-10	GRAPHIC, 13	1	1	UR FOR DPBMC
	2CX-2832L-20	GRAPHIC, 13	1	1	UR FOR VRC1
-----					
-----					
-----					
-----					
-----					
-----					
-----					

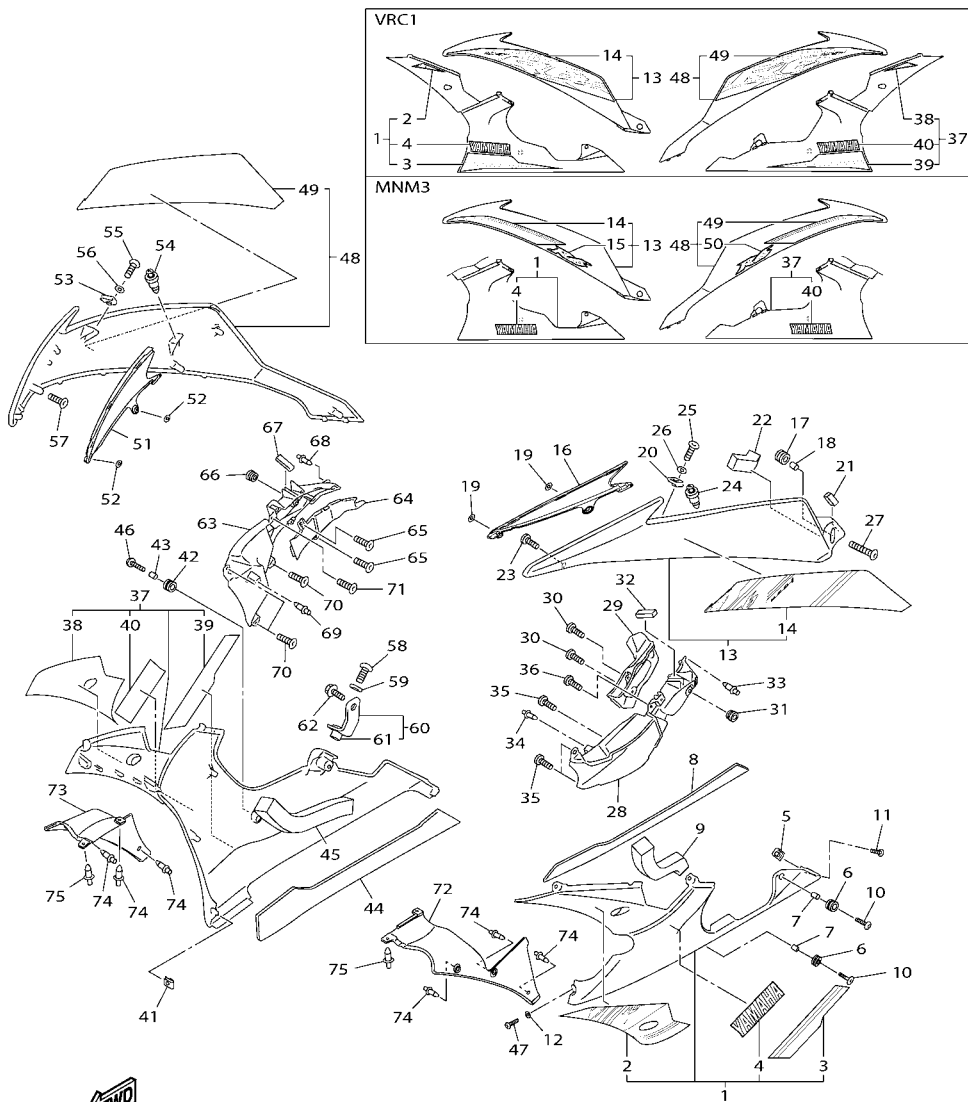
FIG. 38 COWLING 2



2CX7110-N380

REF. NO.	PART NO.	DESCRIPTION	2CX7	2CX8	REMARKS
1	13S-W2838-M0-P4	UNDER COVER COMP. 1	1	1	UR FOR DPBMC
	13S-W2838-N0-P1	UNDER COVER COMP. 1	1	1	UR SMX FOR VRC1
	13S-W2838-E0-P0	UNDER COVER COMP. 1	1	1	UR MBL2 FOR MNM3
2	2CX-283A1-00	.GRAPHIC, UNDER COVER 1	1	1	UR FOR DPBMC
	2CX-283A1-10	.GRAPHIC, UNDER COVER 1	1	1	UR FOR VRC1
3	2CX-283A3-00	.GRAPHIC, UNDER COVER 3	1	1	UR FOR DPBMC
	2CX-283A3-10	.GRAPHIC, UNDER COVER 3	1	1	UR FOR VRC1
4	99241-00200	.EMBLEM, YAMAHA	1	1	UR FOR DPBMC
	99241-00200	.EMBLEM, YAMAHA	1	1	UR FOR VRC1
	99247-00240	.EMBLEM, YAMAHA	1	1	UR FOR MNM3
5	90183-05076	NUT, SPRING	1	1	
6	90480-14003	GROMMET	2	2	
7	90387-06260	COLLAR	2	2	
8	13S-2838G-00	SEAT 1	1	1	
9	90520-50002	DAMPER, PLATE	1	1	
10	90111-06040	BOLT, HEX. SOCKET BUTTON	2	2	
11	90110-05201	BOLT, HEXAGON SOCKET HEAD	1	1	
12	90202-05180	WASHER, PLATE	1	1	
13	13S-W283U-L0-P0	PANEL ASSY 1	1	1	UR FOR DPBMC
	13S-W283U-J0-P1	PANEL ASSY 1	1	1	UR FOR VRC1
	13S-W283U-K0-PA	PANEL ASSY 1	1	1	UR FOR MNM3
14	2CX-28391-10	.GRAPHIC 1	1	1	UR FOR DPBMC
	2CX-28391-20	.GRAPHIC 1	1	1	UR FOR VRC1
	2CX-28391-30	.GRAPHIC 1	1	1	UR FOR MNM3
15	1JS-2839B-11	.EMBLEM 3D	1	1	FOR MNM3
16	13S-28219-00	COVER 1	1	1	
17	90480-14003	GROMMET	1	1	

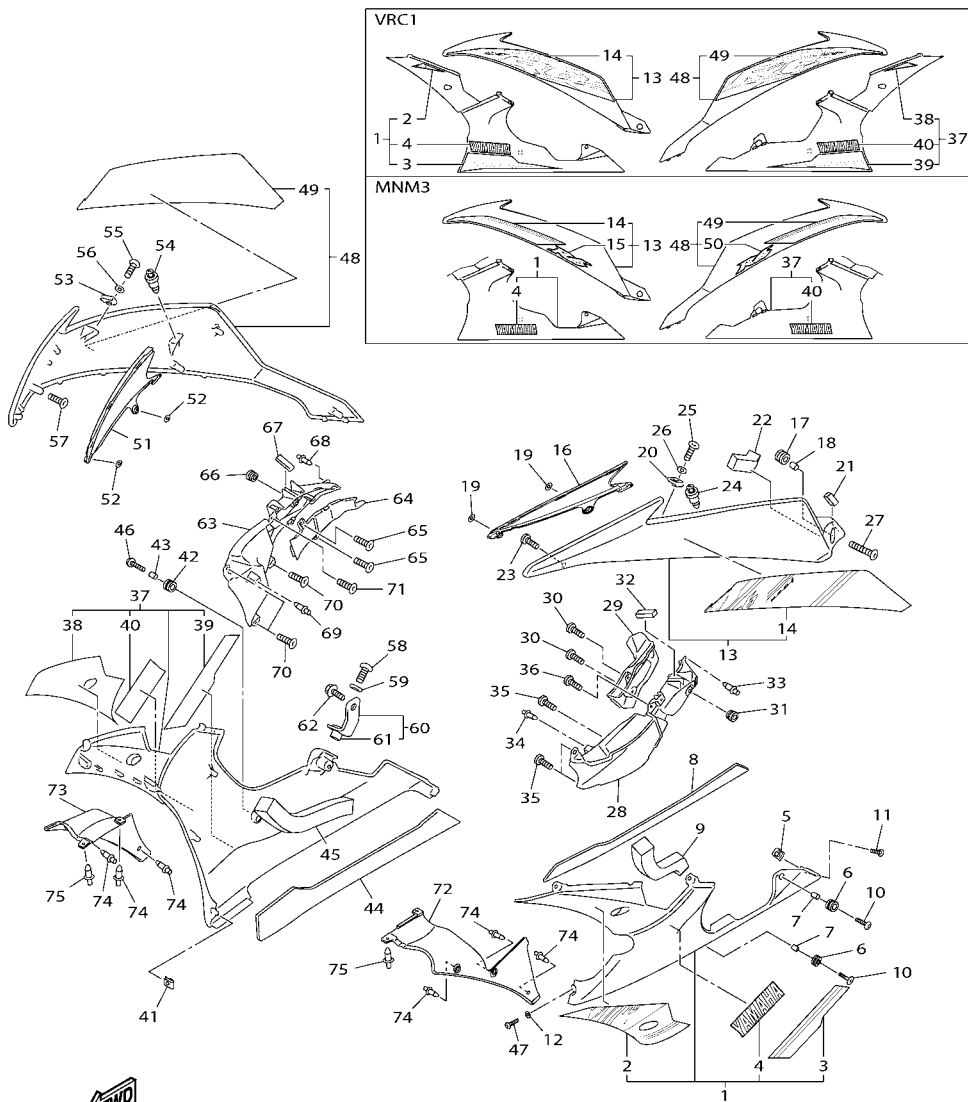
FIG. 38 COWLING 2



2CX7110-N380

REF. NO.	PART NO.	DESCRIPTION	2CX7	2CX8	REMARKS
18	90387-06260	COLLAR	1	1	
19	90183-05M02	NUT, SPRING	2	2	
20	90183-05076	NUT, SPRING	1	1	
21	13S-28415-00	DAMPER 1	1	1	
22	90520-50001	DAMPER, PLATE	1	1	
23	97707-50016	SCREW, TRUSS HEAD TAPPING	1	1	
24	90269-07007	RIVET	1	1	
25	90110-05201	BOLT, HEXAGON SOCKET HEAD	1	1	
26	90202-05180	WASHER, PLATE	1	1	
27	90111-06040	BOLT, HEX. SOCKET BUTTON	1	1	
28	13S-2137U-00	GUIDE, AIR 1	1	1	
29	13S-2137K-00	GUIDE, AIR 3	1	1	
30	97702-50016	SCREW, TAPPING	2	2	
31	90480-01558	GROMMET	1	1	
32	13S-28217-00	DAMPER 1	1	1	
33	90269-06008	RIVET	1	1	
34	90269-06081	RIVET	1	1	
35	97707-50016	SCREW, TRUSS HEAD TAPPING	3	3	
36	97702-50020	SCREW, TAPPING	1	1	
37	13S-W2839-M0-P4	UNDER COVER COMP. 2	1	1	UR FOR DPBMC
	13S-W2839-N0-P1	UNDER COVER COMP. 2	1	1	UR SMX FOR VRC1
	13S-W2839-E0-P0	UNDER COVER COMP. 2	1	1	UR MBL2 FOR MNM3
38	2CX-283A2-00	.GRAPHIC, UNDER COVER 2	1	1	UR FOR DPBMC
	2CX-283A2-10	.GRAPHIC, UNDER COVER 2	1	1	UR FOR VRC1
39	2CX-283A4-00	.GRAPHIC, UNDER COVER 4	1	1	UR FOR DPBMC
	2CX-283A4-10	.GRAPHIC, UNDER COVER 4	1	1	UR FOR VRC1
40	99241-00200	.EMBLEM, YAMAHA	1	1	UR FOR DPBMC

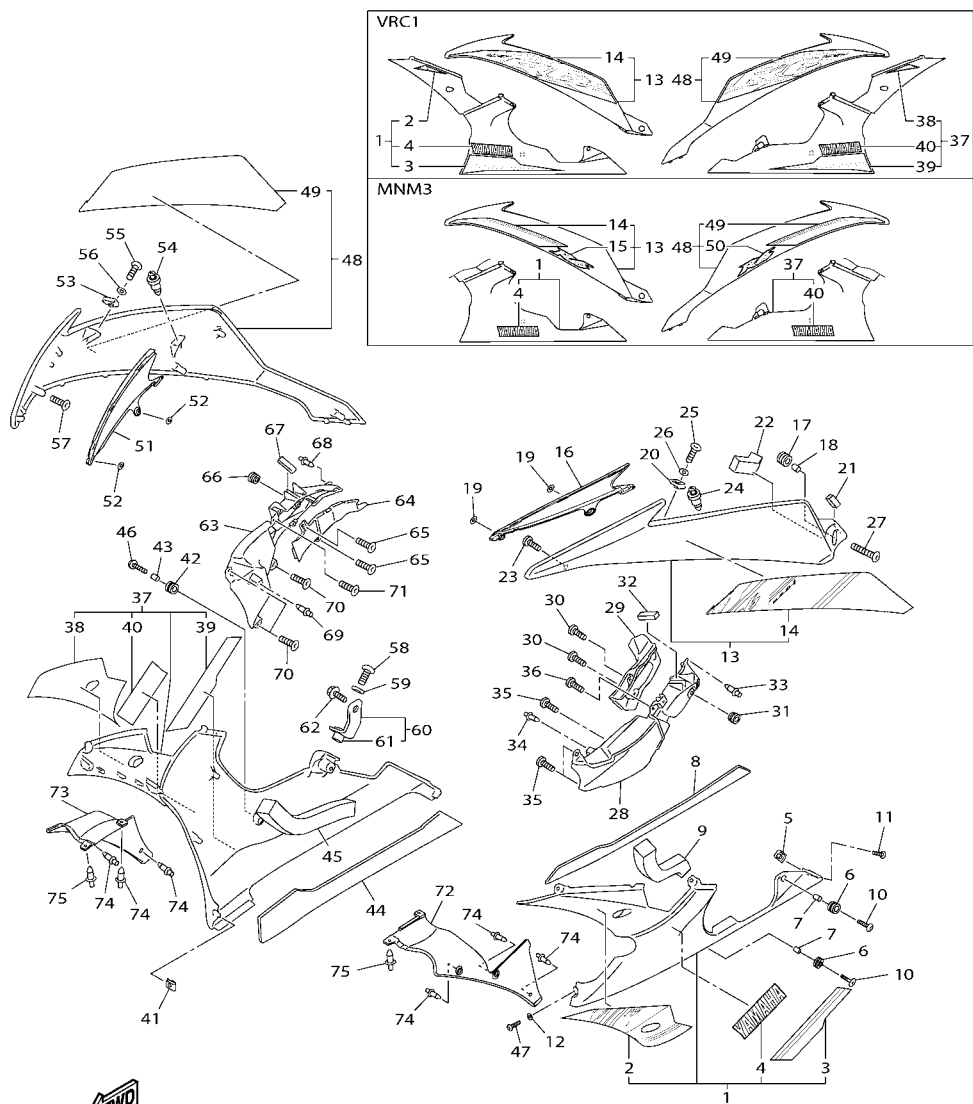
FIG. 38 COWLING 2



2CX7110-N380

REF. NO.	PART NO.	DESCRIPTION	2CX7	2CX8	REMARKS
40	99241-00200	.EMBLEM, YAMAHA	1	1	UR FOR VRC1
	99247-00240	.EMBLEM, YAMAHA	1	1	UR FOR MNM3
41	90183-05076	NUT, SPRING	1	1	
42	90480-14003	GROMMET	1	1	
43	90387-06260	COLLAR	1	1	
44	13S-2848K-00	SEAT 2	1	1	
45	13S-2847R-00	DAMPER 10	1	1	
46	90111-06040	BOLT,HEX. SOCKET BUTTON	1	1	
47	90110-05201	BOLT, HEXAGON SOCKET HEAD	1	1	
48	13S-W283V-L0-P0	PANEL ASSY 2	1	1	UR FOR DPBMC
	13S-W283V-J0-P1	PANEL ASSY 2	1	1	UR FOR VRC1
	13S-W283V-K0-PA	PANEL ASSY 2	1	1	UR FOR MNM3
49	2CX-28392-10	.GRAPHIC 2	1	1	UR FOR DPBMC
	2CX-28392-20	.GRAPHIC 2	1	1	UR FOR VRC1
	2CX-28392-30	.GRAPHIC 2	1	1	UR FOR MNM3
50	1JS-2839B-11	.EMBLEM 3D	1	1	FOR MNM3
51	13S-28229-00	COVER 2	1	1	
52	90183-05M02	NUT, SPRING	2	2	
53	90183-05076	NUT, SPRING	1	1	
54	90269-07007	RIVET	1	1	
55	90110-05201	BOLT, HEXAGON SOCKET HEAD	1	1	
56	90202-05180	WASHER, PLATE	1	1	
57	97707-50016	SCREW, TRUSS HEAD TAPPING	2	2	
58	90109-06207	BOLT	1	1	
59	90202-10024	WASHER, PLATE	1	1	
60	13S-2836G-00	BRACKET 4	1	1	
61	90179-06059	.NUT	1	1	



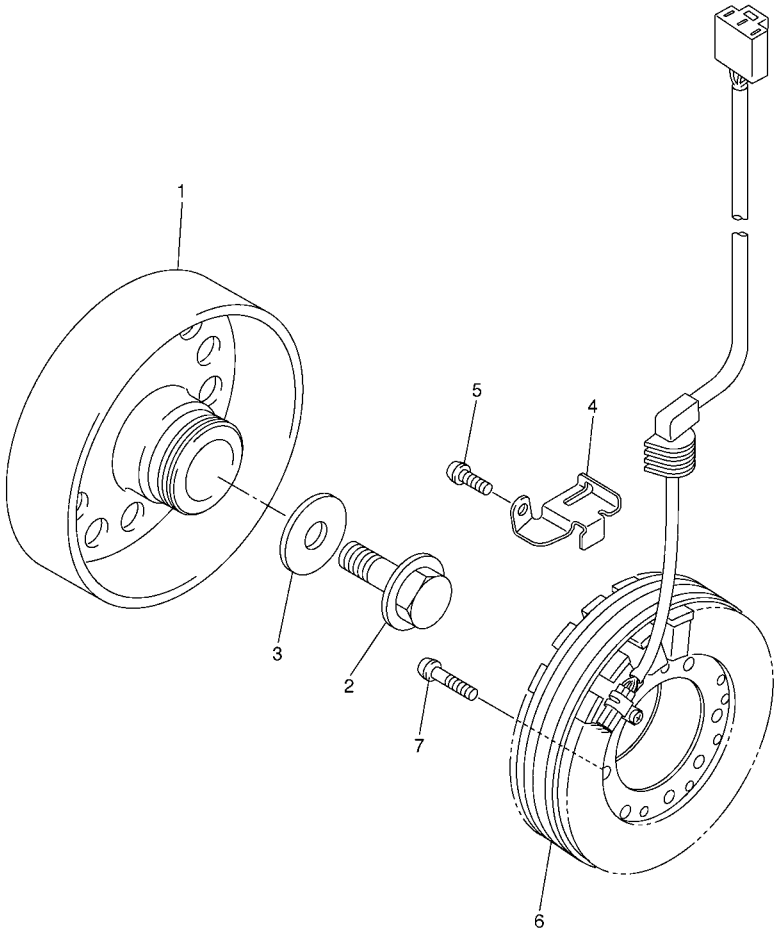


2CX7110-N380

FIG. 38 COWLING 2

REF. NO.	PART NO.	DESCRIPTION	2CX7	2CX8	REMARKS
62	90105-06020	BOLT, FLANGE	1	1	
63	13S-2137V-00	GUIDE, AIR 2	1	1	
64	13S-2137L-00	GUIDE, AIR 4	1	1	
65	97702-50016	SCREW, TAPPING	2	2	
66	90480-01558	GROMMET	1	1	
67	13S-28217-00	DAMPER 1	1	1	
68	90269-06008	RIVET	1	1	
69	90269-06081	RIVET	1	1	
70	97707-50016	SCREW, TRUSS HEAD TAPPING	3	3	
71	97702-50020	SCREW, TAPPING	1	1	
72	13S-2836L-00	PANEL, INNER 2	1	1	
73	13S-2836M-00	PANEL, INNER 3	1	1	
74	90269-06008	RIVET	6	6	
75	90269-06002	RIVET	2	2	

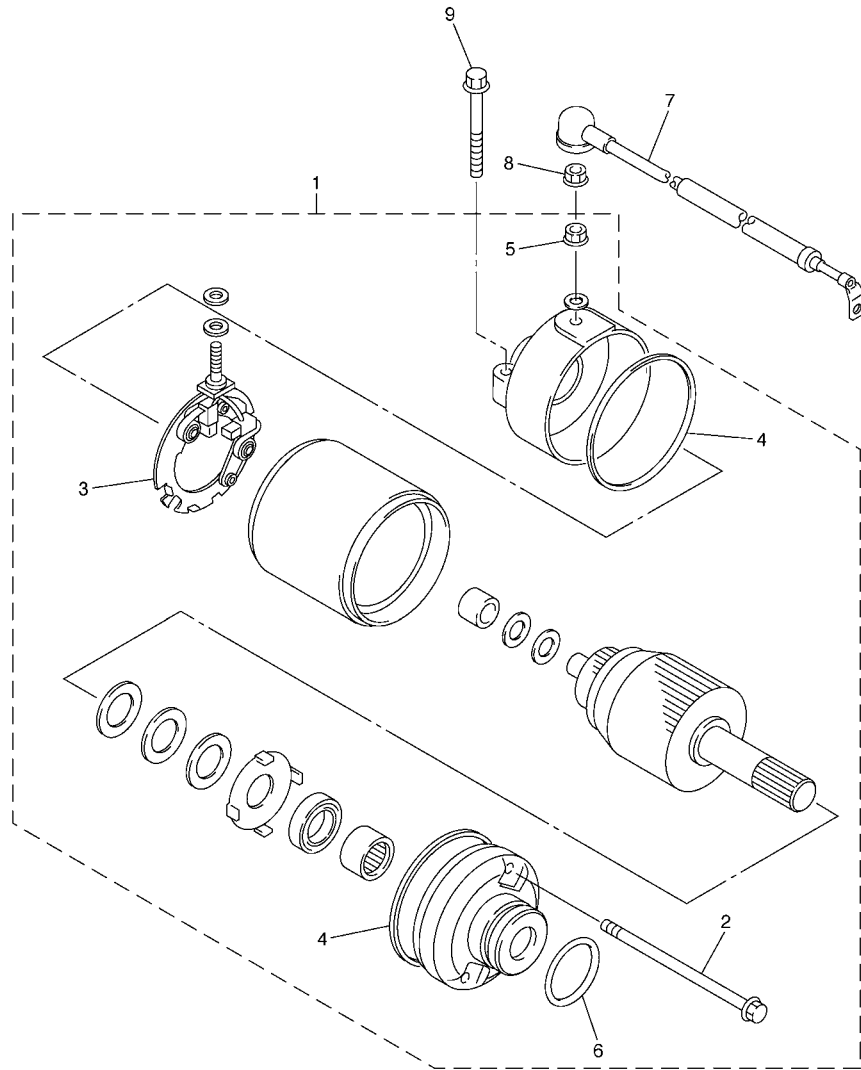
**FIG. 39 GENERATOR**



REF. NO.	PART NO.	DESCRIPTION	2CX7	2CX8				REMARKS
1	2C0-81450-00	ROTOR ASSY	1	1				
2	90105-126A8	BOLT, FLANGE	1	1				
3	90201-12008	WASHER, PLATE	1	1				
4	2C0-15484-00	CLAMP 2	1	1				
5	90149-06082	SCREW	1	1				
6	2C0-81410-00	STATOR ASSY	1	1				
7	90149-06080	SCREW	3	3				



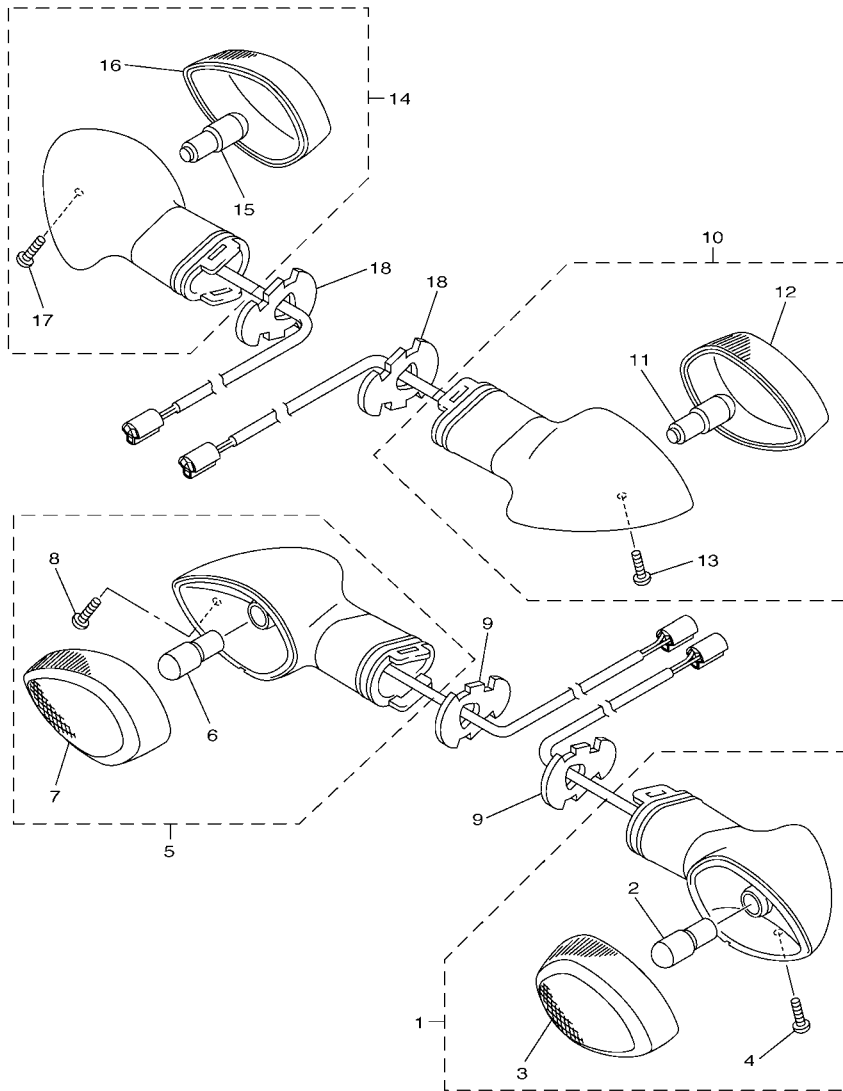
2C01300-E390



**FIG. 40 STARTING MOTOR**

REF. NO.	PART NO.	DESCRIPTION			REMARKS
			2CX7	2CX8	
1	2C0-81890-00	MOTOR ASSY	1	1	
2	4WP-81826-00	.BOLT	2	2	
3	4WP-81801-00	.BRUSH SET	1	1	
4	4WP-81844-00	.GASKET	2	2	
5	4XV-8182A-00	.NUT	1	1	
6	1FK-81847-00	.O-RING	1	1	
7	2C0-81815-00	CORD, STARTER MOTOR	1	1	
8	4XV-8182A-00	NUT	1	1	
9	90105-06083	BOLT, FLANGE	2	2	

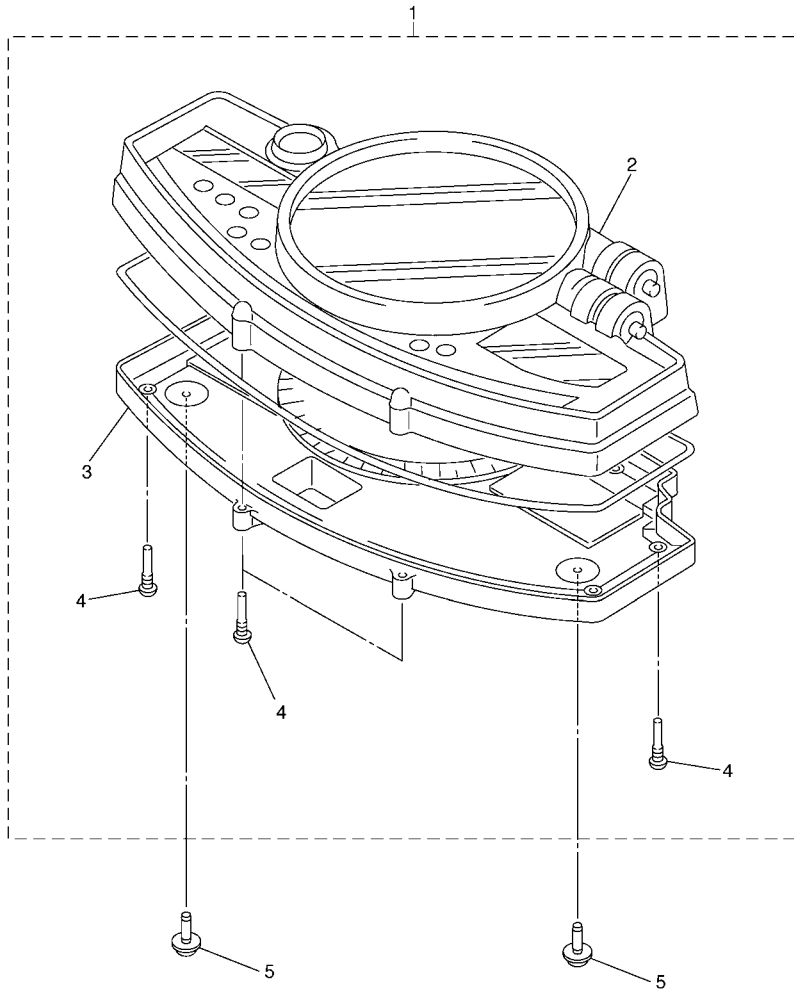
FWD  
2C01300-E400



1JS1110-K410

FIG. 41 FLASHER LIGHT

REF. NO.	PART NO.	DESCRIPTION	2CX7	2CX8	REMARKS
1	5PW-83310-10	FRONT FLASHER LIGHT ASSY 1	1	1	
2	5GJ-83331-00	.BULB, FLASHER(12V-21/5W T20)	1	1	
3	5PW-8333A-10	.LENS COMP 1	1	1	
4	97706-04012	.SCREW, TAPPING	1	1	
5	5PW-83320-10	FRONT FLASHER LIGHT ASSY 2	1	1	
6	5GJ-83331-00	.BULB, FLASHER(12V-21/5W T20)	1	1	
7	5PW-8334A-10	.LENS COMP 2	1	1	
8	97706-04012	.SCREW, TAPPING	1	1	
9	3D7-83318-10	STAY, FLASHER 1	2	2	
10	14B-83330-10	REAR FLASHER LIGHT ASSY 1	1	1	
11	5PW-83331-00	.BULB (12V-21/5W T20)	1	1	
12	5PW-8334A-10	.LENS COMP 2	1	1	
13	97707-04012	.SCREW, TAPPING	1	1	
14	14B-83340-10	REAR FLASHER LIGHT ASSY 2	1	1	
15	5PW-83331-00	.BULB (12V-21/5W T20)	1	1	
16	5PW-8333A-10	.LENS COMP 1	1	1	
17	97707-04012	.SCREW, TAPPING	1	1	
18	3D7-83318-10	STAY, FLASHER 1	2	2	

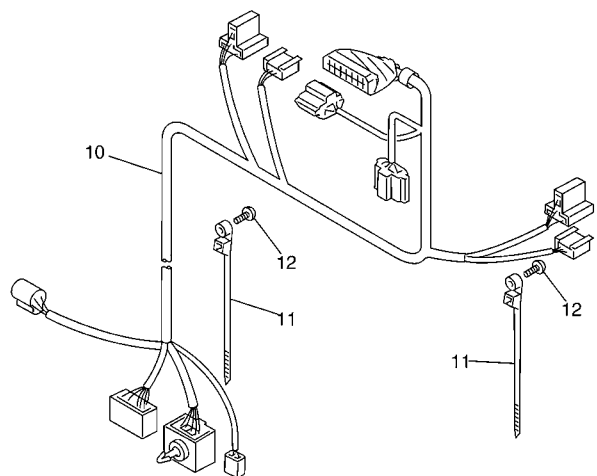
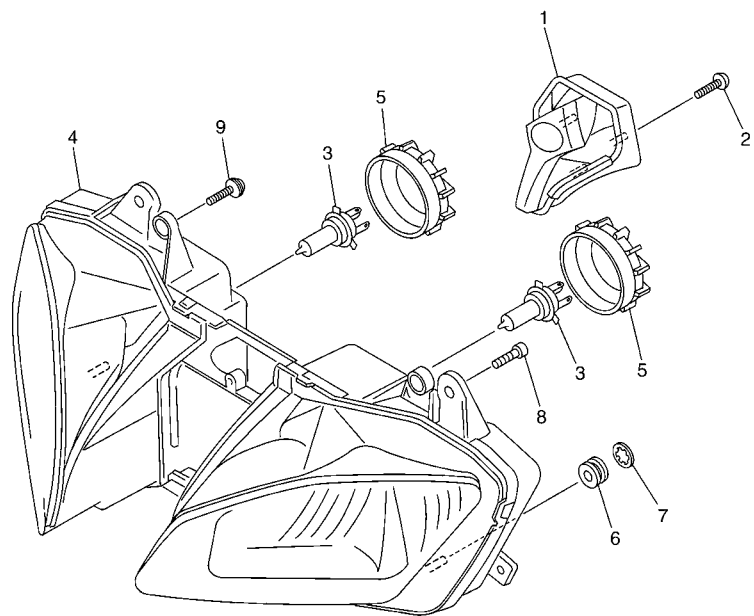


2C0B300-F420

FIG. 42 METER

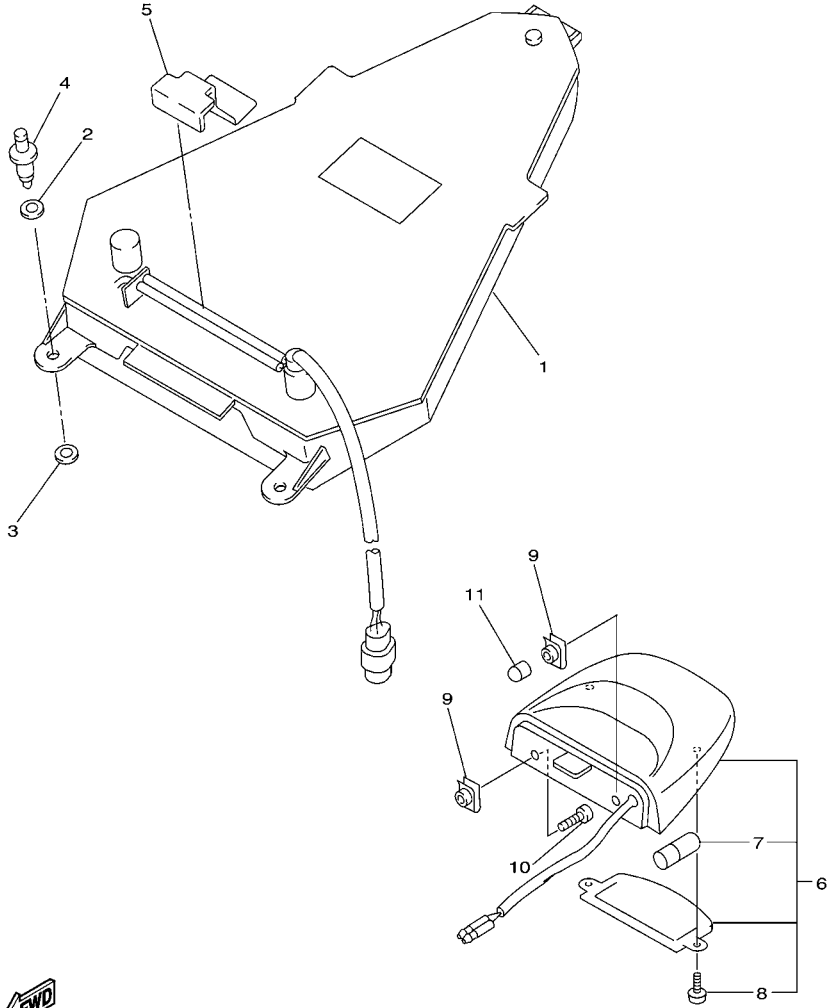
REF. NO.	PART NO.	DESCRIPTION	2CX7	2CX8			REMARKS
1	13S-83500-21	METER ASSY (MPH)	1	1			
2	5VY-8353E-00	.CASE, METER UPPER	1	1			
3	5VY-83572-02	.CASE, SPEEDOMETER LOWER	1	1			
4	5PW-8352S-00	.SCREW, PANEL FITTING	11	11			
5	90164-05001	SCREW, TAPPING	3	3			

**FIG. 43 HEADLIGHT**



13S7110-G431

REF. NO.	PART NO.	DESCRIPTION			REMARKS
			2CX7	2CX8	
1	13S-84301-10	PILOT LIGHT ASSY 1	1	1	
2	97702-40016	SCREW, TAPPING	3	3	
3	4SV-84314-00	BULB (12V-55W)	2	2	(H7)HALOGEN
4	13S-84303-00	HEADLIGHT UNIT ASSY	1	1	
5	5SL-84397-00	COVER, SOCKET	2	2	
6	90480-08264	GROMMET	2	2	
7	90209-03274	WASHER	2	2	
8	97707-50016	SCREW, TRUSS HEAD TAPPING	5	5	
9	90160-05006	SCREW, ROUND TAPPING	4	4	
10	13S-84359-40	CORD, HEADLIGHT	1	1	
11	90464-47001	CLAMP	2	2	
12	97707-50016	SCREW, TRUSS HEAD TAPPING	2	2	
-----					
-----					
-----					
-----					



13S1300-G440

FIG. 44 TAILLIGHT

REF. NO.	PART NO.	DESCRIPTION	2CX7	2CX8				REMARKS
1	13S-84710-10	TAILLIGHT UNIT ASSY	1	1				
2	5SL-84753-00	DAMPER	2	2				
3	13S-2173M-00	SEAL 3	2	2				
4	90269-06001	RIVET	2	2				
5	2C0-2163F-00	COVER, REAR FENDER 3	1	1				
6	5VX-84745-01	LICENCE LIGHT UNIT ASSY	1	1				
7	4HC-84744-00	.BULB (12V-5W)	1	1				
8	97706-04012	.SCREW, TAPPING	2	2				
9	90183-05061	NUT, SPRING	2	2				
10	98902-05014	SCREW, BIND	2	2				
11	5VX-13569-01	PLUG, BLIND	1	1				

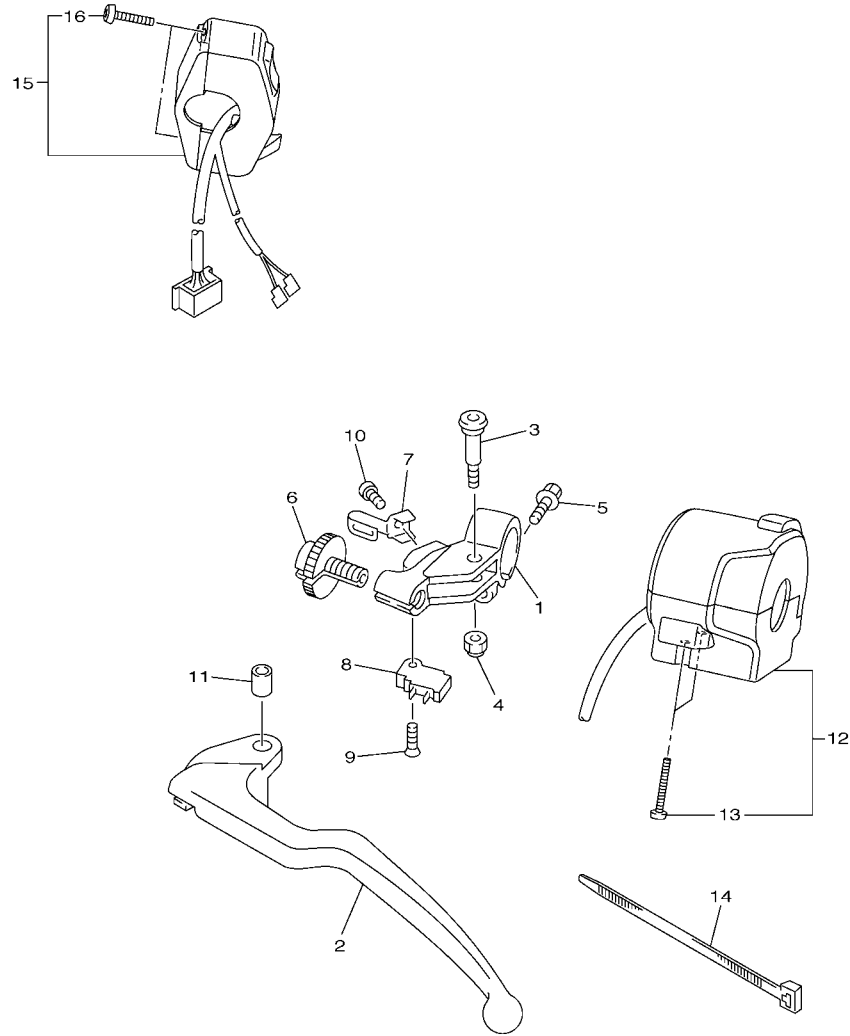


FIG. 45 HANDLE SWITCH & LEVER

REF. NO.	PART NO.	DESCRIPTION	2CX7	2CX8	REMARKS
1	4XV-82911-10	HOLDER, LEVER 1	1	1	
2	5EB-83912-03	LEVER 1	1	1	
3	2C0-83945-00	BOLT, LEVER	1	1	
4	95607-06200	NUT, SELF U-FLANGE	1	1	
5	95027-06020	BOLT, FLANGE	1	1	
6	5LV-83951-00	BOLT, CABLE ADJUSTING	1	1	
7	4XV-83929-00	PLATE, SPRING	1	1	
8	4XV-82917-01	SWITCH	1	1	
9	98707-03016	SCREW, FLAT HEAD	1	1	
10	98507-04010	SCREW, PAN HEAD	1	1	
11	5JJ-83913-00	COLLAR, LEVER 1	1	1	
12	13S-83973-00	SWITCH, HANDLE 3	1	1	
13	98507-05035	.SCREW, PAN HEAD	2	2	
14	3MA-82591-00	BAND	1	1	
15	13S-83975-00	SWITCH, HANDLE 2	1	1	
16	98507-05022	.SCREW, PAN HEAD	2	2	

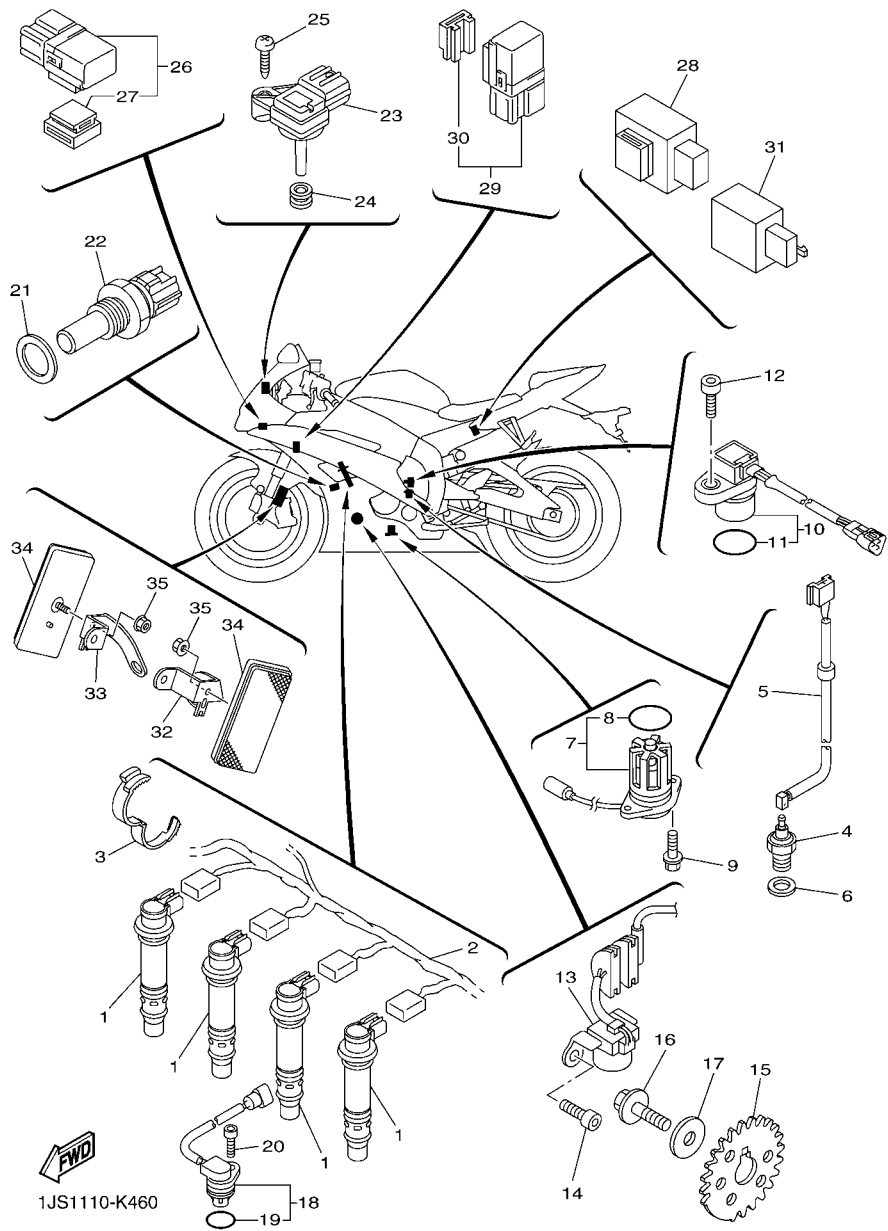


1JS1110-K450



FIG. 46 ELECTRICAL 1

REF. NO.	PART NO.	DESCRIPTION	2CX7	2CX8	REMARKS
1	13S-82310-00	IGNITION COIL ASSY	4	4	
2	2C0-82309-00	WIRE, SUB LEAD	1	1	
3	90464-28003	CLAMP	1	1	
4	3GB-82540-01	NEUTRAL SWITCH ASSY	1	1	
5	2C0-82541-00	WIRE, LEAD	1	1	
6	90430-10148	GASKET	1	1	
7	5VX-85720-01	OIL LEVEL GAUGE ASSY	1	1	
8	5VY-8A8E0-00	.O-RING	1	1	
9	95022-06016	BOLT, FLANGE	2	2	
10	4WM-83755-02	SENSOR, SPEED	1	1	
11	4D9-81168-00	.O-RING	1	1	
12	91312-06016	BOLT	1	1	
13	2C0-81670-00	PICK-UP ASSY	1	1	
14	90110-06168	BOLT, HEXAGON SOCKET HEAD	2	2	
15	2C0-81673-01	ROTOR	1	1	
16	90105-08113	BOLT, FLANGE	1	1	
17	90201-08054	WASHER, PLATE	1	1	
18	5VY-85896-01	SENSOR, CAM POSITION	1	1	
19	4D9-81168-00	.O-RING	1	1	
20	90110-06175	BOLT, HEXAGON SOCKET HEAD	1	1	
21	90201-12790	WASHER, PLATE	1	1	
22	8CC-85790-01	THERMOSENSOR ASSY	1	1	
23	2C0-82380-00	SENSOR, PRESSURE	1	1	
24	90480-08006	GROMMET	1	1	
25	97702-50120	SCREW, TAPPING	1	1	
26	1ST-81950-00	RELAY ASSY (1ST-00)	2	2	
27	5JJ-81952-00	.HOLDER, RELAY	1	1	



**FIG. 46 ELECTRICAL 1**

REF. NO.	PART NO.	DESCRIPTION	2CX7	2CX8	REMARKS
28	5VK-81950-40	RELAY ASSY (5VK-40)	1	1	
29	1TP-81950-00	RELAY ASSY (1TP-00)	1	1	
30	5EA-81952-00	.HOLDER, RELAY	1	1	
31	4MY-83350-01	FLASHER RELAY ASSY	1	1	
32	13S-85112-00	BRACKET, REFLECTOR 1	1	1	
33	13S-85122-00	BRACKET, REFLECTOR 2	1	1	
34	11H-85110-01	REFLECTOR ASSY	2	2	
35	95702-05500	NUT, FLANGE	2	2	

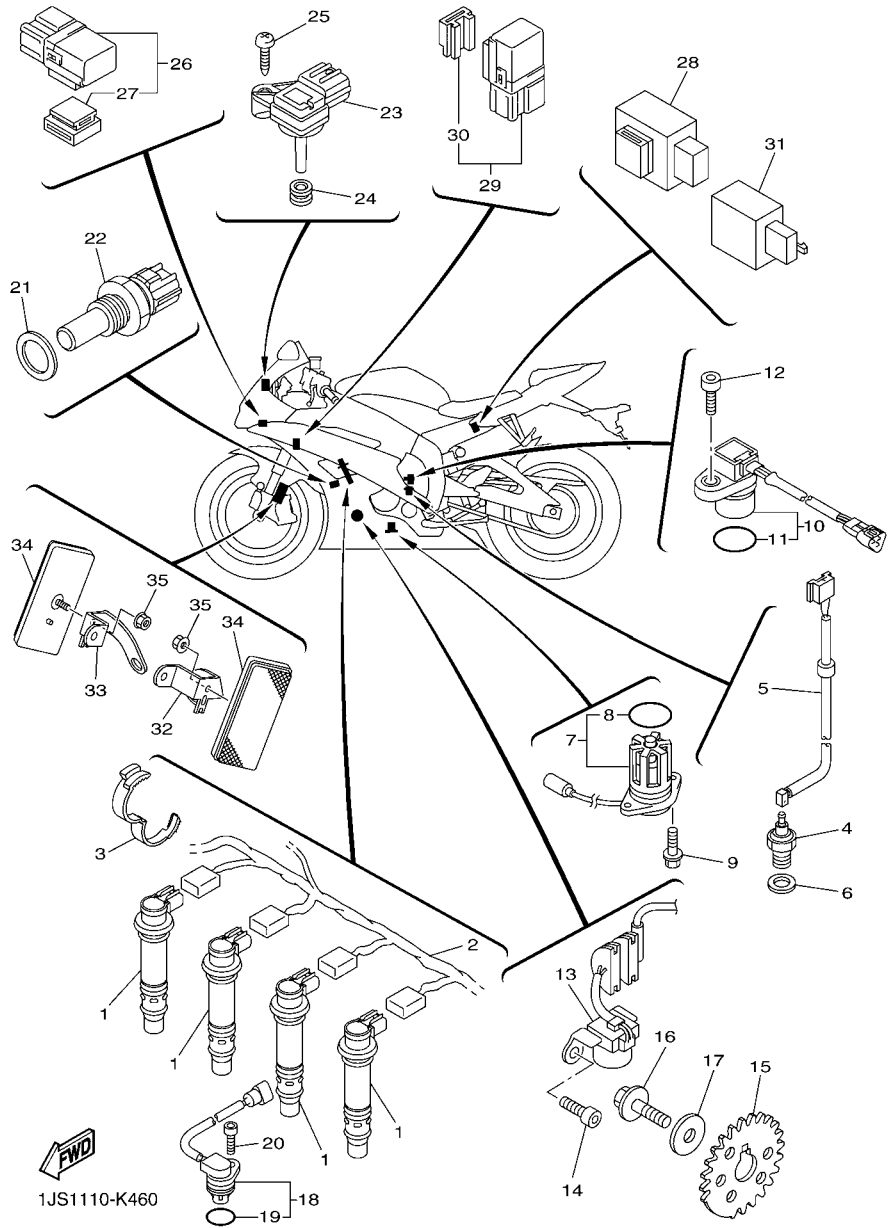


FIG. 47 ELECTRICAL 2

REF. NO.	PART NO.	DESCRIPTION	2CX7	2CX8	REMARKS
1	2C0-81940-00	STARTER RELAY ASSY (RC19-054)	1	1	
2	36Y-82151-00	.FUSE (15A-BL)	2	2	
3	5SL-82119-10	COVER, LEAD WIRE	1	1	
4	95022-06008	BOLT, FLANGE	2	2	
5	5VY-82100-00	BATTERY ASSY (YUASA YTZ10S)	1	1	
6	13S-82590-10	WIRE HARNESS ASSY	1	1	
7	5JJ-82151-10	.FUSE (15A-BL)	5	5	
8	5JJ-82151-00	.FUSE (7.5A-BL)	3	3	
9	5JJ-82151-30	.FUSE (10A-BL)	2	2	
10	5JW-82151-10	.FUSE (50A)	1	1	
11	5PS-82576-01	SENSOR, LEAN ANGLE	1	1	
12	91317-04025	BOLT	2	2	
13	90201-042E0	WASHER, PLATE	2	2	
14	4XY-81960-00	RECTIFIER & REGULATOR ASSY	1	1	
15	92012-06025	BOLT, BUTTON HEAD	2	2	
16	90465-15011	CLAMP	2	2	
17	90464-32060	CLAMP	2	2	
18	90464-16061	CLAMP	4	4	
19	90464-12036	CLAMP	2	2	
20	4TH-83371-00	HORN	1	1	
21	95812-06012	BOLT, FLANGE	1	1	
22	13S-23377-00	BRACKET, HORN	1	1	
23	95822-06020	BOLT, FLANGE	2	2	
24	13S-82566-70	SWITCH, SIDE STAND	1	1	
25	92012-05025	BOLT, BUTTON HEAD	2	2	
26	95602-05200	NUT, SELF-LOCKING	2	2	
27	2C0-27961-00	BRACKET, SENSOR 1	1	1	

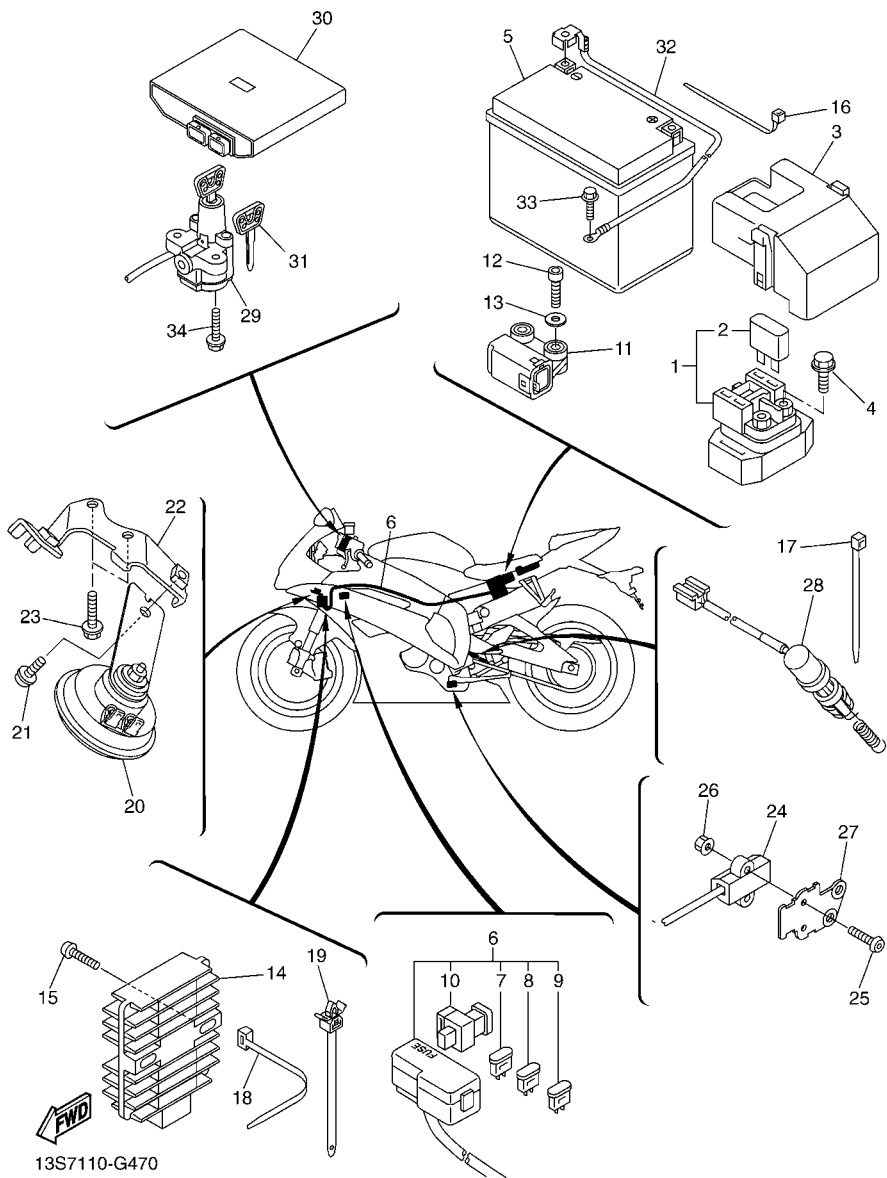
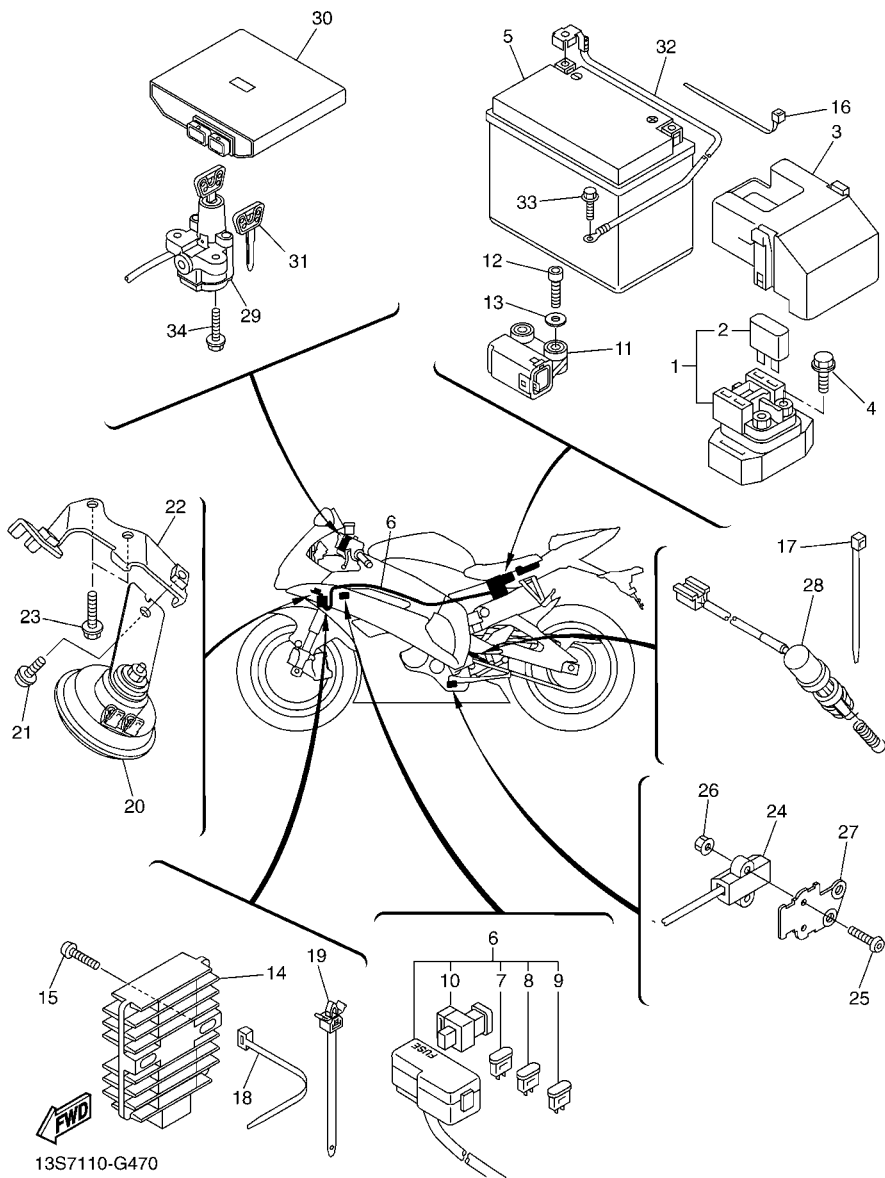


FIG. 47 ELECTRICAL 2

REF. NO.	PART NO.	DESCRIPTION			REMARKS
			2CX7	2CX8	
28	13S-82530-00	STOP SWITCH ASSY	1	1	AP
29	2C0-82501-10	MAIN SWITCH STEERING LOCK	1	1	
30	13S-8591A-H0	ENGINE CONTROL UNIT ASSY	1	1	
31	4BH-82511-09	BLANK KEY	1	1	
32	2C0-82116-00	WIRE, MINUS LEAD	1	1	
33	91380-06012	BOLT	1	1	
34	90109-08195	BOLT	2	2	
-----					
-----					
-----					
-----					
-----					
-----					
-----					
-----					
-----					
-----					









NUMERICAL INDEX

PART NO.	REF. NO.	PART NO.	REF. NO.	PART NO.	REF. NO.	PART NO.	REF. NO.	PART NO.	REF. NO.	PART NO.	REF. NO.
90110-05047	9 - 21	90111-06063	37 - 71	90183-04039	21 - 11	90201-146F9	35 - 10	90269-07010	20 - 18	90387-07391	6 - 17
90110-05112	27 - 23	90111-06064	9 - 26	90183-05042	37 - 14	90201-177G4	19 - 8		21 - 15	90387-08021	12 - 27
90110-05201	37 - 57	90111-06067	35 - 43		37 - 19	90201-20023	17 - 34		21 - 36	90387-1012B	23 - 33
	37 - 69	90111-06071	12 - 11	90183-05061	44 - 9	90201-20278	17 - 37	90269-07076	22 - 11	90387-126Y1	23 - 11
	38 - 11		27 - 21	90183-05074	27 - 42	90201-22014	23 - 42	90338-05010	33 - 24	90387-127W0	23 - 7
	38 - 25	90111-06091	27 - 73	90183-05076	20 - 31	90201-25020	31 - 22	90338-06018	21 - 12	90387-21003	17 - 7
	38 - 47	90111-06099	12 - 10		20 - 37	90201-281U8	25 - 7		21 - 30	90387-21004	17 - 30
	38 - 55	90111-06104	21 - 43		22 - 3	90201-33014	23 - 43		27 - 54	90387-22016	29 - 11
90110-06060	14 - 24	90111-06116	37 - 26		37 - 13	90202-05180	22 - 10		27 - 63	90387-25015	17 - 24
90110-06094	1 - 14	90111-08065	35 - 22		37 - 18		37 - 58	90338-06134	37 - 56	90387-25016	17 - 18
90110-06106	4 - 8	90111-08066	35 - 72		37 - 55		37 - 70		37 - 67	90387-25024	16 - 21
90110-06140	5 - 13	90116-10025	13 - 10		37 - 66		38 - 12	90338-15004	20 - 9	90387-250R3	17 - 2
90110-06161	7 - 14	90116-10026	13 - 11		38 - 5		38 - 26	90340-14132	8 - 10	90387-28011	17 - 19
	7 - 17	90116-10485	31 - 16		38 - 20		38 - 56	90340-18002	1 - 5	90401-10172	34 - 30
	13 - 7	90119-06262	27 - 15		38 - 41	90202-10024	38 - 59	90340-32004	14 - 20		36 - 22
90110-06163	28 - 8	90119-08083	13 - 12		38 - 53	90202-30235	25 - 5	90387-05025	35 - 14		36 - 25
90110-06168	46 - 14	90119-08084	13 - 13	90183-050A0	34 - 26	90206-12074	19 - 26	90387-05028	36 - 21	90401-20008	8 - 6
90110-06175	1 - 24	90149-06043	30 - 2	90183-05M02	38 - 19	90208-25002	16 - 3	90387-05035	27 - 55	90413-08012	10 - 30
	27 - 77	90149-06080	39 - 7		38 - 52	90209-03274	43 - 7		27 - 64	90430-06014	5 - 5
	46 - 20	90149-06082	13 - 9	90183-06069	6 - 58	90209-21332	17 - 4	90387-06022	23 - 28	90430-08119	1 - 8
90110-06182	18 - 11		13 - 21	90185-05009	35 - 21	90209-21351	17 - 10	90387-06023	35 - 47	90430-08143	14 - 14
90110-06200	23 - 22		39 - 5	90185-10009	31 - 17	90209-22352	17 - 9	90387-06048	20 - 30	90430-09002	9 - 29
90110-06258	28 - 3	90149-06233	35 - 32	90185-12011	23 - 15	90209-25011	17 - 21		20 - 36	90430-10005	34 - 31
90110-06387	8 - 13		35 - 42		23 - 36	90214-13002	35 - 40		25 - 13		36 - 23
	13 - 24	90149-08009	32 - 2	90185-22009	23 - 41	90214-25003	17 - 27	90387-06055	27 - 19		36 - 26
	14 - 4	90150-05023	37 - 2	90185-24008	31 - 21	90214-25004	17 - 26	90387-06057	21 - 4	90430-10148	46 - 6
	14 - 17	90151-06024	17 - 15	90201-042E0	47 - 13	90240-08084	35 - 28		34 - 25	90445-11065	27 - 71
90110-06388	14 - 10	90154-05012	27 - 28	90201-06057	21 - 67	90269-06001	21 - 29	90387-06143	27 - 10	90445-19002	35 - 5
90110-06389	14 - 11	90159-05035	9 - 23	90201-06071	6 - 28		22 - 19	90387-0614M	6 - 18	90446-15386	36 - 3
90110-06396	14 - 16	90159-06011	21 - 64	90201-06380	35 - 49		44 - 4		6 - 27	90450-22017	6 - 43
90110-08099	12 - 25	90159-06024	16 - 15	90201-06M31	12 - 23	90269-06002	38 - 75	90387-06215	35 - 44	90450-32001	5 - 21
90111-05003	22 - 9	90160-05006	43 - 9	90201-08050	35 - 9	90269-06008	22 - 12	90387-06222	27 - 41	90450-35001	5 - 17
90111-05021	37 - 40	90164-05001	42 - 5	90201-08054	46 - 17		35 - 34	90387-06260	37 - 54		6 - 6
	37 - 42	90170-08358	19 - 23	90201-08452	33 - 6		37 - 37		37 - 65		6 - 8
90111-05025	34 - 27	90170-28419	25 - 6		33 - 14		37 - 38		38 - 7		6 - 35
90111-05026	36 - 29	90176-06008	37 - 46	90201-08784	19 - 29		38 - 33		38 - 18		6 - 38
90111-06019	19 - 27		37 - 49	90201-087G2	12 - 26		38 - 68		38 - 43		6 - 39
90111-06030	21 - 5	90176-10075	1 - 13	90201-10013	1 - 10		38 - 74	90387-062L2	27 - 75	90450-38003	5 - 20
	27 - 39	90179-05523	27 - 47		1 - 12	90269-06046	37 - 9	90387-062X0	23 - 19	90450-56007	9 - 4
90111-06038	23 - 30		37 - 3	90201-10021	31 - 18	90269-06081	38 - 34	90387-063E6	12 - 21	90464-04001	33 - 21
90111-06040	37 - 60	90179-06010	21 - 40	90201-10029	16 - 31		38 - 69	90387-064T3	37 - 45	90464-09M31	27 - 35
	37 - 72	90179-06059	38 - 61	90201-10035	35 - 6	90269-06083	6 - 62		37 - 48	90464-10M38	6 - 56
	38 - 10	90179-07001	2 - 4	90201-113K2	7 - 6	90269-07001	25 - 14	90387-06681	6 - 47	90464-12036	47 - 19
	38 - 27	90179-08410	12 - 13	90201-12008	39 - 3	90269-07007	6 - 31	90387-06697	35 - 63	90464-13073	21 - 37
	38 - 46	90179-10006	1 - 11	90201-12013	19 - 25		23 - 21		35 - 71	90464-13185	21 - 13
90111-06041	34 - 28	90179-12004	20 - 8	90201-12575	19 - 13		38 - 24	90387-066Y6	27 - 9	90464-13249	36 - 28
90111-06043	21 - 2	90179-20011	17 - 35	90201-12790	46 - 21		38 - 54	90387-067K8	37 - 52	90464-14228	21 - 58
90111-06063	37 - 59	90179-30691	25 - 3	90201-127E1	19 - 10	90269-07008	23 - 18		37 - 63	90464-15157	33 - 16



NUMERICAL INDEX

PART NO.	REF. NO.	PART NO.	REF. NO.	PART NO.	REF. NO.	PART NO.	REF. NO.	PART NO.	REF. NO.	PART NO.	REF. NO.
90464-15195	33 - 17	90480-11005	6 - 19	91380-06012	47 - 33	93306-20531	31 - 13	95602-06100	21 - 68	97707-50016	38 - 35
90464-16005	10 - 32	90480-11006	35 - 15	91402-16012	36 - 6	93306-20562	17 - 13	95602-06200	35 - 62		38 - 57
90464-16011	23 - 24	90480-12314	27 - 40	91402-25015	35 - 29	93310-340N8	16 - 22		35 - 70		38 - 70
90464-16012	23 - 23	90480-12607	35 - 46	91492-12010	10 - 12	93315-21570	16 - 25	95602-10200	23 - 34		43 - 8
	23 - 29	90480-12613	37 - 51	91702-06018	36 - 4	93315-31758	23 - 9		24 - 3		43 - 12
90464-16061	47 - 18		37 - 62	91808-16023	1 - 6	93315-31759	23 - 8		35 - 8	98507-04010	45 - 10
90464-20014	37 - 68	90480-13018	27 - 74	91808-17032	7 - 7	93317-11096	16 - 24	95602-14200	24 - 5	98507-05012	10 - 15
90464-28003	46 - 3	90480-14003	21 - 3	92012-05025	47 - 25	93317-11295	19 - 11	95604-08200	31 - 24	98507-05022	45 - 16
90464-32060	47 - 17		37 - 53	92012-06016	23 - 17	93317-330A0	23 - 3	95607-06200	45 - 4	98507-05035	45 - 13
90464-47001	43 - 11		37 - 64	92012-06020	9 - 34	93317-330A1	23 - 4	95612-08625	1 - 9	98507-06012	10 - 17
90465-08395	14 - 18		38 - 6	92012-06025	47 - 15	93317-43580	31 - 4	95702-05500	21 - 61	98707-03016	45 - 9
90465-10040	8 - 16		38 - 17	92014-08014	14 - 13	93399-99932	25 - 1		46 - 35	98902-05008	27 - 56
90465-13M11	21 - 51		38 - 42	92017-06016	35 - 48	93399-99957	26 - 37	95702-06500	21 - 6		27 - 65
90465-15011	47 - 16	90480-14005	12 - 20	92902-12600	23 - 14	93420-61M07	31 - 5	95802-06014	6 - 55	98902-05014	27 - 48
90467-08003	6 - 52	90480-15363	6 - 16		23 - 31	93440-25186	17 - 5		6 - 59		44 - 10
	6 - 54	90501-080A2	18 - 8	92907-06200	36 - 5	93440-28184	17 - 22	95802-06020	20 - 32	98902-05020	9 - 36
90467-09006	27 - 36	90501-12743	35 - 58	92907-08600	16 - 28	93440-52014	17 - 36		20 - 38	99001-07600	16 - 29
	27 - 36		35 - 66	93101-10090	5 - 4	93450-16159	2 - 10	95807-06035	6 - 25	99002-10600	19 - 14
	27 - 68	90501-220A2	16 - 14	93102-12106	19 - 12	93501-04011	35 - 59	95812-06012	47 - 21	99009-10400	5 - 2
90467-100A1	10 - 29	90506-18008	35 - 4	93102-15212	16 - 26		35 - 67	95812-06030	7 - 8		16 - 32
90467-10M04	6 - 53	90506-20193	36 - 2	93102-35017	17 - 32	93603-09106	7 - 4		13 - 19	99009-17400	19 - 9
90467-11090	5 - 26	90508-16052	16 - 33	93106-28043	29 - 4	93603-17070	7 - 3	95812-06045	13 - 18	99241-00200	38 - 4
90467-12085	36 - 17	90508-18134	35 - 27	93106-40013	31 - 3	93607-44002	4 - 11	95812-06055	13 - 14		38 - 4
90467-120A3	34 - 15	90508-32141	19 - 5		31 - 14	93608-17263	14 - 9	95812-06065	13 - 17		38 - 40
90467-14015	9 - 37	90520-50001	38 - 22	93109-17071	23 - 10	93900-00030	29 - 6	95812-06080	7 - 9		38 - 40
90467-15001	9 - 13	90520-50002	38 - 9	93210-04092	13 - 3		31 - 10	95812-08065	13 - 15	99247-00240	38 - 4
90467-180A0	11 - 6	91312-05010	27 - 24	93210-06667	7 - 21	94112-17099	29 - 5	95822-06020	19 - 16		38 - 40
90467-180A3	9 - 17	91312-06016	9 - 3	93210-09165	7 - 20	94118-17067	31 - 9		47 - 23	99530-08012	14 - 3
	9 - 38		27 - 4		13 - 29	94580-25074	7 - 12	95827-06012	6 - 33	99530-10014	13 - 4
90467-18172	11 - 3		46 - 12	93210-14003	7 - 16	94582-21114	31 - 25	95827-06014	12 - 22	99530-10114	1 - 17
90467-200A0	5 - 19	91312-06020	6 - 3	93210-14579	13 - 6	94591-64118	4 - 5	97702-40016	37 - 11		
	5 - 27	91312-06025	7 - 5	93210-15566	8 - 8	94682-21031	31 - 26		37 - 32		
	6 - 42		33 - 3	93210-15620	36 - 11	94701-00402	1 - 15		43 - 2		
90467-310A0	6 - 40		33 - 11	93210-16325	13 - 27	95022-06008	47 - 4	97702-50014	21 - 38		
90468-16001	28 - 12	91312-06030	33 - 23	93210-27194	14 - 7	95022-06016	46 - 9	97702-50016	38 - 30		
90480-01558	22 - 5	91312-06035	35 - 61	93210-32172	14 - 21	95022-08012	1 - 7		38 - 65		
	38 - 31		35 - 69	93210-33133	5 - 7	95024-06012	35 - 55	97702-50020	38 - 36		
	38 - 66	91312-06090	27 - 16	93210-41N50	26 - 10	95024-06025	5 - 6		38 - 71		
90480-01605	37 - 16	91314-06030	12 - 8		26 - 27	95024-10040	20 - 4	97702-50116	37 - 34		
	37 - 21	91314-08030	25 - 10	93210-46001	5 - 22	95027-06020	45 - 5	97702-50120	46 - 25		
90480-08005	21 - 32		26 - 36	93305-20509	17 - 17	95027-06025	12 - 19	97706-04012	41 - 4		
90480-08006	46 - 24		33 - 5	93306-00006	5 - 3	95027-10020	6 - 45		41 - 8		
90480-08264	9 - 14		33 - 13	93306-00106	16 - 12	95304-06700	19 - 24		44 - 8		
	43 - 6	91314-08035	12 - 24		18 - 12	95307-04700	10 - 10	97707-04012	41 - 13		
90480-10003	20 - 29	91314-08040	26 - 17	93306-07208	29 - 3	95307-08700	36 - 20		41 - 17		
	20 - 35		26 - 34	93306-20464	17 - 14	95602-05200	21 - 54	97707-40012	37 - 23		
90480-10542	27 - 8	91317-04025	47 - 12		17 - 38		47 - 26	97707-50016	37 - 22		
	27 - 13	91317-06035	6 - 26	93306-20531	31 - 2	95602-06100	21 - 65		38 - 23		