



**PARTS
CATALOGUE
CATALOGO
DE REPUESTOS**

YZF-R15 (54C6) ANGOLA

YZF-R15 (54C6) ARGENTINA

YZF-R15 (54C6) COLOMBIA

YZF-R15 (54C6) COSTA RICA

YZF-R15 (54C6) GUATEMALA, MEXICO, PERU

YZF-R15
CATALOGO DE REPUESTOS
©2011 por Yamaha Motor Co., Ltd.
1ª edición, octubre 2011
Todos los derechos reservados.
Toda reproducción o uso no autorizado
sin el consentimiento escrito de
Yamaha Motor Co., Ltd.
quedan expresamente prohibidos
Impreso en Japón.

YZF-R15
PARTS CATALOGUE
©2011 by Yamaha Motor Co., Ltd.
1st edition, October 2011
All rights reserved.
Any reprinting or unauthorized use
without the written permission of
Yamaha Motor Co., Ltd.
is expressly prohibited.
Printed in Japan.

PROLOGO

Este catálogo de repuestos corresponde a las piezas para el o los modelos que figuran en la página de portada. Al formular el pedido de repuestos, se ruega citar este catálogo y especificar correctamente el número y el nombre de las piezas.

1. Las modificaciones y agregados que se hayan realizado después de la edición de este Catálogo de Repuestos, serán anunciados en las Informaciones de Recambios. Es recomendable que se hagan las correcciones necesarias en el Catálogo de Repuestos de acuerdo con las Informaciones de Recambios.

2. Abreviaciones

En este. Catálogo de Repuestos se emplean las siguientes abreviaciones.

“UR” Usar el número de partes especificado

“UN” Usar la cantidad necesaria

“AP” Piezas sustitutivas

“LM” Fabricación local (Hay que pedir los repuestos en las cercanías)

“F#” N° de bastidor (N° aplicable a la máquina)

“O/S” Sobredimensionado

3. La cantidad de componentes para el montaje

- Los componentes, suministrados como conjunto, se describen con un punto (.) que precede al nombre del parte como se indica a continuación.
- La numeración que aparece a la derecha de cada descripción indica la cantidad de partes por cada unidad de conjunto.

| CODIGO N° | DESCRIPCION | CANT. | OBSERVACIONES |
|--------------|----------------------|-------|---------------|
| 2F5-83310-60 | ENSAMBLAJE DE LA LUZ | 2 | |
| 115-83311-60 | .BOMBILLA (6V-18W) | 1 | |

4. Los colores de los componentes se indican como sigue en la columna de “OBSERVACIONES”.

| CODIGO N° | DESCRIPCION | CANT. | OBSERVACIONES |
|-----------------|----------------------|-------|---------------|
| 2N4-24110-00-X5 | COMP. DEL TANQUE | 2 | MXR |
| 3J1-24240-10 | .GRAFICO, DEL TANQUE | 1 | PARA MXR |

5. Debe tenerse en cuenta que las ilustraciones sirven como guía para la búsqueda de los números de partes y no deben usarse para el montaje. Durante el montaje, se recomienda usar el manual de taller correspondiente.

6. EL asterisco (*) antes del número de referencia indica los elementos modificados después de la primera edición.

FOREWORD

This Parts Catalogue is related to the parts for the model(s) on the cover page. When you are ordering replacement parts, please refer to this Parts Catalogue and quote both part numbers and part names correctly.

1. Modifications or additions which have been made after the issue of the Parts Catalogue will be announced in the Parts News.

It is advisable that you make the necessary corrections to the Parts Catalogue according to the Parts News.

2. Abbreviations

The following abbreviations are used in this Parts Catalogue.

“UR” Use specified parts number.

“UN” Use as many as needed.

“AP” Alternate Parts

“LM” Locally Made (Parts need to be ordered locally)

“F#” Frame No. (Applicable machine No.)

“O/S” Over Size

3. The number of components for assembly

- Parts, which are to be supplied in an assembly, are listed with a dot (.) in front of the part name as shown below.
- The numeral appearing to the right of each component part indicates the quantity of parts for each assembly unit.

| PART NO. | DESCRIPTION | Q'TY | REMARKS |
|--------------|--------------------------|------|---------|
| 2F5-83310-60 | FRONT FLASHER LIGHT ASSY | 2 | |
| 115-83311-60 | .BULB (6V-18W) | 1 | |

4. Applicable colours of graphics are represented in the “REMARKS” as shown below.

| PART NO. | DESCRIPTION | Q'TY | REMARKS |
|-----------------|---------------------|------|---------|
| 2N4-24110-00-X5 | FUEL TANK COMP. | 2 | MXR |
| 3J1-24240-10 | .GRAPHIC, FUEL TANK | 1 | FOR MXR |

5. Note that the illustrations for reference in finding parts numbers are not to be used for assembling. When assembling, please use the applicable service manual.

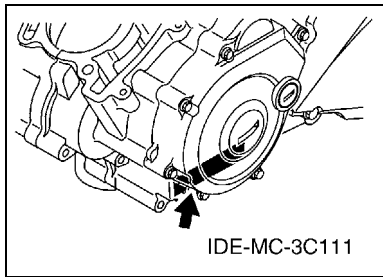
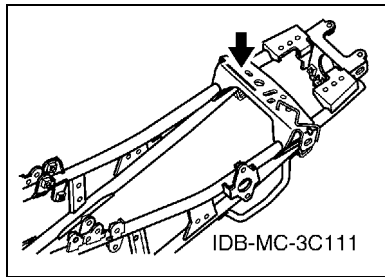
6. The asterisk (*) before a reference number indicates modified items after the first edition.

PROLOGO

7. Números de serie

Nº de Serie del bastidor

Nº de Serie del motor



8. Códigos de color aplicables (El símbolo (*) muestra el color de modelo.)

| Abreviatura | Nombre de color | Código de color |
|-------------|-------------------------------|-----------------|
| BWC1 | BLUISH WHITE COCKTAIL 1 | 0390 |
| DPBMY(*) | DEEP PURPLISH BLUE METALLIC Y | 1115 |
| MBL2 | MAT BLACK 2 | 0582 |
| RYC1(*) | REDDISH YELLOW COCKTAIL 1 | 0251 |
| SMX(*) | BLACK METALLIC X | 0903 |
| YB | YAMAHA BLACK | 0033 |
| | | |
| | | |
| | | |

9. Nº de serie inicial aplicable

Nº de Serie del bastidor

| Nº de serie | Nombre de la columna de cantidades | Código de Modelo |
|-------------|------------------------------------|------------------|
| | | |
| | | |
| | | |
| | | |

Nº de Serie del motor

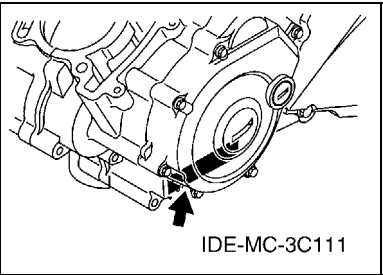
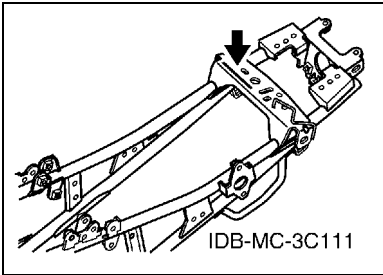
| Nº de serie | Nombre de la columna de cantidades | Código de Modelo |
|-------------|------------------------------------|------------------|
| | | |
| | | |
| | | |
| | | |

FOREWORD

7. Applicable Serial No.

Frame Serial No.

Engine Serial No.



8. Applicable Colour Code (The (*) mark shows Model colour.)

| Abbreviation | Colour Name | Colour Code |
|--------------|-------------------------------|-------------|
| BWC1 | BLUISH WHITE COCKTAIL 1 | 0390 |
| DPBMY(*) | DEEP PURPLISH BLUE METALLIC Y | 1115 |
| MBL2 | MAT BLACK 2 | 0582 |
| RYC1(*) | REDDISH YELLOW COCKTAIL 1 | 0251 |
| SMX(*) | BLACK METALLIC X | 0903 |
| YB | YAMAHA BLACK | 0033 |
| | | |
| | | |
| | | |
| | | |

9. Applicable Starting Serial No.

Frame Serial No.

| Serial No. | Name Of Q'ty Column | Model Code |
|------------|---------------------|------------|
| | | |
| | | |
| | | |
| | | |
| | | |

Engine Serial No.

| Serial No. | Name Of Q'ty Column | Model Code |
|------------|---------------------|------------|
| | | |
| | | |
| | | |
| | | |
| | | |

CONTENIDO

MOTOR

| | |
|----------------------------------|----|
| CILINDRO | 1 |
| CIGUENAL & PISTON | 2 |
| VALVULA | 3 |
| ARBOL DE LEVAS & CADENA | 4 |
| BOMBA DE AGUA | 5 |
| RADIADOR & MANGUERA | 6 |
| BOMBA DE ACEITE | 7 |
| ADMISION | 8 |
| DESCARGA | 10 |
| CARTER | 11 |
| CUBIERTA DE CARTER 1 | 12 |
| EMBRAGUE DEL ARRANQUE | 13 |
| EMBRAGUE | 14 |
| TRANSMISION | 15 |
| LEVA DE CAMBIO & HORQUILLA | 17 |
| EJE DE CAMBIO & PEDAL | 18 |

SHASIS

| | |
|----------------------------------|----|
| CUADRO | 19 |
| GUARDABARRO | 20 |
| CUBIERTA LATERAL | 21 |
| BRAZO TRASERO & SUSPENSION | 23 |
| DIRECCION | 24 |
| HORQUILLA DELANTERA | 25 |
| DEPOSITO DE COMBUSTIBLE | 27 |
| ASIENTO | 29 |
| RUEDA DELANTERA | 30 |
| CALIBRE FRENO DELANTERA | 31 |
| RUEDA TRASERA | 32 |
| CALIBRE FRENO TRASERA | 33 |
| MANILLAR & CABLE | 34 |
| CILINDRO MAESTRO DELANTERO | 35 |
| SOPORTE & APOYAPIE | 36 |
| CILINDRO MAESTRO TRASERO | 38 |
| PATA PROTEGIDA | 39 |
| PARABRISAS | 40 |
| GENERADOR | 43 |
| MOTOR DE ARRANQUE | 44 |
| LUZ DE DESTELLADOR | 45 |
| MEDIDOR | 47 |
| FARO DELANTERO | 48 |

| | |
|--------------------------------------|----|
| LUZ DE COLA | 49 |
| INTERRUPTOR DE MANILLAR&PALANC | 50 |
| EQUIPO ELECTRICO 1 | 51 |
| EQUIPO ELECTRICO 2 | 52 |

INDICE

| | |
|-----------------------|----|
| INDICE NUMERICO | 53 |
|-----------------------|----|

CONTENTS

ENGINE

| | |
|---------------------------|----|
| CYLINDER | 1 |
| CRANKSHAFT & PISTON | 2 |
| VALVE | 3 |
| CAMSHAFT & CHAIN | 4 |
| WATER PUMP | 5 |
| RADIATOR & HOSE | 6 |
| OIL PUMP | 7 |
| INTAKE | 8 |
| EXHAUST | 10 |
| CRANKCASE | 11 |
| CRANKCASE COVER 1 | 12 |
| STARTER CLUTCH | 13 |
| CLUTCH | 14 |
| TRANSMISSION | 15 |
| SHIFT CAM & FORK | 17 |
| SHIFT SHAFT | 18 |

CHASSIS

| | |
|-------------------------------|----|
| FRAME | 19 |
| FENDER | 20 |
| SIDE COVER | 21 |
| REAR ARM & SUSPENSION | 23 |
| STEERING | 24 |
| FRONT FORK | 25 |
| FUEL TANK | 27 |
| SEAT | 29 |
| FRONT WHEEL | 30 |
| FRONT BRAKE CALIPER | 31 |
| REAR WHEEL | 32 |
| REAR BRAKE CALIPER | 33 |
| STEERING HANDLE & CABLE | 34 |
| FRONT MASTER CYLINDER | 35 |
| STAND & FOOTREST | 36 |
| REAR MASTER CYLINDER | 38 |
| LEG SHIELD | 39 |
| WINDSHIELD | 40 |
| GENERATOR | 43 |
| STARTING MOTOR | 44 |
| FLASHER LIGHT | 45 |
| METER | 47 |
| HEADLIGHT | 48 |

| | |
|-----------------------------|----|
| TAILLIGHT | 49 |
| HANDLE SWITCH & LEVER | 50 |
| ELECTRICAL 1 | 51 |
| ELECTRICAL 2 | 52 |

INDEX

| | |
|-----------------------|----|
| NUMERICAL INDEX | 53 |
|-----------------------|----|

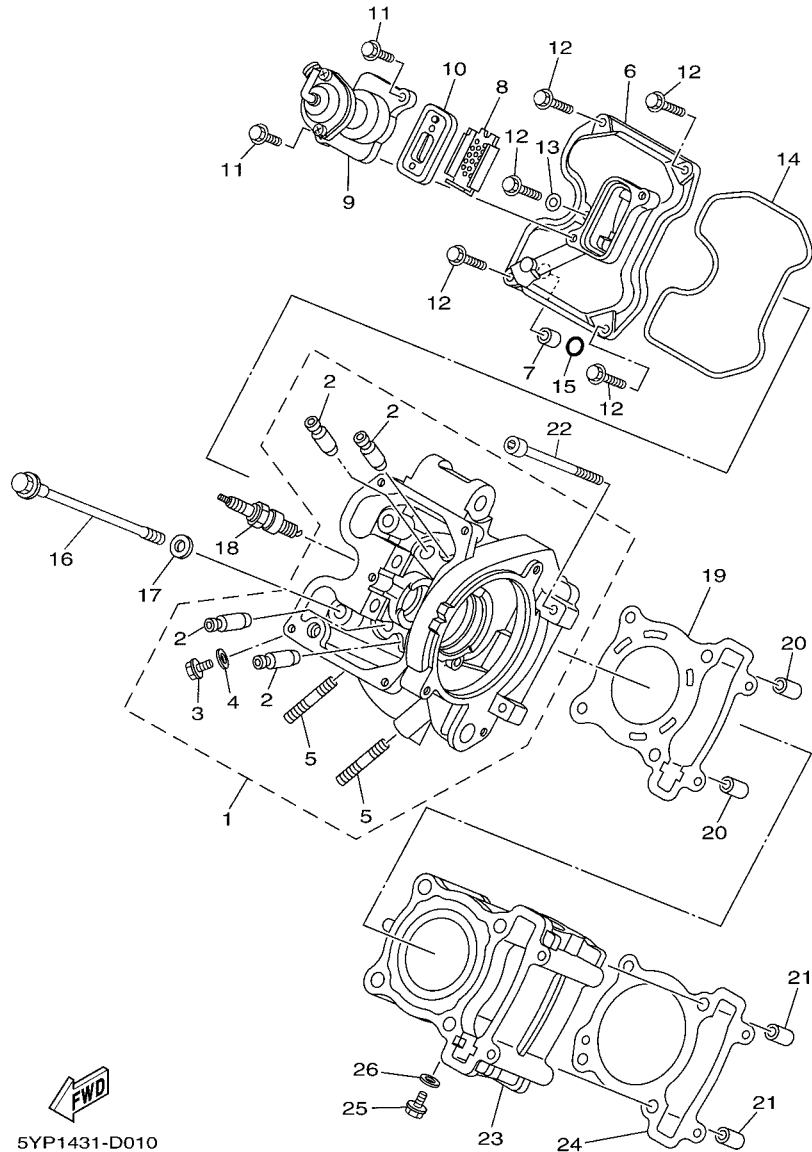


FIG. 1 CILINDRO

CYLINDER

| REF. Nº | CODIGO Nº PART NO. | DESCRIPCION DESCRIPTION | 54C6 | | | | OBSERVACIONES REMARKS |
|---------|-----------------------|---|------|--|--|--|--------------------------|
| 1 | 38B-E1102-00 | CULATA DE CILINDRO COMPLETA CYLINDER HEAD ASSY | 1 | | | | |
| 2 | 1S7-E1133-10 | .GUIA DE VALVULA 1 .GUIDE, VALVE 1 | 4 | | | | |
| 3 | 90153-06002 | .TORNILLO HEXAGONAL .SCREW, HEXAGON | 1 | | | | |
| 4 | 90430-06014 | .JUNTA .GASKET | 1 | | | | |
| 5 | 95617-08620 | .PERNO DE PUNTAL .BOLT, STUD | 2 | | | | |
| 6 | 38B-E1191-00 | TAPA CULATA DE CILINDRO 1 COVER, CYLINDER HEAD 1 | 1 | | | | |
| 7 | 91811-10005 | PASADOR DE CLAVIJA PIN, DOWEL | 1 | | | | |
| 8 | 5YP-1482K-00 | PLACA PLATE | 1 | | | | |
| 9 | 38B-E4840-00 | VALVULA, CORTE DE AIRE AIR CUT VALVE ASSY | 1 | | | | |
| 10 | 38B-E4890-00 | VALVULA DE LENGUETA COMPLETA REED VALVE ASSY | 1 | | | | |
| 11 | 95027-06014 | PERNO, DE BRIDA BOLT, FLANGE | 2 | | | | |
| 12 | 95027-06020 | PERNO, DE BRIDA BOLT, FLANGE | 5 | | | | |
| 13 | 90430-06014 | JUNTA GASKET | 1 | | | | |
| 14 | 38B-E1193-00 | EMPAQUE GASKET, HEAD COVER 1 | 1 | | | | |
| 15 | 93210-11808 | ANILLO O O-RING | 1 | | | | |
| 16 | 90105-08850 | TORNILLO BOLT, FLANGE | 4 | | | | |
| 17 | 90201-08609 | ARANDELA PLANA WASHER, PLATE | 4 | | | | |
| 18 | 94703-00883 | BUJIA (NGK CR8E) PLUG, SPARK (NGK CR8E) | 1 | | | | |
| 19 | 1CK-E1181-00 | JUNTA, DE CULATA 1 GASKET, CYLINDER HEAD 1 | 1 | | | | |
| 20 | 91810-14809 | PASADOR DE CLAVIJA PIN, DOWEL | 2 | | | | |
| 21 | 91810-14809 | PASADOR DE CLAVIJA PIN, DOWEL | 2 | | | | |
| 22 | 91317-06100 | PERNO BOLT | 2 | | | | |
| 23 | 3C1-E1311-00 | CILINDRO 1 CYLINDER 1 | 1 | | | | |
| 24 | 38B-E1351-00 | JUNTA, DE CILINDRO GASKET, CYLINDER | 1 | | | | |
| 25 | 90153-06002 | TORNILLO HEXAGONAL SCREW, HEXAGON | 1 | | | | |
| 26 | 90430-06014 | JUNTA GASKET | 1 | | | | |

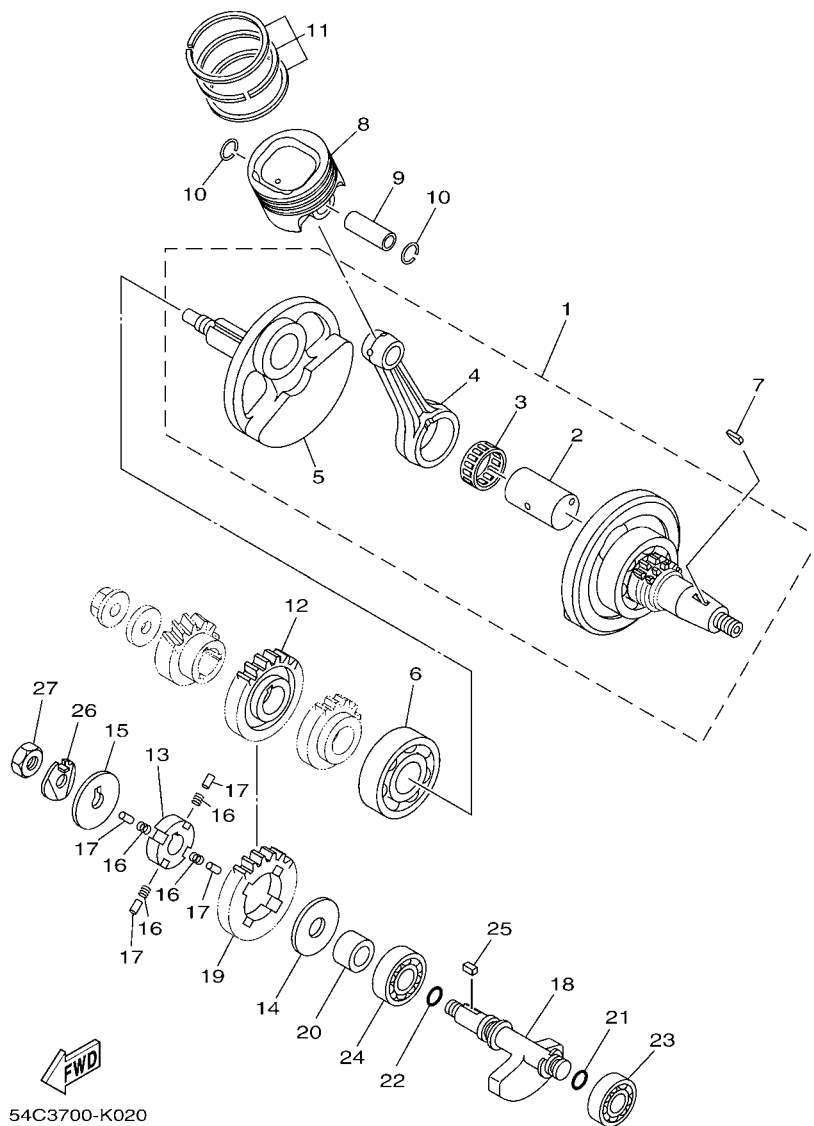
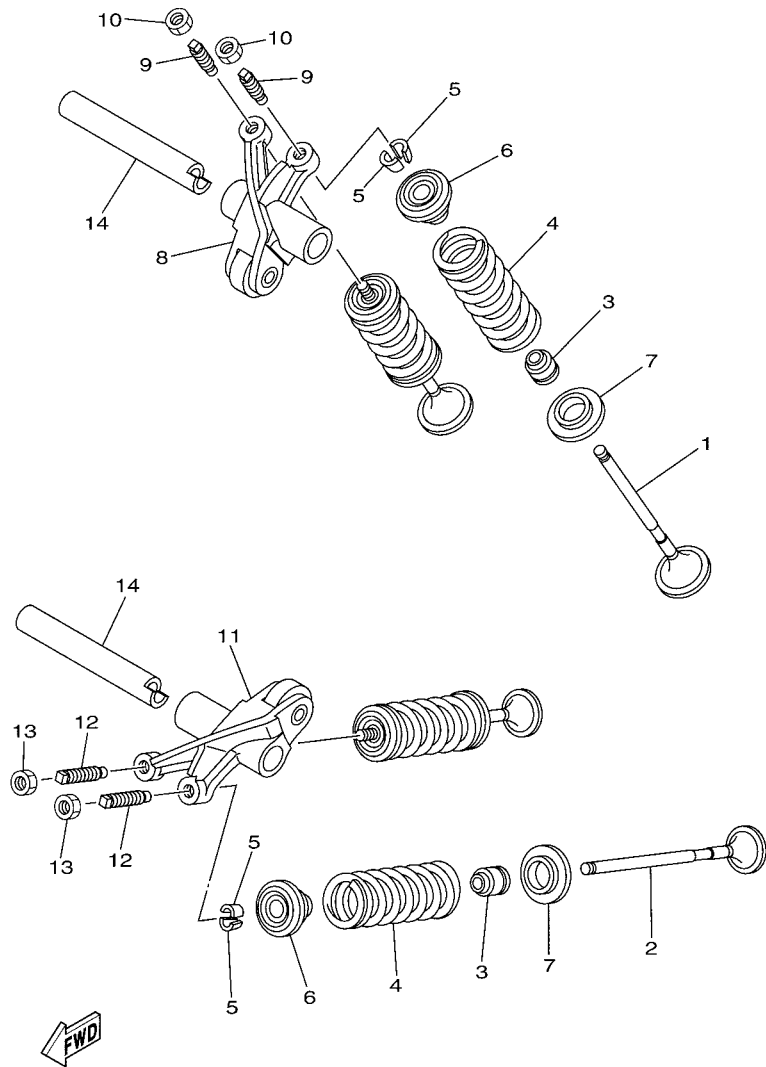


FIG. 2 CIGUENAL & PISTON

CRANKSHAFT & PISTON

| REF. Nº | CODIGO Nº PART NO. | DESCRIPCION DESCRIPTION | 54C6 | | | | OBSERVACIONES REMARKS |
|---------|--------------------|---|------|--|--|--|-----------------------|
| 1 | 1CK-E1400-09 | CIGUENAL COMPLETO CRANKSHAFT ASSY | 1 | | | | |
| 2 | 93306-305X7 | COJINETE BEARING | 1 | | | | |
| 3 | 90280-03017 | CUNA WOODRUFF KEY, WOODRUFF | 1 | | | | |
| 4 | 3C1-E1631-11 | PISTON (NORMA) PISTON (STD) | 1 | | | | |
| 5 | 38B-E1633-00 | PASADOR, PISTON PIN, PISTON | 1 | | | | |
| 6 | 93450-16115 | SEGURO CIRCLIP | 2 | | | | |
| 7 | 3C1-11603-00 | JUEGO DE ANILLOS (NORMA) PISTON RING SET (STD) | 1 | | | | |
| 8 | 38B-E1536-10 | ENGRANAJE TRACCION GEAR, DRIVE | 1 | | | | |
| 9 | 21C-E1496-20 | COPA TOPE BOSS, BUFFER | 1 | | | | |
| 10 | 90201-15022 | ARANDELA PLANA WASHER, PLATE | 1 | | | | |
| 11 | 90214-10006 | ARANDELA DE POSICION WASHER, CLAW | 1 | | | | |
| 12 | 54B-E1476-00 | RESORTE SPRING | 4 | | | | |
| 13 | 21C-E3362-00 | RODILLO ROLLER | 4 | | | | |
| 14 | 38B-E1454-00 | PESO 1 WEIGHT 1 | 1 | | | | |
| 15 | 21C-E1531-00 | ENGRANAJE CONTRAPESO GEAR, BALANCE WEIGHT | 1 | | | | |
| 16 | 90387-15810 | ESPACIADOR COLLAR | 1 | | | | |
| 17 | 93210-11807 | ANILLO O O-RING | 1 | | | | |
| 18 | 93210-13804 | ANILLO O O-RING | 1 | | | | |
| 19 | 93306-202YD | COJINETE BEARING | 1 | | | | |
| 20 | 93306-203XS | COJINETE BEARING | 1 | | | | |
| 21 | 90282-05031 | CHAVETA, RECTA KEY, STRAIGHT | 1 | | | | |
| 22 | 90215-10284 | ARANDELA DE CIERRE WASHER, LOCK | 1 | | | | |
| 23 | 90170-10012 | TUERCA NUT | 1 | | | | |



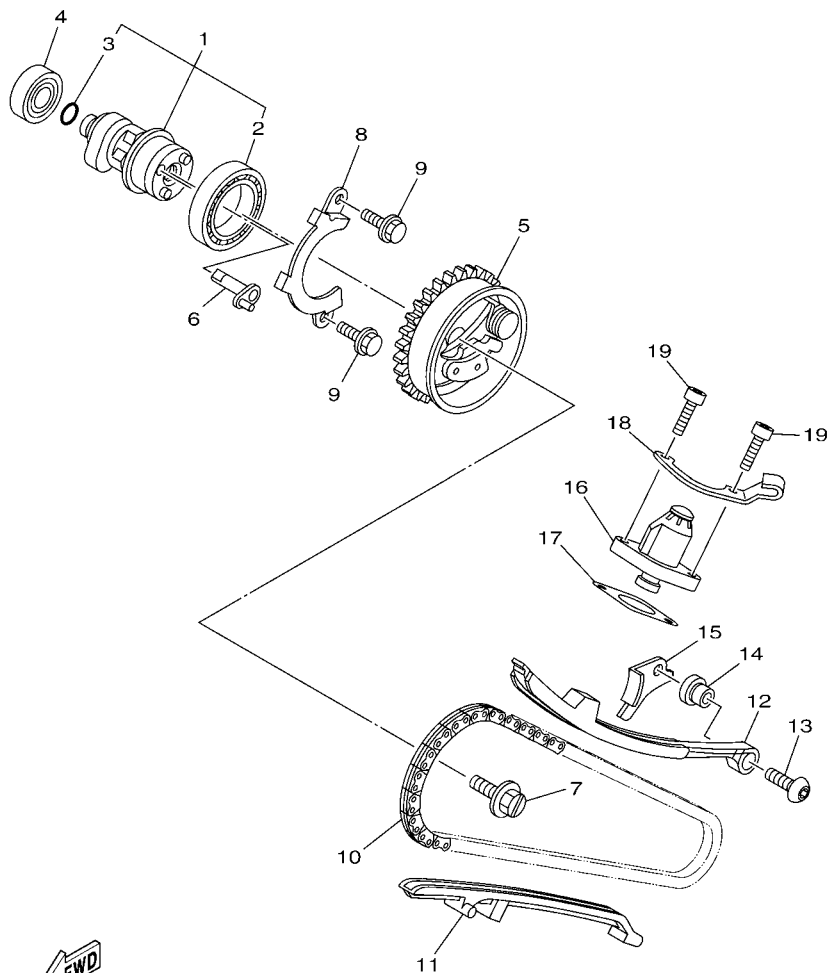
5YP1431-D030

FIG. 3 VALVULA

VALVE

| REF. Nº | CODIGO Nº PART NO. | DESCRIPCION DESCRIPTION | 54C6 | | | | OBSERVACIONES REMARKS |
|---------|--------------------|--|------|--|--|--|-----------------------|
| 1 | 5YP-E2111-00 | VALVULA DE ADMISION VALVE, INTAKE | 2 | | | | |
| 2 | 5YP-E2121-00 | VALVULA DE ESCAPE VALVE, EXHAUST | 2 | | | | |
| 3 | 38B-E2119-00 | SELLO DE ACEITE VALVULA SEAL, VALVE STEM | 4 | | | | |
| 4 | 38B-E2113-00 | RESORTE VALVULA INTERNA SPRING, VALVE INNER | 4 | | | | |
| 5 | 1WG-12118-00 | SEGURO DE VALVULA COTTER, VALVE | 8 | | | | |
| 6 | 5YP-12117-00 | RETEN RESORTE DE VALVULA RETAINER, VALVE SPRING | 4 | | | | |
| 7 | 38B-E2126-00 | ASIENTO RESORTE DE VALVULA2 SEAT, VALVE SPRING 2 | 4 | | | | |
| 8 | 38B-E2151-00 | BRAZO DE BALANCIN DE VALVULA ARM, VALVE ROCKER | 1 | | | | |
| 9 | 3C1-12159-01 | TORNILLO DE AJUSTE DE VALVULA SCREW, VALVE ADJUSTING | 2 | | | | |
| 10 | 90170-05302 | TUERCA NUT | 2 | | | | |
| 11 | 38B-E2161-00 | BRAZO DE BALANCIN DE VALVULA ARM, VALVE ROCKER 2 | 1 | | | | |
| 12 | 3C1-12159-01 | TORNILLO DE AJUSTE DE VALVULA SCREW, VALVE ADJUSTING | 2 | | | | |
| 13 | 90170-05302 | TUERCA NUT | 2 | | | | |
| 14 | 5YP-E2156-00 | EJE DE BALANCIN SHAFT, ROCKER 2 | 2 | | | | |

FIG. 4 ARBOL DE LEVAS & CADENA CAMSHAFT & CHAIN

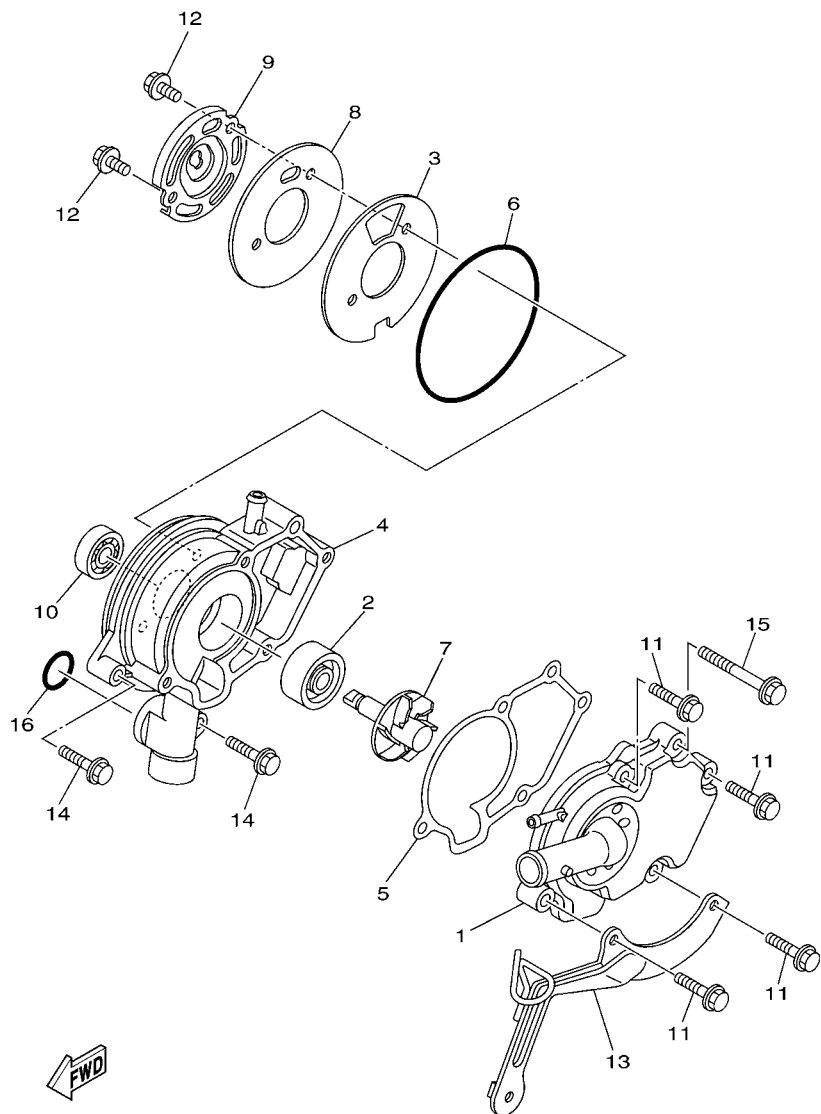



38B1470-H040

| REF. N° | CODIGO N° PART NO. | DESCRIPCION DESCRIPTION | 54C6 | | | | OBSERVACIONES REMARKS |
|---------|--------------------|---|------|--|--|--|-----------------------|
| 1 | 38B-E2170-00 | ARBOL DE LEVAS COMPLETO 1 CAMSHAFT ASSY 1 | 1 | | | | |
| 2 | 93306-906Y0 | .COJINETE .BEARING | 1 | | | | |
| 3 | 93210-09809 | .ANILLO O .O-RING | 1 | | | | |
| 4 | 93306-001X7 | COJINETE BEARING | 1 | | | | |
| 5 | 38B-E2280-10 | EQUIPO DE DESCOMPRESION DECOMPRESSION ASSY | 1 | | | | |
| 6 | 5YP-E2288-00 | LEVA DE DESCOMPRESION CAM, DECOMPRESSION | 1 | | | | |
| 7 | 5YP-E2157-00 | PERNO BOLT | 1 | | | | |
| 8 | 38B-E111F-00 | PLACA PLATE | 1 | | | | |
| 9 | 95027-06010 | PERNO, DE BRIDA BOLT, FLANGE | 2 | | | | |
| 10 | 94568-A8096 | CADENA CHAIN | 1 | | | | |
| 11 | 38B-E2231-00 | TOPE DE GUIA 1 GUIDE, STOPPER 1 | 1 | | | | |
| 12 | 38B-E2241-00 | TOPE DE GUIA 2 GUIDE, STOPPER 2 | 1 | | | | |
| 13 | 90149-06829 | TORNILLO DE REGLAJE SCREW | 1 | | | | |
| 14 | 38B-E5598-00 | COLLAR COLLAR | 1 | | | | |
| 15 | 38B-E2256-00 | CUBIERTA DE CADENA COVER, CHAIN | 1 | | | | |
| 16 | 38B-E2210-00 | TENSOR CADENA DE LEVA TENSIONER ASSY, CAM CHAIN | 1 | | | | |
| 17 | 1CK-E2213-00 | EMPAQUE DE CAJA TENSOR GASKET, TENSIONER CASE | 1 | | | | |
| 18 | 38B-E5441-00 | SOSTEN DE CABLE DE EMBRAGUE HOLDER, CLUTCH CABLE | 1 | | | | |
| 19 | 91317-06020 | PERNO BOLT | 2 | | | | |

FIG. 5 BOMBA DE AGUA

WATER PUMP



3C11460-F050

| REF. Nº | CODIGO Nº PART NO. | DESCRIPCION DESCRIPTION | 54C6 | | | | OBSERVACIONES REMARKS |
|---------|--------------------|--|------|--|--|--|-----------------------|
| 1 | 38B-E2422-00 | CUBIERTA DE CAJA COVER, HOUSING | 1 | | | | |
| 2 | 93103-10804 | SELLO ACEITE OIL SEAL | 1 | | | | |
| 3 | 38B-E2428-00 | JUNTA, DE CBTA.CAJA 2 GASKET, HOUSING COVER 2 | 1 | | | | |
| 4 | 38B-E1185-00 | CUBIERTA CULATA CIL.LAT.3 COVER, CYLINDER HEAD SIDE 3 | 1 | | | | |
| 5 | 38B-E1196-00 | EMPAQUE DE CULATA GASKET, CYLINDER HEAD SIDE | 1 | | | | |
| 6 | 93210-84802 | ANILLO O O-RING | 1 | | | | |
| 7 | 38B-E2450-00 | EJE IMPULSOR COMPLETO IMPELLER SHAFT ASSY | 1 | | | | |
| 8 | 38B-E1951-00 | PLACA PLATE | 1 | | | | |
| 9 | 38B-E1952-00 | PLACA PLATE | 1 | | | | |
| 10 | 93306-000Y5 | COJINETE BEARING | 1 | | | | |
| 11 | 95027-06025 | PERNO, DE BRIDA BOLT, FLANGE | 4 | | | | |
| 12 | 95027-06012 | PERNO, DE BRIDA BOLT, FLANGE | 2 | | | | |
| 13 | 38B-E2443-00 | APOYO STAY | 1 | | | | |
| 14 | 95027-06025 | PERNO, DE BRIDA BOLT, FLANGE | 2 | | | | |
| 15 | 95027-06050 | PERNO, DE BRIDA BOLT, FLANGE | 1 | | | | |
| 16 | 93210-19809 | ANILLO O O-RING | 1 | | | | |
| | | | | | | | |
| | | | | | | | |
| | | | | | | | |
| | | | | | | | |

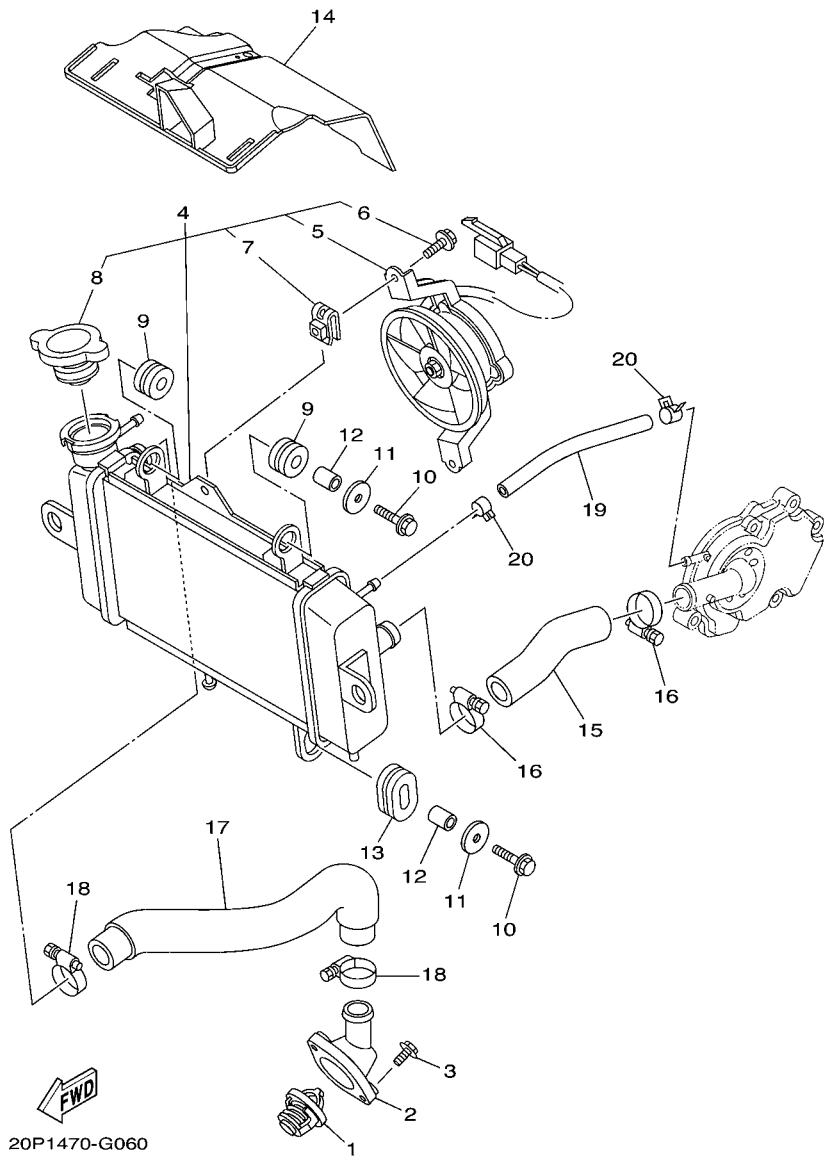


FIG. 6 RADIADOR & MANGUERA RADIATOR & HOSE

| REF. N° | CODIGO N° PART NO. | DESCRIPCION DESCRIPTION | 54C6 | | | | OBSERVACIONES REMARKS |
|---------|--------------------|---|------|--|--|--|-----------------------|
| 1 | 1CK-E2411-00 | TERMOSTAT THERMOSTAT | 1 | | | | |
| 2 | 38B-E2413-00 | CUBIERTA TERMOSTATO COVER, THERMOSTAT | 1 | | | | |
| 3 | 95027-06020 | PERNO, DE BRIDA BOLT, FLANGE | 2 | | | | |
| 4 | 38B-E240A-00 | RADIADOR COMPLETO RADIATOR ASSY | 1 | | | | |
| 5 | 5YP-E2405-00 | .COMPRESOR .BLOWER ASSY | 1 | | | | |
| 6 | 5YP-E2675-00 | .PERNO, SUJECION VENTILADOR .BOLT, BLOWER HOLDING | 2 | | | | |
| 7 | 5YP-E2671-00 | .TUERCA 1 .NUT 1 | 2 | | | | |
| 8 | 5ST-E2590-00 | .TAPON, DEL RADIADOR .CAP, RADIATOR | 1 | | | | |
| 9 | 90480-15363 | TAPON GROMMET | 2 | | | | |
| 10 | 95827-06025 | TORNILLO BOLT, FLANGE | 2 | | | | |
| 11 | 90201-06072 | ARANDELA PLANA WASHER, PLATE | 2 | | | | |
| 12 | 90387-064W3 | ESPACIADOR COLLAR | 2 | | | | |
| 13 | 90480-01803 | TAPON GROMMET | 1 | | | | |
| 14 | 1CK-E246A-00 | CUBIERTA 1 COVER 1 | 1 | | | | |
| 15 | 20P-E2467-00 | CUBIERTA DEL RADIADOR COVER, RADIATOR | 1 | | | | |
| 16 | 20P-E2481-00 | TUBO 1 PIPE 1 | 1 | | | | |
| 17 | 90450-27803 | BRIDA, MANGUERA HOSE CLAMP ASSY | 2 | | | | |
| 18 | 20P-E2482-00 | TUBO 2 PIPE 2 | 1 | | | | |
| 19 | 90450-27803 | BRIDA, MANGUERA HOSE CLAMP ASSY | 2 | | | | |
| 20 | 90445-12804 | TUBO HOSE | 1 | | | | |
| 21 | 90467-10808 | PRESILLA CLIP | 2 | | | | |

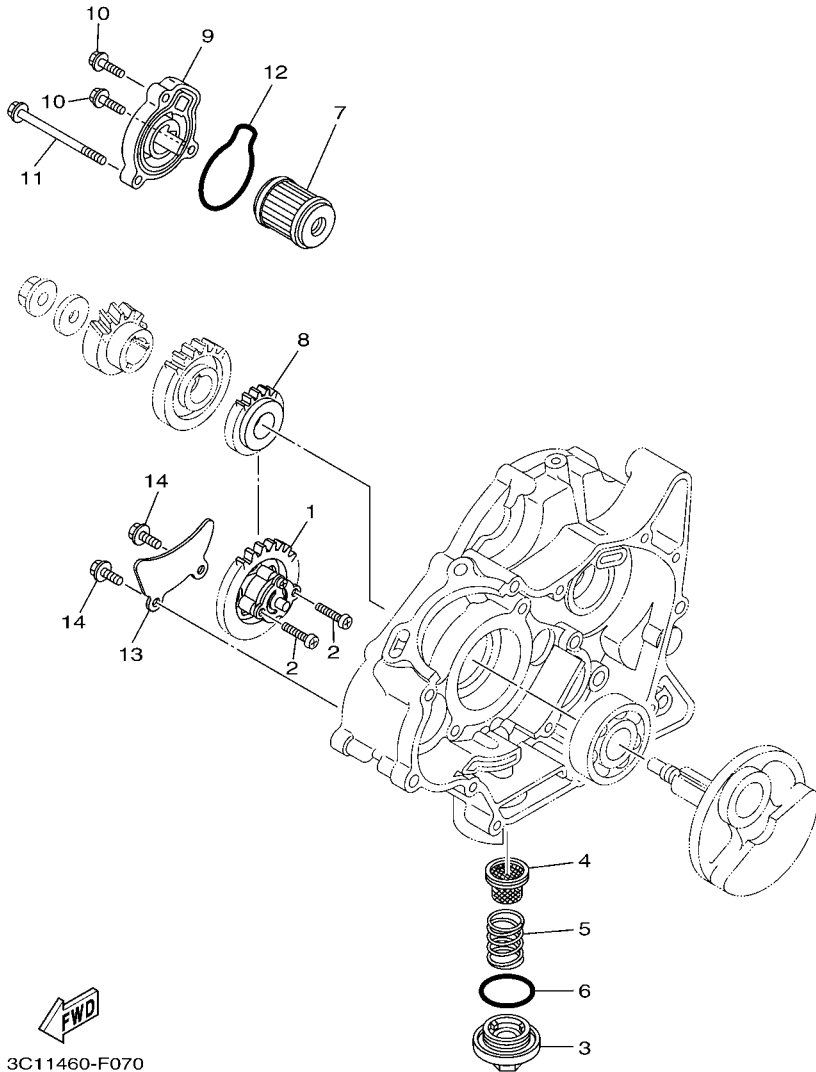


FIG. 7 BOMBA DE ACEITE

OIL PUMP

| REF. Nº | CODIGO Nº PART NO. | DESCRIPCION DESCRIPTION | 54C6 | | | | OBSERVACIONES REMARKS |
|---------|--------------------|--|------|--|--|--|-----------------------|
| 1 | 38B-E3300-00 | BOMBA DE ACEITE COMPLETA OIL PUMP ASSY | 1 | | | | |
| 2 | 98507-05025 | TORNILLO DE CABEZA PLANA SCREW, PAN HEAD | 2 | | | | |
| 3 | 38B-E5351-00 | TAPON DE DRENAJE PLUG, DRAIN | 1 | | | | |
| 4 | 38B-E3411-00 | FILTRO DE ACEITE STRAINER, OIL | 1 | | | | |
| 5 | 90501-18576 | RESORTE DE COMPRESION SPRING, COMPRESSION | 1 | | | | |
| 6 | 93210-34805 | ANILLO O O-RING | 1 | | | | |
| 7 | 38B-E3440-00 | ELEMENTO FILTRO DE ACEITE ELEMENT ASSY, OIL CLEANER | 1 | | | | |
| 8 | 38B-E3324-00 | ENGRANAJE TRACC. DE BOMBA GEAR, PUMP DRIVE | 1 | | | | |
| 9 | 38B-E3447-00 | TAPA DEL ELEMENTO COVER, OIL ELEMENT | 1 | | | | |
| 10 | 95022-06020 | PERNO, DE BRIDA BOLT, FLANGE | 2 | | | | |
| 11 | 95022-06080 | PERNO, DE BRIDA BOLT, FLANGE | 1 | | | | |
| 12 | 93210-54806 | ANILLO O O-RING | 1 | | | | |
| 13 | 38B-E3327-00 | CUBIERTA ENGRANAJE DE BOMBA COVER, PUMP GEAR | 1 | | | | |
| 14 | 95022-06012 | PERNO, DE BRIDA BOLT, FLANGE | 2 | | | | |
| ----- | | | | | | | |
| ----- | | | | | | | |
| ----- | | | | | | | |
| ----- | | | | | | | |
| ----- | | | | | | | |

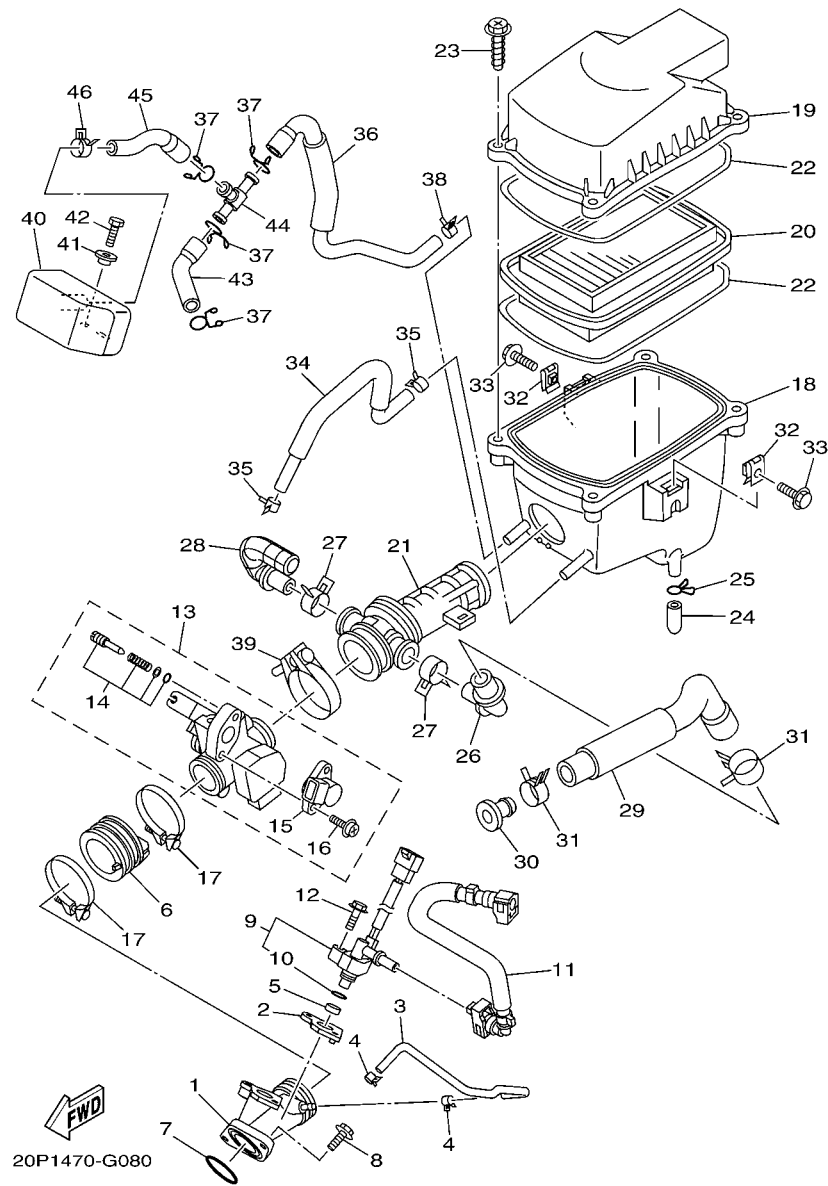


FIG. 8 ADMISION

INTAKE

| REF. N° | CODIGO N° PART NO. | DESCRIPCION DESCRIPTION | 54C6 | | | | OBSERVACIONES REMARKS |
|---------|--------------------|--|------|--|--|--|-----------------------|
| 1 | 38B-E3585-00 | MULTIPLE MANIFOLD | 1 | | | | |
| 2 | 38B-E3556-00 | EMPAQUE GASKET, MANIFOLD | 1 | | | | |
| 3 | 38B-E3542-00 | MANGUERA, DE VACIO 1 HOSE, VACUUM SENSING 1 | 1 | | | | |
| 4 | 90467-08808 | PRESILLA CLIP | 2 | | | | |
| 5 | 90430-09803 | JUNTA GASKET | 1 | | | | |
| 6 | 38B-E3586-00 | TOBERA DE CARBURADOR 1 JOINT, CARBURETOR 1 | 1 | | | | |
| 7 | 93210-32807 | ANILLO O O-RING | 1 | | | | |
| 8 | 95022-06020 | PERNO, DE BRIDA BOLT, FLANGE | 2 | | | | |
| 9 | 3C1-13770-10 | INYECTOR INJECTOR ASSY | 1 | | | | |
| 10 | 5CA-14147-00 | .ANILLO O .O-RING | 1 | | | | |
| 11 | 3C1-13971-00 | ANILLO DE ESPACIADOR PIPE, FUEL 1 | 1 | | | | |
| 12 | 95817-06030 | TORNILLO BOLT, FLANGE | 1 | | | | |
| 13 | 38B-E3750-00 | CAJA DE ACELERADOR COMPL. THROTTLE BODY ASSY | 1 | | | | |
| 14 | 5JW-14104-00 | .CJTO. TORNILLO DE AIRE .AIR SCREW SET | 1 | | | | |
| 15 | 2S5-1410H-00 | .SOLENOIDE VALVULA .FUEL CUT SOLENOID VALVE | 1 | | | | |
| 16 | 1S4-14216-00 | .TORNILLO .SCREW | 2 | | | | |
| 17 | 38B-E3575-00 | BANDA BAND | 2 | | | | |
| 18 | 20P-E4411-00 | CAJA FILTRO DEL AIRE 1 CASE, AIR CLEANER 1 | 1 | | | | |
| 19 | 20P-E4412-00 | TAPA CAJA DEL FILTRO 1 CAP, CLEANER CASE 1 | 1 | | | | |
| 20 | 20P-E4450-00 | ELEMENTO COMP.FILTRO DE AIRE ELEMENT ASSY, AIR CLEANER | 1 | | | | |
| 21 | 20P-E4453-00 | UNION DEL FILTRO DEL AIRE 1 JOINT, AIR CLEANER 1 | 1 | | | | |
| 22 | 3C1-E4452-00 | SELLO SEAL | 2 | | | | |
| 23 | 90163-05803 | TORNILLO ROSCA HEMBRA SCREW, TAPPING | 4 | | | | |
| 24 | 20P-E443E-00 | TUBO, DRENAJE PIPE, DRAIN | 1 | | | | |
| 25 | 90467-12800 | PRESILLA CLIP | 1 | | | | |
| 26 | 20P-E4485-00 | TUBO DE UNION PIPE, JOINT | 1 | | | | |
| 27 | 90467-20050 | PRESILLA CLIP | 2 | | | | |

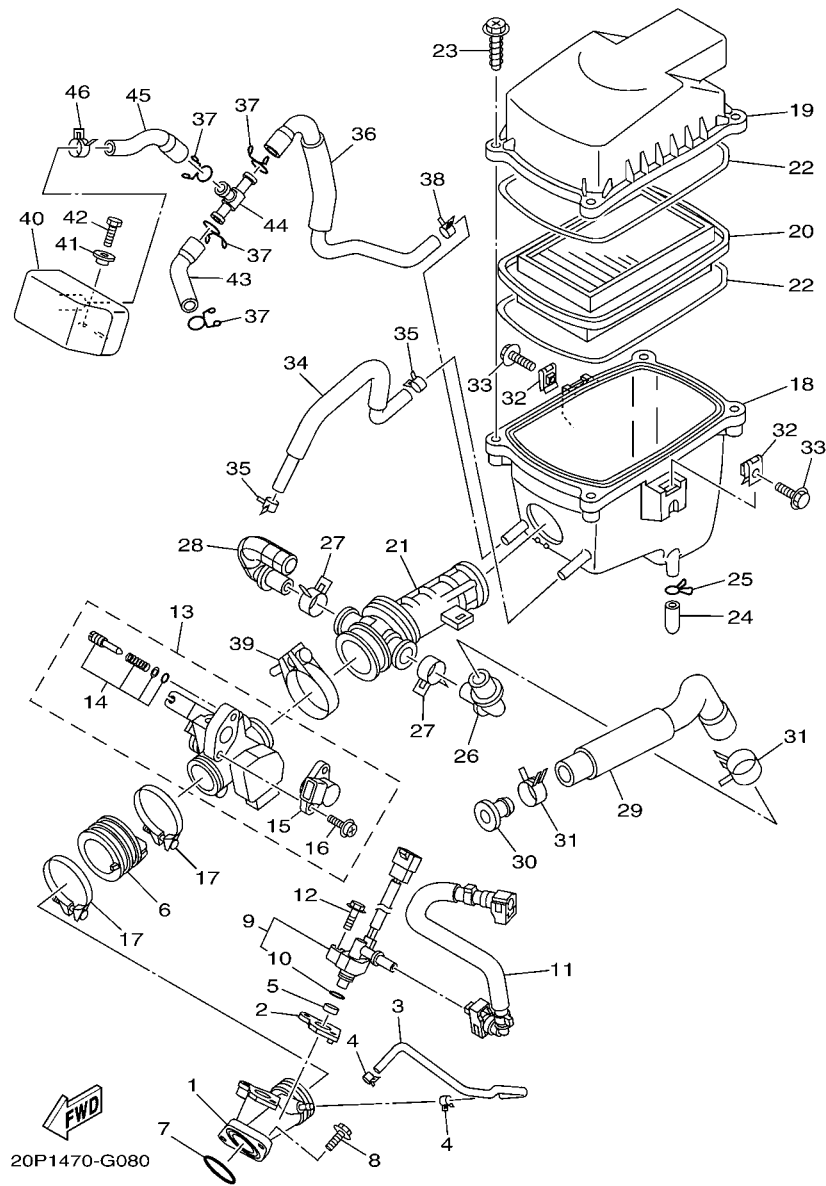
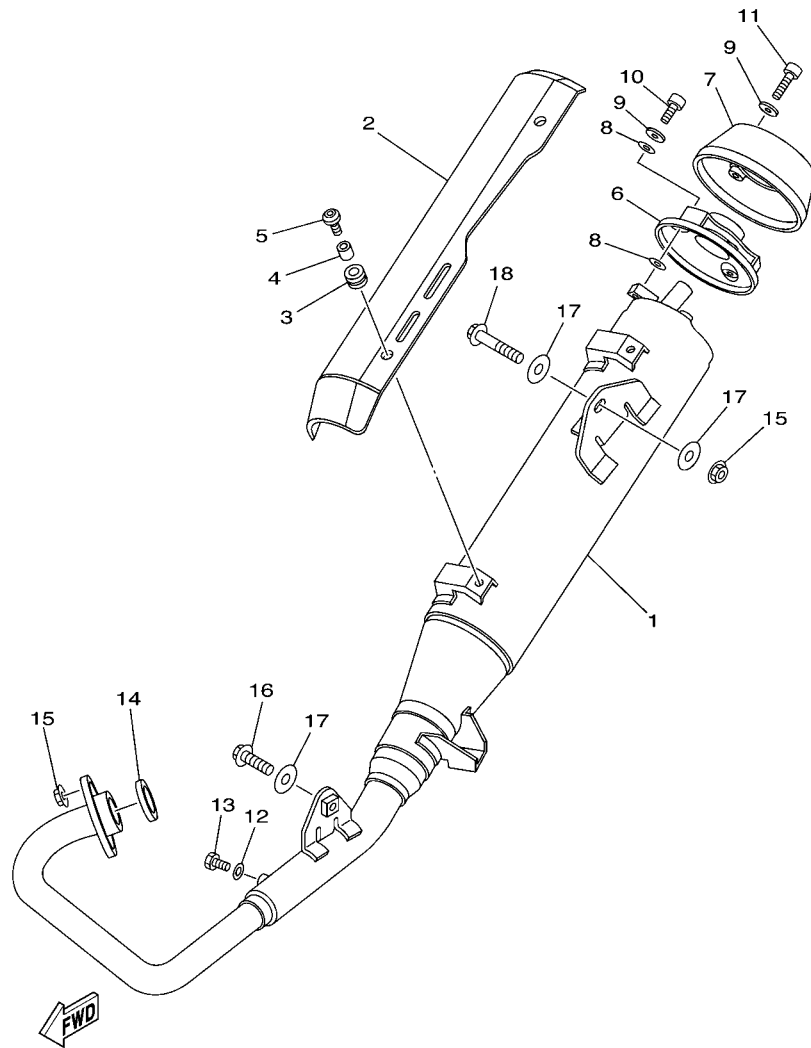


FIG. 8 ADMISION

INTAKE

| REF. N° | CODIGO N° PART NO. | DESCRIPCION DESCRIPTION | 54C6 | | | | OBSERVACIONES REMARKS |
|---------|--------------------|---|------|--|--|--|-----------------------|
| 28 | 20P-E4419-00 | TUBO PIPE | 1 | | | | |
| 29 | 20P-E441J-00 | TUBO PIPE, SILENCER | 1 | | | | |
| 30 | 90338-16008 | TAPON PLUG | 1 | | | | |
| 31 | 90467-23059 | PRESILLA CLIP | 2 | | | | |
| 32 | 90183-06802 | TUERCA DE RESORTE NUT, SPRING | 2 | | | | |
| 33 | 90119-06051 | TORNILLO CON ARANDELA BOLT, WITH WASHER | 2 | | | | |
| 34 | 20P-E1166-00 | TUBO RESPIRADERO 1 PIPE, BREATHER 1 | 1 | | | | |
| 35 | 90467-13816 | PRESILLA CLIP | 2 | | | | |
| 36 | 20P-E4882-00 | TUBO 2 HOSE, BEND 2 | 1 | | | | |
| 37 | 90467-15012 | PRESILLA CLIP | 4 | | | | |
| 38 | 90467-13802 | PRESILLA CLIP | 1 | | | | |
| 39 | 90450-39804 | BRIDA, MANGUERA HOSE CLAMP ASSY | 1 | | | | |
| 40 | 20P-E4877-00 | RESONATOR RESONATOR | 1 | | | | |
| 41 | 90387-068S1 | ESPACIADOR COLLAR | 2 | | | | |
| 42 | 97027-06014 | PERNO BOLT, HEXAGON | 2 | | | | |
| 43 | 20P-E4881-00 | TUBO 1 HOSE, BEND 1 | 1 | | | | |
| 44 | 90413-13800 | UNION WAY 3 | 1 | | | | |
| 45 | 20P-E4883-00 | TUBO 3 HOSE, BEND 3 | 1 | | | | |
| 46 | 90467-16805 | PRESILLA CLIP | 1 | | | | |

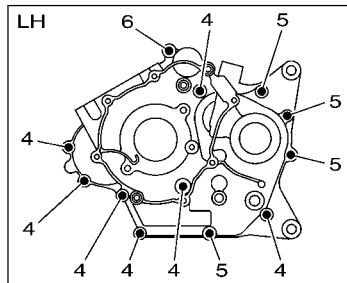
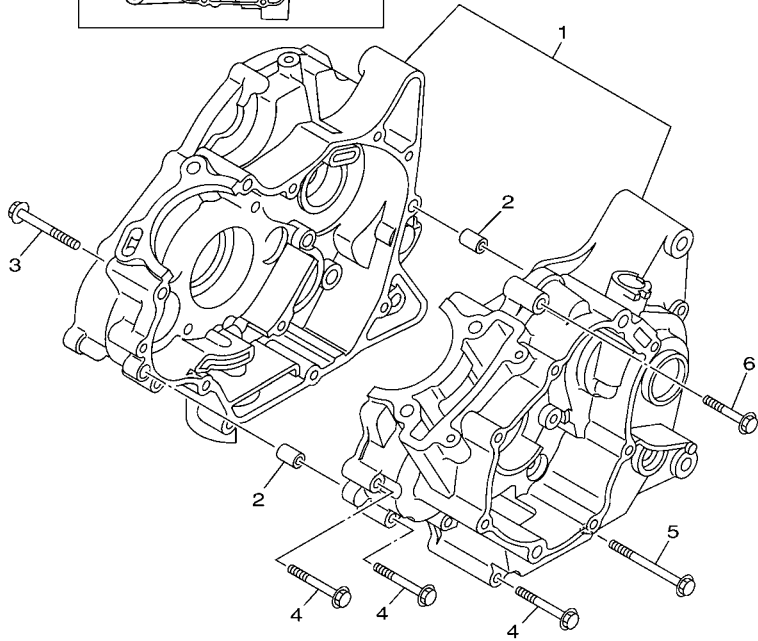
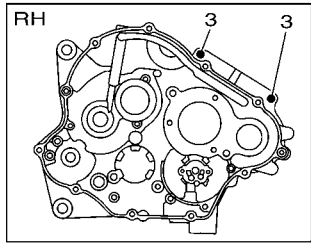


20P1470-G090

FIG. 9 DESCARGA

EXHAUST

| REF. Nº | CODIGO Nº PART NO. | DESCRIPCION DESCRIPTION | 54C6 | | | | OBSERVACIONES REMARKS |
|---------|--------------------|---|------|--|--|--|-----------------------|
| 1 | 38B-E4703-00 | SILENCIADOR COMPL. 1 MUFFLER COMP. 1 | 1 | | | | |
| 2 | 20P-E4728-00 | PROTECTOR DE SILENCIADOR PROTECTOR, MUFFLER 2 | 1 | | | | |
| 3 | 90480-12581 | TAPON GROMMET | 4 | | | | |
| 4 | 90387-06023 | ESPACIADOR COLLAR | 4 | | | | |
| 5 | 90111-06826 | TORNILLO BOLT, HEX. SOCKET BUTTON | 4 | | | | |
| 6 | 20P-E4629-00 | SOPORTE DE PROTECTOR STAY, PROTECTOR | 1 | | | | |
| 7 | 38B-E4799-00 | TAPA CAP | 1 | | | | |
| 8 | 5GM-14766-00 | ARANDELA DE PROTECTOR WASHER, PROTECTOR | 6 | | | | |
| 9 | 92990-06200 | ARANDELA PLANA WASHER, PLAIN | 6 | | | | |
| 10 | 91380-06012 | PERNO BOLT | 3 | | | | |
| 11 | 91380-06016 | PERNO BOLT | 3 | | | | |
| 12 | 92990-06600 | ARANDELA PLANA WASHER, PLATE | 1 | | | | |
| 13 | 97080-06008 | PERNO BOLT, HEX. | 1 | | | | |
| 14 | 21C-E4613-00 | JUNTA, TUBO DE ESCAPE GASKET, EXHAUST PIPE | 1 | | | | |
| 15 | 95707-08500 | TUERCA DE BRIDA NUT, FLANGE | 3 | | | | |
| 16 | 95817-08025 | TORNILLO BOLT, FLANGE | 1 | | | | |
| 17 | 90201-08612 | ARANDELA PLANA WASHER, PLATE | 3 | | | | |
| 18 | 95817-08040 | TORNILLO BOLT, FLANGE | 1 | | | | |
| | | | | | | | |
| | | | | | | | |
| | | | | | | | |
| | | | | | | | |



3C12460-G100

FIG. 10 CARTER

CRANKCASE

| REF. Nº | CODIGO Nº PART NO. | DESCRIPCION DESCRIPTION | 54C6 | | | | OBSERVACIONES REMARKS |
|---------|-----------------------|-----------------------------------|------|--|--|--|--------------------------|
| 1 | 38B-E5150-00 | CARTER COMPLETO CRANKCASE ASSY | 1 | | | | |
| 2 | 91810-14809 | PASADOR DE CLAVIJA PIN, DOWEL | 2 | | | | |
| 3 | 95022-06055 | PERNO, DE BRIDA BOLT, FLANGE | 2 | | | | |
| 4 | 95022-06045 | PERNO, DE BRIDA BOLT, FLANGE | 7 | | | | |
| 5 | 95022-06070 | PERNO, DE BRIDA BOLT, FLANGE | 4 | | | | |
| 6 | 95022-06040 | PERNO, DE BRIDA BOLT, FLANGE | 1 | | | | |
| ----- | | | | | | | |
| ----- | | | | | | | |
| ----- | | | | | | | |
| ----- | | | | | | | |
| ----- | | | | | | | |
| ----- | | | | | | | |
| ----- | | | | | | | |
| ----- | | | | | | | |

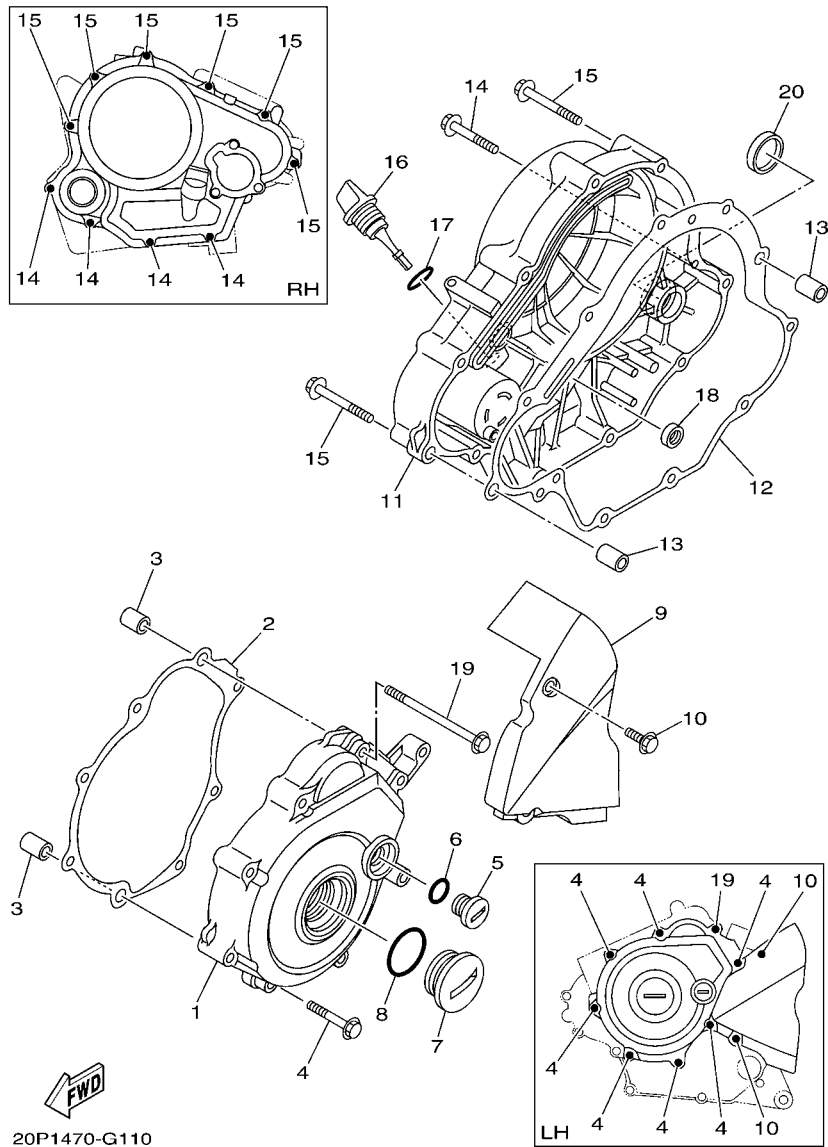
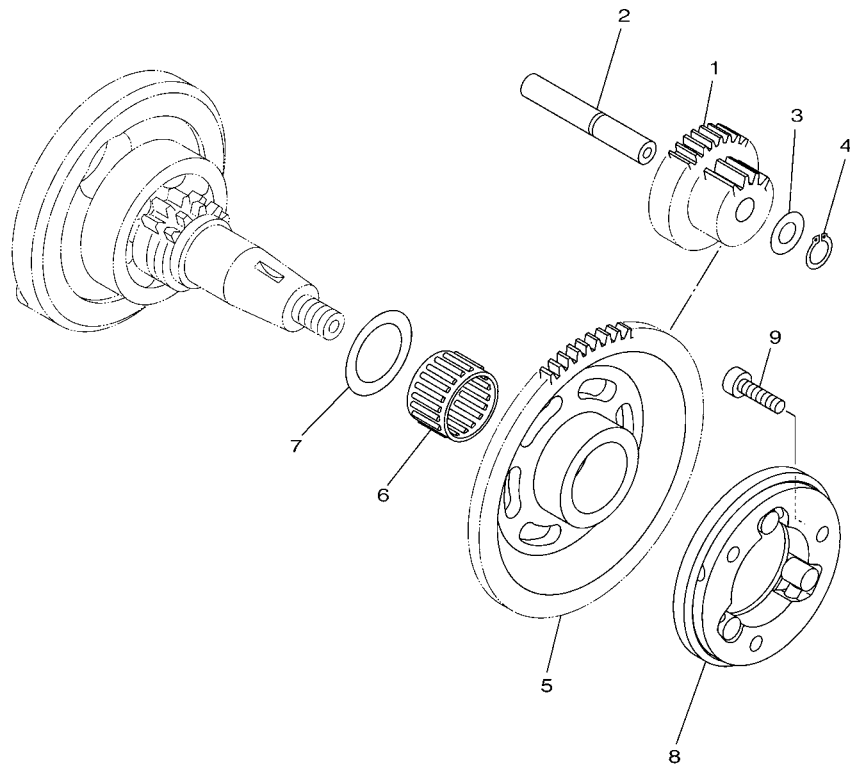


FIG. 11 CUBIERTA DE CARTER 1

CRANKCASE COVER 1

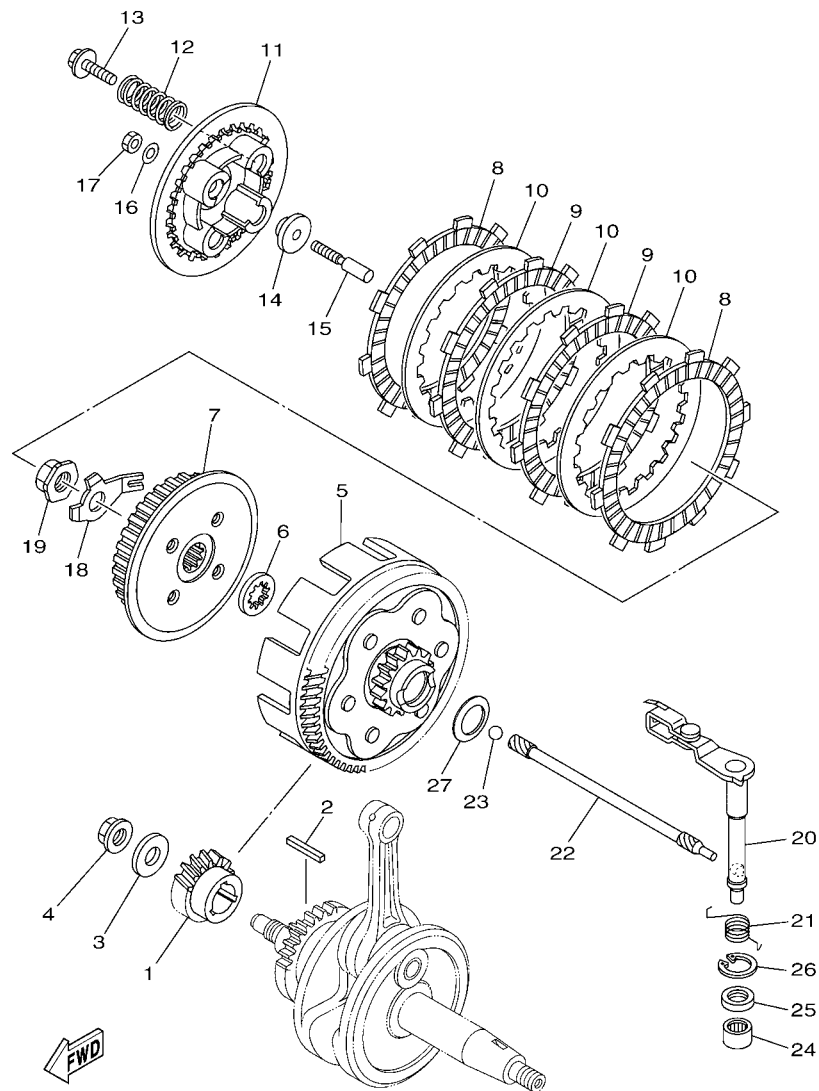
| REF. Nº | CODIGO Nº PART NO. | DESCRIPCION DESCRIPTION | 54C6 | | | | OBSERVACIONES REMARKS |
|---------|-----------------------|--|------|--|--|--|--------------------------|
| 1 | 38B-E5411-00 | CUBIERTA DE CARTER 1 COVER, CRANKCASE 1 | 1 | | | | |
| 2 | 1CK-E5451-00 | EMPAQ DE CUBIERTA DE CARTER GASKET, CRANKCASE COVER 1 | 1 | | | | |
| 3 | 91810-14809 | PASADOR DE CLAVIJA PIN, DOWEL | 2 | | | | |
| 4 | 95022-06040 | PERNO, DE BRIDA BOLT, FLANGE | 7 | | | | |
| 5 | 90340-14824 | TORNILLO, DE DRENAJE PLUG, STRAIGHT SCREW | 1 | | | | |
| 6 | 93210-14812 | ANILLO O O-RING | 1 | | | | |
| 7 | 90340-32823 | TORNILLO, DE DRENAJE PLUG, STRAIGHT SCREW | 1 | | | | |
| 8 | 93210-32813 | ANILLO O O-RING | 1 | | | | |
| 9 | 38B-E5418-00 | CUBIERTA CAJA DE CADENA COVER, CHAIN CASE | 1 | | | | |
| 10 | 95022-06016 | PERNO, DE BRIDA BOLT, FLANGE | 2 | | | | |
| 11 | 1CK-E5421-00 | TAPA DE CARTER DERECHA COVER, CRANKCASE 2 | 1 | | | | |
| 12 | 1CK-E5461-00 | JUNTA TAPA CARTER DERECHO 2 GASKET, CRANKCASE COVER 2 | 1 | | | | |
| 13 | 91810-14809 | PASADOR DE CLAVIJA PIN, DOWEL | 2 | | | | |
| 14 | 95022-06040 | PERNO, DE BRIDA BOLT, FLANGE | 4 | | | | |
| 15 | 95022-06050 | PERNO, DE BRIDA BOLT, FLANGE | 6 | | | | |
| 16 | 38B-E5362-00 | TAPÓN DEL NIVEL DE ACEITE PLUG, OIL LEVEL | 1 | | | | |
| 17 | 93210-19809 | ANILLO O O-RING | 1 | | | | |
| 18 | 93101-10805 | SELLO ACEITE OIL SEAL | 1 | | | | |
| 19 | 95022-06090 | PERNO, DE BRIDA BOLT, FLANGE | 1 | | | | |
| | | | | | | | |
| | | | | | | | |
| | | | | | | | |
| | | | | | | | |

FIG. 12 EMBRAGUE DEL ARRANQUE STARTER CLUTCH




38B1470-H120

| REF. N° | CODIGO N° PART NO. | DESCRIPCION DESCRIPTION | 54C6 | | | OBSERVACIONES REMARKS |
|---------|--------------------|--|------|--|--|-----------------------|
| 1 | 1CK-E5514-00 | ENGRANAJE 2 GEAR 2 | 1 | | | |
| 2 | 38B-E5521-00 | EJE 1 SHAFT 1 | 1 | | | |
| 3 | 90201-105E8 | ARANDELA PLANA WASHER, PLATE | 1 | | | |
| 4 | 99009-10400 | PRESILLA REDONDA CIRCLIP | 1 | | | |
| 5 | 38B-E5524-10 | RUEDA DE ARRANQUE WHEEL, STARTER | 1 | | | |
| 6 | 93310-325X3 | COJINETE DE RODILLOS BEARING | 1 | | | |
| 7 | 90201-25290 | ARANDELA PLANA WASHER, PLATE | 1 | | | |
| 8 | 54B-E5580-00 | ENSAMBLE EXT. EMBRAGUE ARRANQUE STARTER CLUTCH OUTER ASSY | 1 | | | |
| 9 | 91317-06020 | PERNO BOLT | 3 | | | |
| ----- | | | | | | |
| ----- | | | | | | |
| ----- | | | | | | |
| ----- | | | | | | |
| ----- | | | | | | |
| ----- | | | | | | |
| ----- | | | | | | |
| ----- | | | | | | |
| ----- | | | | | | |
| ----- | | | | | | |

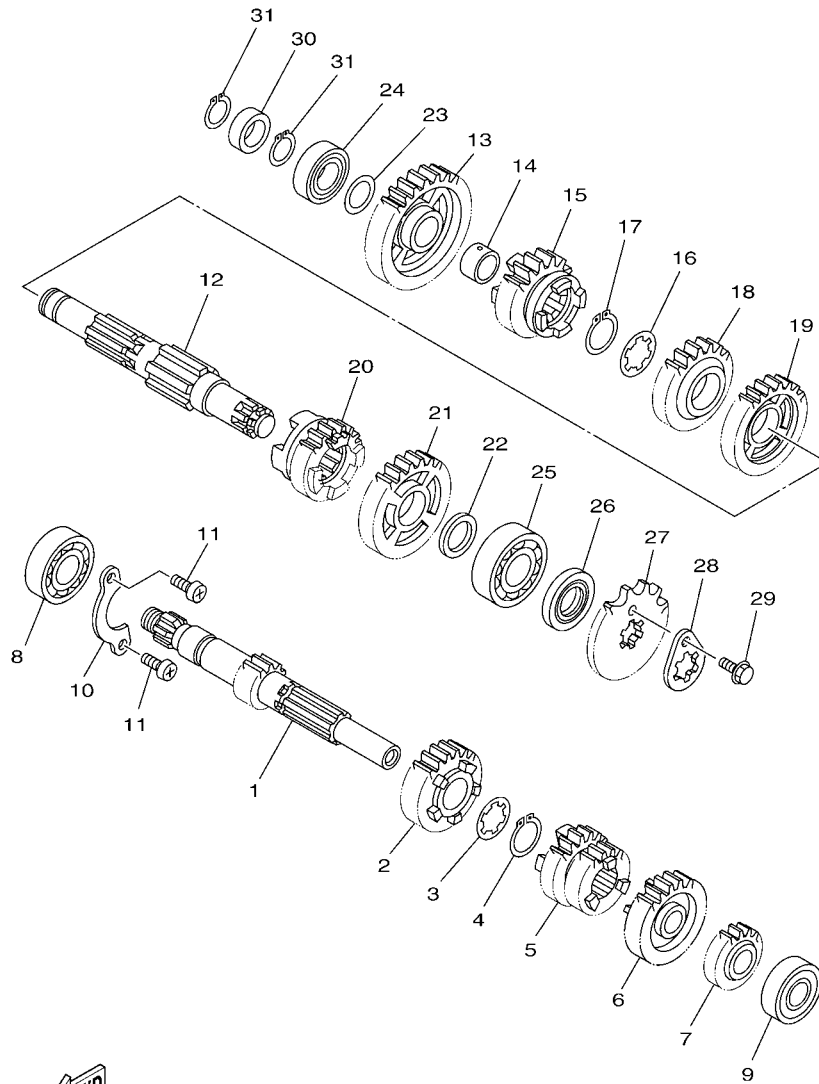


38B1470-H130

FIG. 13 EMBRAGUE

CLUTCH

| REF. Nº | CODIGO Nº PART NO. | DESCRIPCION DESCRIPTION | 54C6 | | | | OBSERVACIONES REMARKS |
|---------|--------------------|--|------|--|--|--|-----------------------|
| 1 | 38B-E6111-00 | ENGRANAJE TRACC.PRIMARIA GEAR, PRIMARY DRIVE | 1 | | | | |
| 2 | 38B-E6193-00 | CHAVETA DE AGUJA KEY, FEATHER | 1 | | | | |
| 3 | 90201-12019 | ARANDELA PLANA WASHER, PLATE | 1 | | | | |
| 4 | 90179-12802 | TUERCA NUT | 1 | | | | |
| 5 | 1CK-E6150-00 | CAMPANA DE EMBRAGUE PRIMARY DRIVEN GEAR COMP. | 1 | | | | |
| 6 | 21C-E6154-00 | ARANDELA, DE EMPUJE 1 PLATE, THRUST 1 | 1 | | | | |
| 7 | 21C-E6371-00 | CUBO, DE EMBRAGUE BOSS, CLUTCH | 1 | | | | |
| 8 | 54B-E6321-00 | PLACA DE FRICCION PLATE, FRICTION | 2 | | | | |
| 9 | 21C-E6331-00 | DISCO, DE FRICCION 2 PLATE, FRICTION 2 | 2 | | | | |
| 10 | 21C-E6324-00 | PLACA DE EMBRAGUE PLATE, CLUTCH 1 | 3 | | | | |
| 11 | 54B-E6351-00 | PLATO DE PRESION PLATE, PRESSURE 1 | 1 | | | | |
| 12 | 21C-E6333-00 | RESORTE DE EMBRAGUE 1 SPRING, CLUTCH 1 | 4 | | | | |
| 13 | 21C-E6337-00 | TORNILLO DE RESORTE SCREW, SPRING | 4 | | | | |
| 14 | 21C-E6358-00 | PLACA DE EMPUJE PLATE, PUSH | 1 | | | | |
| 15 | 21C-E6356-01 | VARILLA DE EMPUJE 1 ROD, PUSH 1 | 1 | | | | |
| 16 | 54B-E6144-00 | ARANDELA WASHER | 1 | | | | |
| 17 | 3C1-E6344-00 | TUERCA DE AJUSTE NUT, ADJUSTING | 1 | | | | |
| 18 | 21C-E6135-10 | ARANDELA DE CIERRE WASHER, LOCK | 1 | | | | |
| 19 | 90179-14001 | TUERCA NUT | 1 | | | | |
| 20 | 38B-E6380-01 | LEVA DE EMPUJE COMPLETA PUSH LEVER ASSY | 1 | | | | |
| 21 | 1CK-E6345-00 | RESORTE DE RETORNO SPRING, RETURN | 1 | | | | |
| 22 | 38B-E6357-01 | VARILLA DE EMPUJE 2 ROD, PUSH 2 | 1 | | | | |
| 23 | 93505-16844 | BOLA BALL | 1 | | | | |
| 24 | 93315-112Y9 | COJINETE DE RODILLOS BEARING | 1 | | | | |
| 25 | 93102-12877 | SELLO ACEITE OIL SEAL | 1 | | | | |
| 26 | 99009-20500 | PRESILLA REDONDA CIRCLIP | 1 | | | | |
| 27 | 90208-20003 | ARANDELA DE RESORTE CONICO WASHER, CONICAL SPRING | 1 | | | | |

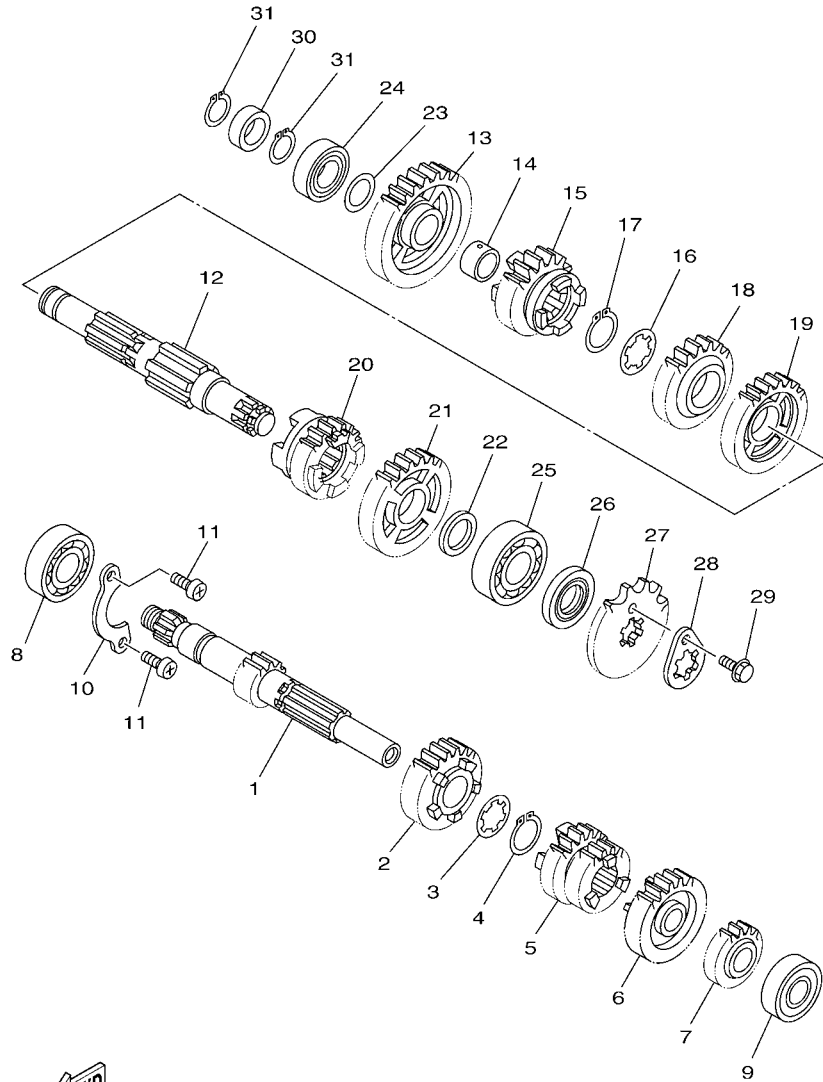


38B1470-H140

FIG. 14 TRANSMISION

TRANSMISION

| REF. Nº | CODIGO Nº PART NO. | DESCRIPCION DESCRIPTION | 54C6 | | | | OBSERVACIONES REMARKS |
|---------|--------------------|--|------|--|--|--|-----------------------|
| 1 | 38B-E7411-01 | EJE PRIMARIO (12T) AXLE, MAIN (12T) | 1 | | | | |
| 2 | 38B-E7151-00 | ENGRANAJE PINON DE 5TA (21T) GEAR, 5TH PINION (21T) | 1 | | | | |
| 3 | 90209-17285 | ARANDELA DE SEPARACION WASHER | 1 | | | | |
| 4 | 93410-20809 | SEGURO CIRCLIP | 1 | | | | |
| 5 | 38B-E7131-00 | ENGRANAJE PINON DE 3RA(22/21T) GEAR, 3RD PINION (22T/21T) | 1 | | | | |
| 6 | 38B-E7161-00 | ENGRANAJE PINON 6TA (25T) GEAR, 6TH PINION (25T) | 1 | | | | |
| 7 | 38B-E7121-00 | ENGRANAJE DE PINON DE 2DA(16T) GEAR, 2ND PINION (16T) | 1 | | | | |
| 8 | 93306-004XX | COJINETE BEARING | 1 | | | | |
| 9 | 93306-202YE | COJINETE BEARING | 1 | | | | |
| 10 | 38B-E7471-00 | PLACA, DE CUBIERTA PLATE, COVER | 1 | | | | |
| 11 | 98517-06012 | TORNILLO DE CABEZA CON PLANA SCREW, PAN HEAD | 2 | | | | |
| 12 | 1CK-E7402-00 | EJE DE TRACCION COMPLETO DRIVE AXLE ASSY | 1 | | | | |
| 13 | 38B-E7211-00 | ENGRANAJE RUEDA DE 1 RA (34T) GEAR, 1ST WHEEL (34T) | 1 | | | | |
| 14 | 38B-E7258-00 | COLLAR 1 COLLAR 1 | 1 | | | | |
| 15 | 38B-E7251-00 | ENGRANAJE RUEDA DE 5TA (22T) GEAR, 5TH WHEEL (22T) | 1 | | | | |
| 16 | 90209-18208 | ARANDELA DE SEPARACION WASHER | 1 | | | | |
| 17 | 93410-22039 | SEGURO CIRCLIP | 1 | | | | |
| 18 | 38B-E7241-00 | ENGRANAJE DE RUEDA 4TA (24T) GEAR, 4TH WHEEL (24T) | 1 | | | | |
| 19 | 38B-E7231-00 | ENGRANAJE RUEDA DE 3RA (30T) GEAR, 3RD WHEEL (30T) | 1 | | | | |
| 20 | 38B-E7261-00 | ENGRANAJE RUEDA DE 6TA (21T) GEAR, 6TH WHEEL (21T) | 1 | | | | |
| 21 | 38B-E7221-00 | ENGRANAJE RUEDA DE 2DA (30T) GEAR, 2ND WHEEL (30T) | 1 | | | | |
| 22 | 90201-20814 | ARANDELA PLANA WASHER, PLATE | 1 | | | | |
| 23 | 90201-173F4 | ARANDELA PLANA WASHER, PLATE | 1 | | | | |
| 24 | 93306-003YN | COJINETE BEARING | 1 | | | | |
| 25 | 93306-204Y6 | COJINETE BEARING | 1 | | | | |
| 26 | 93102-20806 | SELLO ACEITE OIL SEAL | 1 | | | | |
| 27 | 93822-14800 | CORONA (14T) SPROCKET, DRIVE (14T) | 1 | | | | |



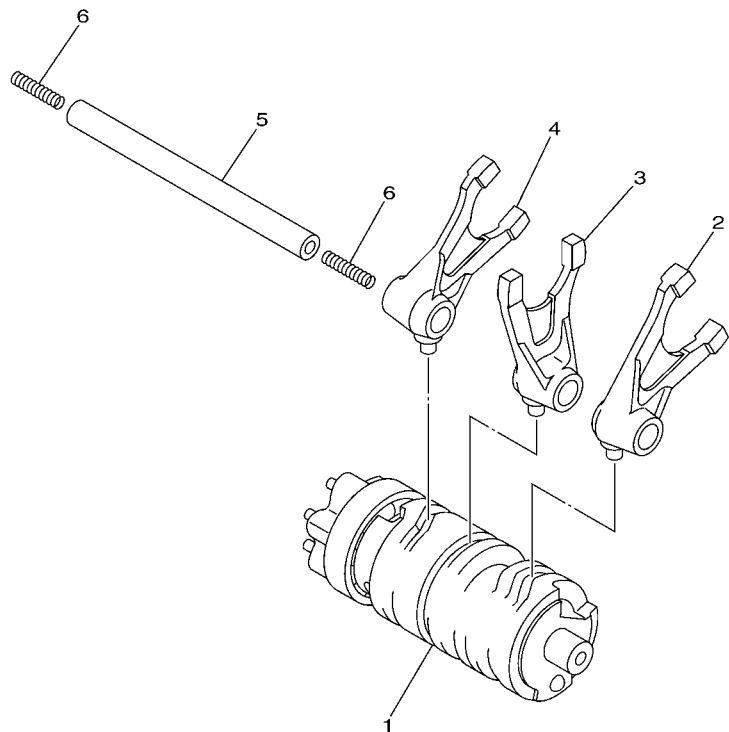

 38B1470-H140

FIG. 14 TRANSMISION

TRANSMISION

| REF. Nº | CODIGO Nº PART NO. | DESCRIPCION DESCRIPTION | 54C6 | | | | OBSERVACIONES REMARKS |
|---------|--------------------|---------------------------------------|------|--|--|--|-----------------------|
| 28 | 4LS-E7456-00 | SOPORTE DE CORONA HOLDER, SPROCKET | 1 | | | | |
| 29 | 95027-06010 | PERNO, DE BRIDA BOLT, FLANGE | 1 | | | | |
| ----- | | | | | | | |
| ----- | | | | | | | |
| ----- | | | | | | | |
| ----- | | | | | | | |
| ----- | | | | | | | |
| ----- | | | | | | | |
| ----- | | | | | | | |
| ----- | | | | | | | |
| ----- | | | | | | | |
| ----- | | | | | | | |

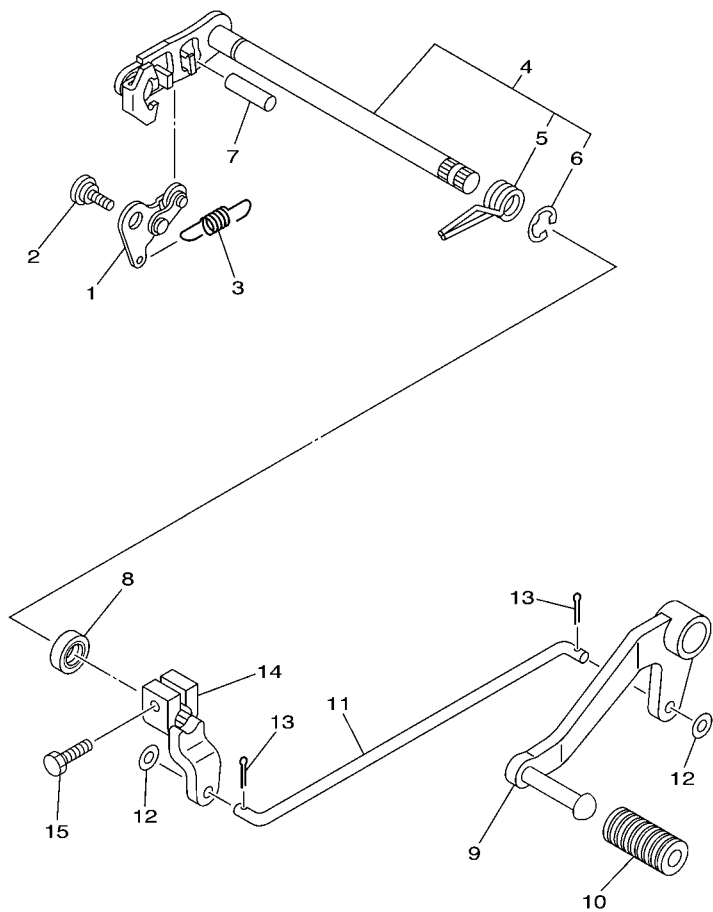
FIG. 15 LEVA DE CAMBIO & HORQUILLA SHIFT CAM & FORK



| REF. N° | CODIGO N° PART NO. | DESCRIPCION DESCRIPTION | 54C6 | | | | OBSERVACIONES REMARKS |
|---------|--------------------|---|------|--|--|--|-----------------------|
| 1 | 1CK-E8540-00 | LEVA DEL CAMBIO COMPLETA SHIFT CAM ASSY | 1 | | | | |
| 2 | 38B-E8511-00 | HORQUILLA DEL CAMBIO 1 FORK, SHIFT 1 | 1 | | | | |
| 3 | 38B-E8512-00 | HORQUILLA DEL CAMBIO 2 FORK, SHIFT 2 | 1 | | | | |
| 4 | 38B-E8513-00 | HORQUILLA DEL CAMBIO 3 FORK, SHIFT 3 | 1 | | | | |
| 5 | 38B-E8531-00 | BARRA GUIA HORQ. CAMBIO 1 BAR, SHIFT FORK GUIDE 1 | 1 | | | | |
| 6 | 90501-06800 | RESORTE DE COMPRESION SPRING, COMPRESSION | 2 | | | | |



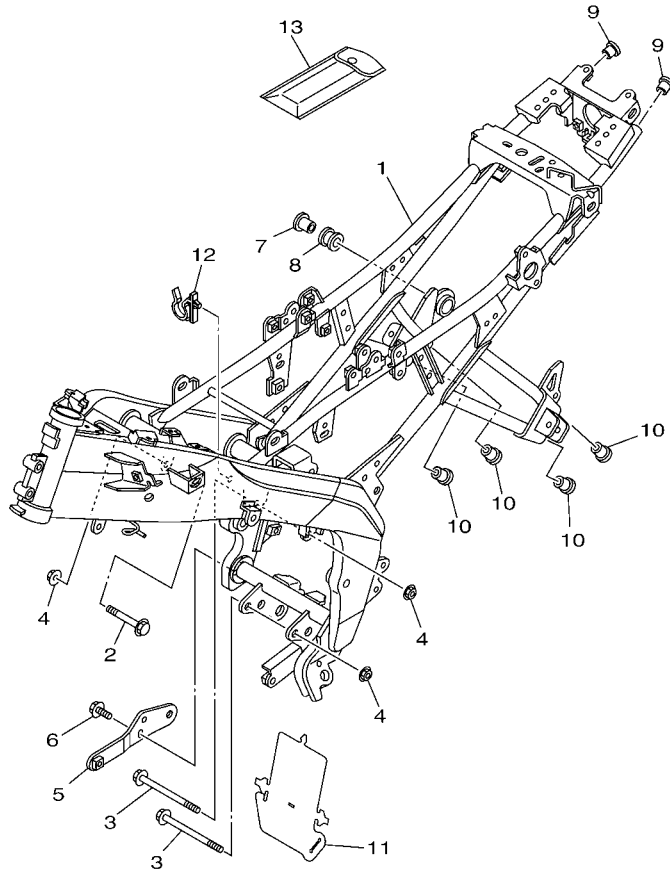
3C11460-F160



20P1470-G160

FIG. 16 EJE DE CAMBIO & PEDAL SHIFT SHAFT

| REF. N° | CODIGO N° PART NO. | DESCRIPCION DESCRIPTION | 54C6 | | | | OBSERVACIONES REMARKS |
|---------|--------------------|--|------|--|--|--|-----------------------|
| 1 | 21C-E8140-00 | PALANCA DE TOPE COMPLETA STOPPER LEVER ASSY | 1 | | | | |
| 2 | 90109-06259 | PERNO BOLT | 1 | | | | |
| 3 | 38B-E8337-00 | RESORTE SPRING | 1 | | | | |
| 4 | 38B-E8101-00 | EJE SELECTOR COMPLETO SHIFT SHAFT ASSY | 1 | | | | |
| 5 | 90508-32837 | .RESORTE DE TORSION .SPRING, TORSION | 1 | | | | |
| 6 | 99001-10600 | .PRESILLA REDONDA .CIRCLIP | 1 | | | | |
| 7 | 93608-30839 | PASADOR DE CLAVIJA PIN, DOWEL | 1 | | | | |
| 8 | 93102-12809 | SELLO ACEITE OIL SEAL | 1 | | | | |
| 9 | 20P-E8111-00 | PEDAL DEL CAMBIO PEDAL, SHIFT | 1 | | | | |
| 10 | 20P-E8113-00 | FUNDA DEL PEDAL DEL CAMBIO COVER, SHIFT PEDAL | 1 | | | | |
| 11 | 20P-E8115-00 | VARILLA DEL CAMBIO ROD, SHIFT | 1 | | | | |
| 12 | 92907-06200 | ARANDELA WASHER | 2 | | | | |
| 13 | 91401-20012 | CHAVETA PIN, COTTER | 2 | | | | |
| 14 | 20P-E8112-00 | BRAZO DEL CAMBIO ARM, SHIFT | 1 | | | | |
| 15 | 97024-06020 | PERNO BOLT | 1 | | | | |



38B1200-H170

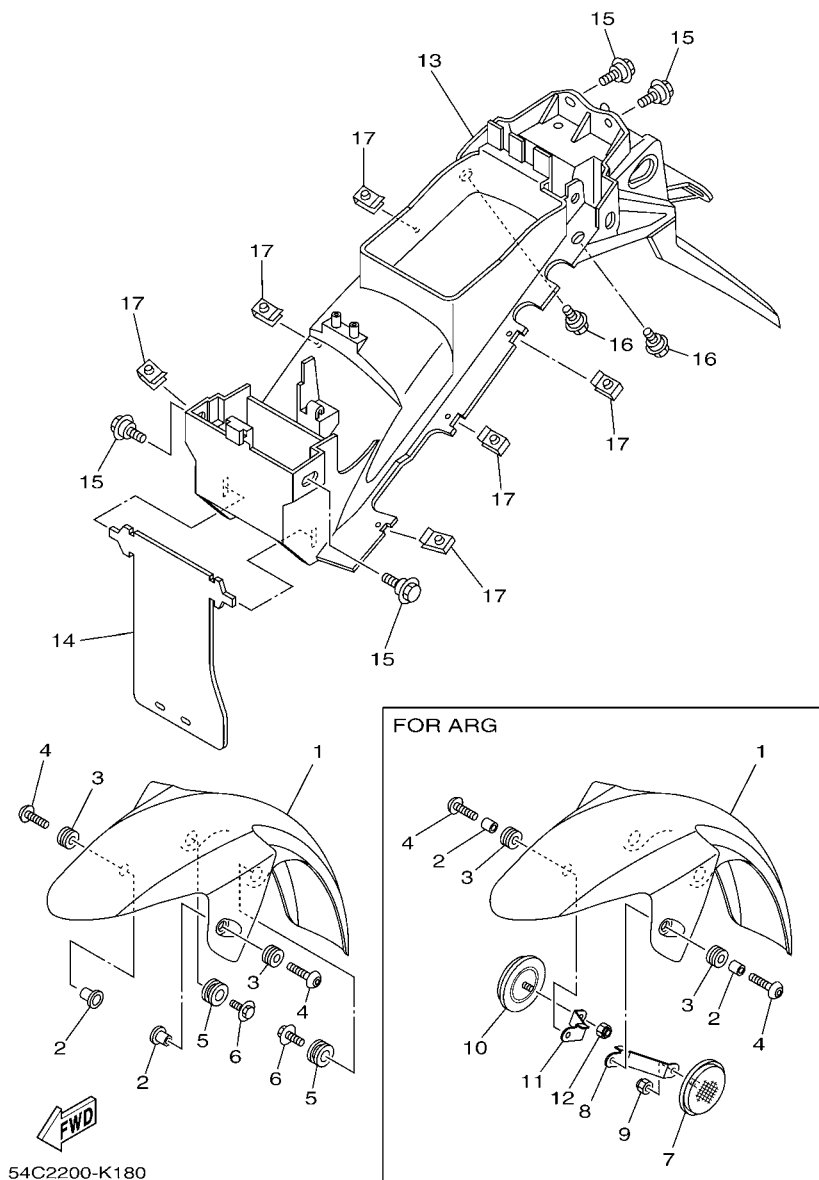
FIG. 17 CUADRO

FRAME

| REF. Nº | CODIGO Nº PART NO. | DESCRIPCION DESCRIPTION | 54C6 | | | | OBSERVACIONES REMARKS |
|---------|--------------------|--|------|--|--|--|-----------------------|
| 1 | 38B-F1110-00 | ARMAZON COMPLETO FRAME COMP. | 1 | | | | |
| 2 | 90105-10323 | TORNILLO BOLT, FLANGE | 1 | | | | |
| 3 | 90105-10857 | TORNILLO BOLT, FLANGE | 2 | | | | |
| 4 | 90179-10811 | TUERCA NUT | 3 | | | | |
| 5 | 20P-F8284-00 | MENSULA INFERIOR BRACKET, UNDER | 1 | | | | |
| 6 | 95817-08016 | TORNILLO BOLT, FLANGE | 2 | | | | |
| 7 | 90387-08812 | ESPACIADOR COLLAR | 1 | | | | |
| 8 | 20P-E4747-00 | AMORTIGUADOR DE SILENCIADOR DAMPER, MUFFLER | 1 | | | | |
| 9 | 90338-18122 | TAPON PLUG | 2 | | | | |
| 10 | 90338-16148 | TAPON PLUG | 4 | | | | |
| 11 | 20P-F2327-00 | GUARDAFANGO 1 MUD GUARD 1 | 1 | | | | |
| 12 | 20P-F1338-00 | GRAMPA CLAMP | 1 | | | | |
| 13 | 20P-F8100-00 | JUEGO DE HERRAMIENTAS TOOL KIT | 1 | | | | |
| | | | | | | | |
| | | | | | | | |
| | | | | | | | |
| | | | | | | | |

FIG. 18 GUARDABARRO

FENDER



| REF. Nº | CODIGO Nº PART NO. | DESCRIPCION DESCRIPTION | 54C6 | | | OBSERVACIONES REMARKS |
|---------|--------------------|---|------|--|--|--------------------------------|
| 1 | 20P-F1511-00-P0 | GUARDABARRO DELANTERO FENDER, FRONT | 1 | | | UR PARA DPBMY UR PARA DPBMY |
| | 20P-F1511-00-P1 | GUARDABARRO DELANTERO FENDER, FRONT | 1 | | | UR PARA SMX UR PARA SMX |
| | 20P-F1511-00-P3 | GUARDABARRO DELANTERO FENDER, FRONT | 1 | | | UR PARA RYC1 UR PARA RYC1 |
| 2 | 90387-067V1 | ESPACIADOR COLLAR | 2 | | | |
| | 90387-068C8 | ESPACIADOR COLLAR | 2 | | | |
| 3 | 90480-12805 | TAPON GROMMET | 2 | | | |
| 4 | 90111-06117 | TORNILLO BOLT, HEX. SOCKET BUTTON | 2 | | | |
| 5 | 90480-18859 | TAPON GROMMET | 2 | | | |
| 6 | 90119-06233 | TORNILLO CON ARANDELA BOLT, WITH WASHER | 2 | | | |
| 7 | 4AG-85111-00 | REFLECTOR, 1 REFLECTOR, 1 | 1 | | | |
| 8 | 54C-F113J-00 | SOPORTE, REFLECTOR 1 BRACKET, REFLECTOR 1 | 1 | | | |
| 9 | 95607-06100 | TUERCA AUTOBLOCANTE NUT, U | 1 | | | |
| 10 | 4AG-85111-00 | REFLECTOR, 1 REFLECTOR, 1 | 1 | | | |
| 11 | 54C-F113K-00 | SOPORTE, REFLECTOR 2 BRACKET, REFLECTOR 2 | 1 | | | |
| 12 | 95607-06100 | TUERCA AUTOBLOCANTE NUT, U | 1 | | | |
| 13 | 20P-F1611-00 | GUARDABARRO TRASERO FENDER, REAR | 1 | | | |
| 14 | 20P-F1621-00 | CHARNELA FLAP | 1 | | | |
| 15 | 90109-063F1 | PERNO BOLT | 4 | | | |
| 16 | 90109-06183 | PERNO BOLT | 2 | | | |
| 17 | 90183-05818 | TUERCA DE RESORTE NUT, SPRING | 2 | | | |

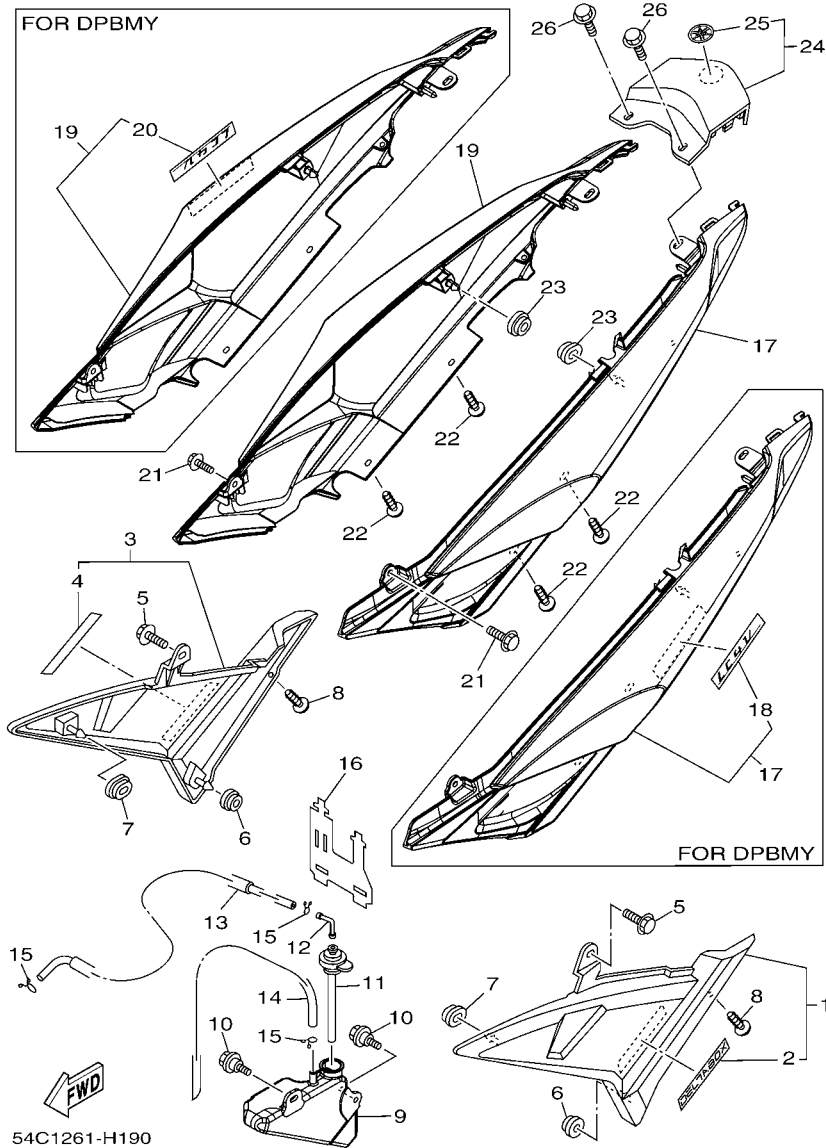


FIG. 19 CUBIERTA LATERAL

SIDE COVER

| REF. Nº | CODIGO Nº PART NO. | DESCRIPCION DESCRIPTION | 54C6 | | | OBSERVACIONES REMARKS |
|---------|--------------------|---|------|--|--|--------------------------------|
| 1 | 20P-XF171-00 | JUEGO DE GRAFICOS 1 COVER, SIDE 1 | 1 | | | |
| 2 | 20P-XF172-00 | TAPA LTERAL 2 COVER, SIDE 2 | 1 | | | |
| 3 | 90119-06044 | TORNILLO CON ARANDELA BOLT, WITH WASHER | 2 | | | |
| 4 | 90480-13567 | TAPON GROMMET | 2 | | | |
| 5 | 90480-01558 | TAPON GROMMET | 2 | | | |
| 6 | 97707-50014 | TORNILLO SCREW, TRUSS HEAD TAPPING | 2 | | | |
| 7 | 20P-F1871-00 | TANQUE DE RECUPERACION TANK, RECOVERY | 1 | | | |
| 8 | 90109-06183 | PERNO BOLT | 2 | | | |
| 9 | 20P-F1875-00 | TAPA CAP | 1 | | | |
| 10 | 20P-F1828-00 | CODO ELBOW | 1 | | | |
| 11 | 90445-08831 | TUBO HOSE | 1 | | | |
| 12 | 90445-08832 | TUBO HOSE | 1 | | | |
| 13 | 90467-08003 | PRESILLA CLIP | 3 | | | |
| 14 | 20P-F1823-00 | GRAMPA DE MANGUERA CLAMP, HOSE | 1 | | | |
| 15 | 20P-XF173-00-P0 | TAPA LATERAL 3 COVER, SIDE 3 | 1 | | | UR PARA DPBMY UR PARA DPBMY |
| | 20P-F1731-00-P1 | TAPA LATERAL 3 COVER, SIDE 3 | 1 | | | UR PARA SMX UR PARA SMX |
| | 20P-F1731-00-P3 | TAPA LATERAL 3 COVER, SIDE 3 | 1 | | | UR PARA RYC1 UR PARA RYC1 |
| 16 | 20P-XF174-00-P0 | CUBIERTA LATERAL 4 COVER, SIDE 4 | 1 | | | UR PARA DPBMY UR PARA DPBMY |
| | 20P-F1741-00-P1 | TAPA LATERAL 4 COVER, SIDE 4 | 1 | | | UR PARA SMX UR PARA SMX |
| | 20P-F1741-00-P3 | TAPA LATERAL 4 COVER, SIDE 4 | 1 | | | UR PARA RYC1 UR PARA RYC1 |
| 17 | 90119-06044 | TORNILLO CON ARANDELA BOLT, WITH WASHER | 2 | | | |
| 18 | 97707-50014 | TORNILLO SCREW, TRUSS HEAD TAPPING | 4 | | | |
| 19 | 90480-01558 | TAPON GROMMET | 2 | | | |
| 20 | 20P-XF171-00-P0 | CUBIERTA LATERAL 5 COVER, SIDE 5 | 1 | | | UR PARA DPBMY UR PARA DPBMY |
| | 20P-XF171-00-P1 | CUBIERTA LATERAL 5 COVER, SIDE 5 | 1 | | | UR PARA SMX UR PARA SMX |
| 21 | 20P-F836B-00 | .MARCA .TUNING FORK MARK | 1 | | | |
| 22 | 20P-XF171-40-P3 | CUBIERTA LATERAL 5 COVER, SIDE 5 | 1 | | | UR PARA RYC1 UR PARA RYC1 |

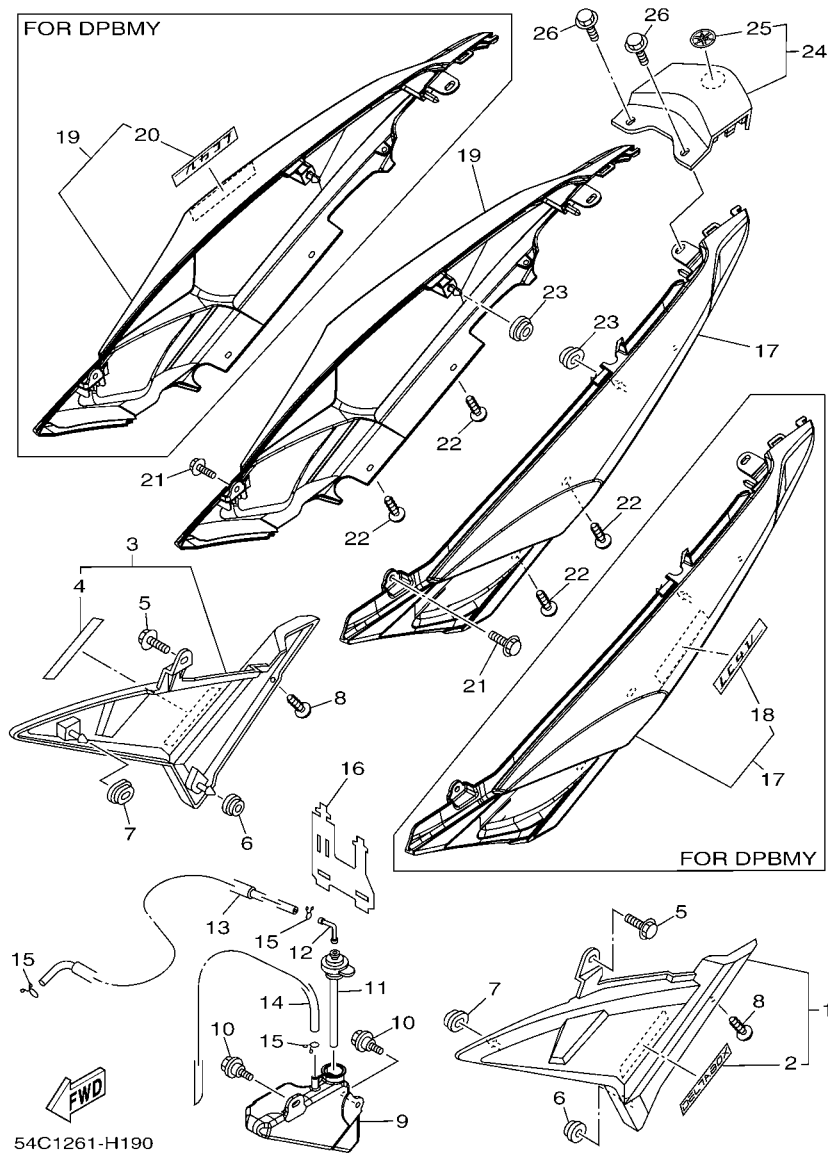


FIG. 19 CUBIERTA LATERAL

SIDE COVER

| REF. Nº | CODIGO Nº PART NO. | DESCRIPCION DESCRIPTION | 54C6 | | | OBSERVACIONES REMARKS |
|---------|--------------------|--|------|--|--|--|
| 23 | 20P-F836B-00 | .MARCA .TUNING FORK MARK | 1 | | | |
| 24 | 90119-06044 | TORNILLO CON ARANDELA BOLT, WITH WASHER | 2 | | | |
| 25 | 20P-F173E-00 | .GRAFICO, 1 .GRAPHIC 1 | 2 | | | PARA DPBMY,SMX... PARA DPBMY,SMX... |
| 26 | 20P-F174G-00 | .GRAFICO 3 .GRAPHIC 3 | 2 | | | PARA DPBMY PARA DPBMY |
| <hr/> | | | | | | |
| <hr/> | | | | | | |
| <hr/> | | | | | | |
| <hr/> | | | | | | |
| <hr/> | | | | | | |
| <hr/> | | | | | | |
| <hr/> | | | | | | |
| <hr/> | | | | | | |
| <hr/> | | | | | | |
| <hr/> | | | | | | |

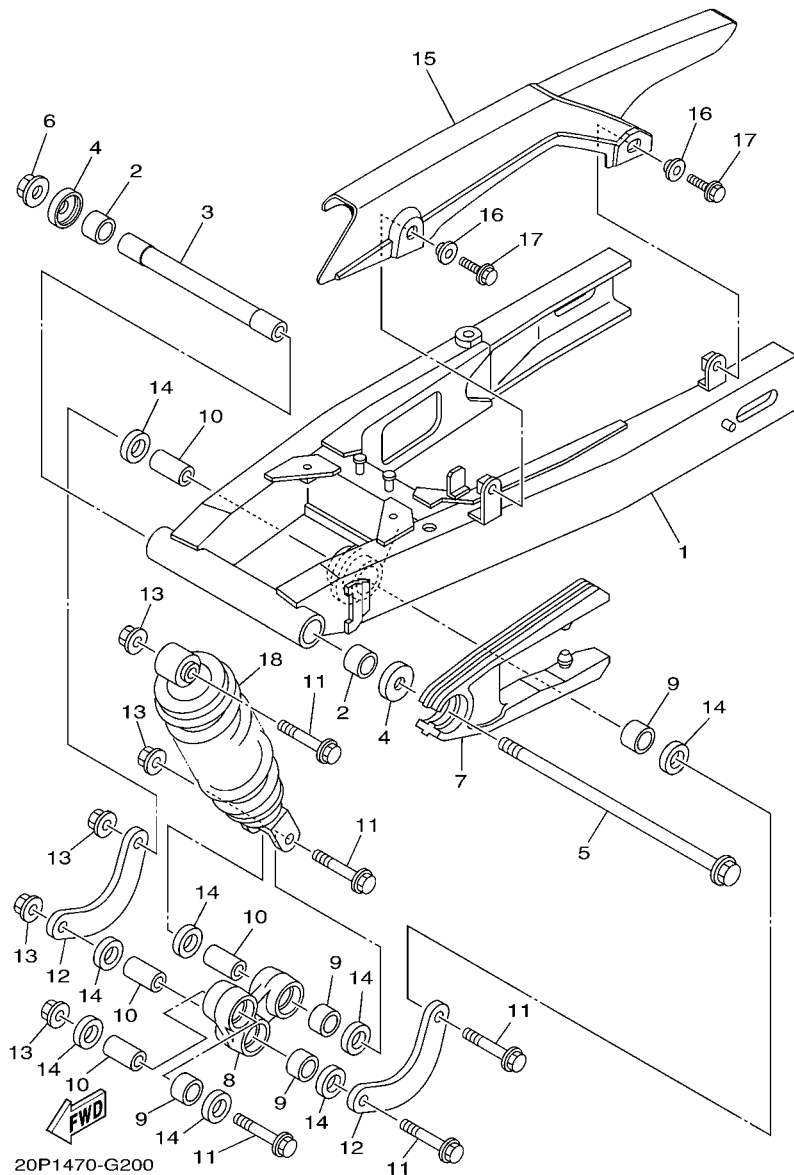


FIG. 20 BRAZO TRASERO & SUSPENSION REAR ARM & SUSPENSION

| REF. N° | CODIGO N° PART NO. | DESCRIPCION DESCRIPTION | 54C6 | | | | OBSERVACIONES REMARKS |
|---------|--------------------|--|------|--|--|--|-----------------------|
| 1 | 20P-F2110-00 | BRAZO TRASERO COMPLETO REAR ARM COMP. | 1 | | | | |
| 2 | 93317-318Y5 | COJINETE BEARING | 2 | | | | |
| 3 | 20P-F2184-00 | BUJE BUSH | 1 | | | | |
| 4 | 20P-F2129-00 | TAPA DE EMPUJE 2 COVER, THRUST 2 | 2 | | | | |
| 5 | 20P-F2141-00 | EJE DEL BARCULANTE SHAFT, PIVOT | 1 | | | | |
| 6 | 95707-12500 | TUERCA DE BRIDA NUT, FLANGE | 1 | | | | |
| 7 | 20P-F2151-00 | SELLO DE GUARDA SEAL, GUARD | 1 | | | | |
| 8 | 20P-F217A-01 | BRAZO REEURIO ARM, RELAY | 1 | | | | |
| 9 | 93315-31758 | COJINETE DE RODILLOS BEARING | 4 | | | | |
| 10 | 90387-10814 | ESPACIADOR COLLAR | 4 | | | | |
| 11 | 90105-10311 | TORNILLO BOLT, FLANGE | 5 | | | | |
| 12 | 20P-F217F-00 | BIELA COMPLETA 1 ROD, CONNECTING 1 | 2 | | | | |
| 13 | 90179-10813 | TUERCA NUT | 5 | | | | |
| 14 | 93106-17802 | SELLO ACEITE OIL SEAL | 8 | | | | |
| 15 | 20P-F2311-00 | CABRECADENA CASE, CHAIN | 1 | | | | |
| 16 | 90387-07819 | ESPACIADOR COLLAR | 2 | | | | |
| 17 | 95827-06014 | TORNILLO BOLT, FLANGE | 2 | | | | |
| 18 | 20P-F2210-00 | AMORTIGUADOR TRASERO COMPLETO SHOCK ABSORBER ASSY, REAR | 1 | | | | |
| | | | | | | | |
| | | | | | | | |
| | | | | | | | |
| | | | | | | | |

20P1470-G210

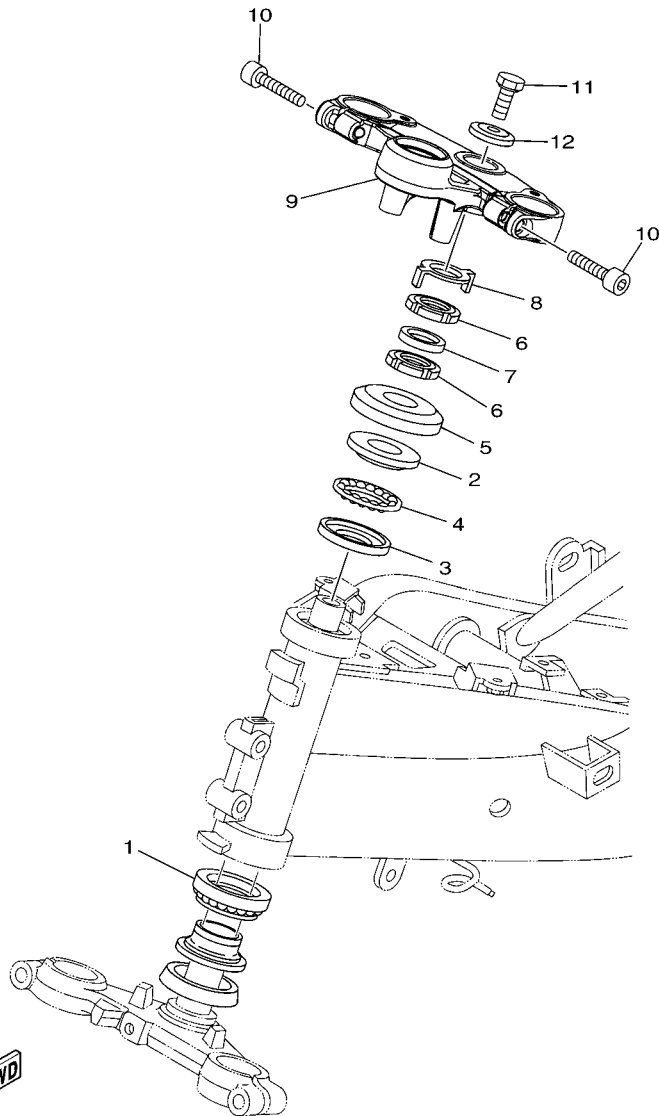


FIG. 21 DIRECCION

STEERING

| REF. Nº | CODIGO Nº PART NO. | DESCRIPCION DESCRIPTION | 54C6 | | | | OBSERVACIONES REMARKS |
|---------|--------------------|--|------|--|--|--|-----------------------|
| 1 | 5BP-F3873-01 | COJINETE SUP.DIRECCION BEARING, STEERING UPPER | 1 | | | | |
| 2 | 183-23411-00 | PISTA DE BOLAS 1 RACE, BALL 1 | 1 | | | | |
| 3 | 183-23412-00 | PISTA DE BOLAS 2 RACE, BALL 2 | 1 | | | | |
| 4 | 5TL-2341E-00 | RETEN DE COJINETE (16) RETAINER, BALL BEARING (16) | 1 | | | | |
| 5 | 20P-F3416-00 | CUBIERTA DE BASE DE BOLA 2 COVER, BALL RACE 2 | 1 | | | | |
| 6 | 90179-25615 | TUERCA NUT | 2 | | | | |
| 7 | 90202-26142 | ARANDELA DE PLANA WASHER, PLATE | 1 | | | | |
| 8 | 20P-F3418-00 | ARANDELA ESPECIAL WASHER, SPECIAL | 1 | | | | |
| 9 | 20P-F3435-00 | PLATINA SUPERIOR CROWN, HANDLE | 1 | | | | |
| 10 | 91317-08030 | PERNO BOLT | 2 | | | | |
| 11 | 90105-10006 | TORNILLO BOLT, FLANGE | 1 | | | | |
| 12 | 90209-10020 | ARANDELA DE SEPARACION WASHER | 1 | | | | |
| | | | | | | | |
| | | | | | | | |
| | | | | | | | |
| | | | | | | | |

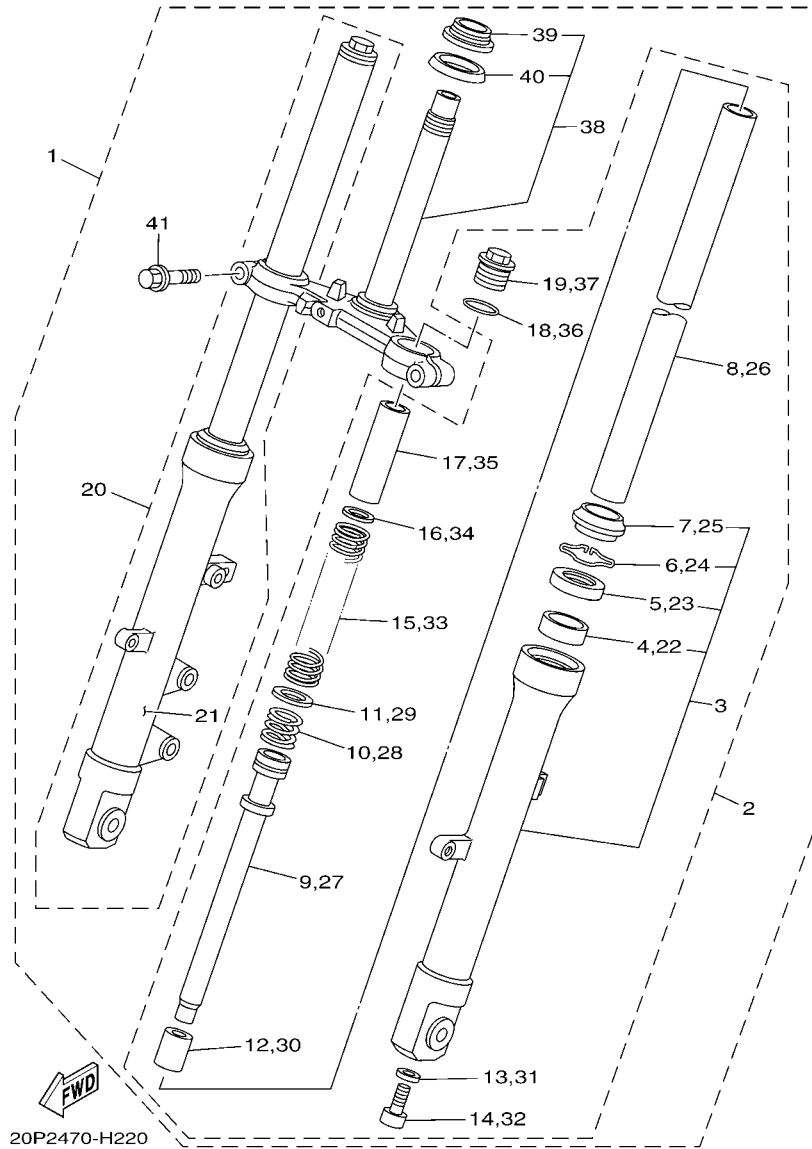


FIG. 22 HORQUILLA DELANTERA FRONT FORK

| REF. Nº | CODIGO Nº PART NO. | DESCRIPCION DESCRIPTION | 54C6 | | | | OBSERVACIONES REMARKS |
|---------|--------------------|---|------|--|--|--|-----------------------|
| 1 | 38B-F3100-00 | HORQUILLA DELANTERA COMPLETA FRONT FORK ASSY | 1 | | | | |
| 2 | 38B-F3102-00 | ..HORQUILLA DELANTERA COMPL.(MI) ..FRONT FORK ASSY (L.H) | 1 | | | | |
| 3 | 38B-F3126-00 | ..TUBO EXTERIOR (IZQUIERDO) ..TUBE, OUTER (LEFT) | 1 | | | | |
| 4 | 20P-F3125-00 | ..METAL CORREDIZO 1 ..METAL, SLIDE 1 | 1 | | | | |
| 5 | 20P-F3145-00 | ..RETEN DE ACEITE ..OIL SEAL | 1 | | | | |
| 6 | 20P-F3156-00 | ..ANILLO DE ENGANCHE ..RING, SNAP | 1 | | | | |
| 7 | 20P-F3144-00 | ..GUARDAPOLVO ..SEAL, DUST | 1 | | | | |
| 8 | 20P-F3110-00 | ..TUBO INTERIOR COMPLETO 1 ..INNER TUBE COMP.1 | 1 | | | | |
| 9 | 20P-F3170-00 | ..CILINDRO COMPL DE HORQ DELANT ..CYLINDER COMP., FRONT FORK | 1 | | | | |
| 10 | 20P-F3151-00 | ..RESORTE DE REBOTE ..SPRING, REBOUND | 1 | | | | |
| 11 | 20P-F3157-00 | ..ANILLO DEL PISTON ..RING, PISTON | 1 | | | | |
| 12 | 20P-F3173-00 | ..VASTAGO AHUSADO ..SPINDLE, TAPER | 1 | | | | |
| 13 | 20P-F3158-00 | ..EMPAQUE ..GASKET | 1 | | | | |
| 14 | 21C-F3181-00 | ..TORNILLO CABEZAHEXAGONAL ..BOLT, HEXAGON SOCKET HEAD | 1 | | | | |
| 15 | 20P-F3141-00 | ..RESORTE HORQUILLA DELANT. ..SPRING, FRONT FORK | 1 | | | | |
| 16 | 20P-F3149-00 | ..ARÁNDOLA DE RESORTE SUPERIOR ..WASHER, SPRING UPPER | 1 | | | | |
| 17 | 20P-F3118-00 | ..SEPARADOR ..SPACER | 1 | | | | |
| 18 | 20P-F3114-00 | ..EMPAQUE ..GASKET | 1 | | | | |
| 19 | 20P-F3111-00 | ..PERNO DE TAPA ..BOLT, CAP | 1 | | | | |
| 20 | 38B-F3103-00 | ..HORQUILLA DELANTERA COMPL.(MD) ..FRONT FORK ASSY (R.H) | 1 | | | | |
| 21 | 38B-F3136-00 | ..TUBO EXTERIOR (DERECHO) ..TUBE, OUTER (RIGHT) | 1 | | | | |
| 22 | 20P-F3125-00 | ..METAL CORREDIZO 1 ..METAL, SLIDE 1 | 1 | | | | |
| 23 | 20P-F3145-00 | ..RETEN DE ACEITE ..OIL SEAL | 1 | | | | |
| 24 | 20P-F3156-00 | ..ANILLO DE ENGANCHE ..RING, SNAP | 1 | | | | |
| 25 | 20P-F3144-00 | ..GUARDAPOLVO ..SEAL, DUST | 1 | | | | |
| 26 | 20P-F3110-00 | ..TUBO INTERIOR COMPLETO 1 ..INNER TUBE COMP.1 | 1 | | | | |
| 27 | 20P-F3170-00 | ..CILINDRO COMPL DE HORQ DELANT ..CYLINDER COMP., FRONT FORK | 1 | | | | |

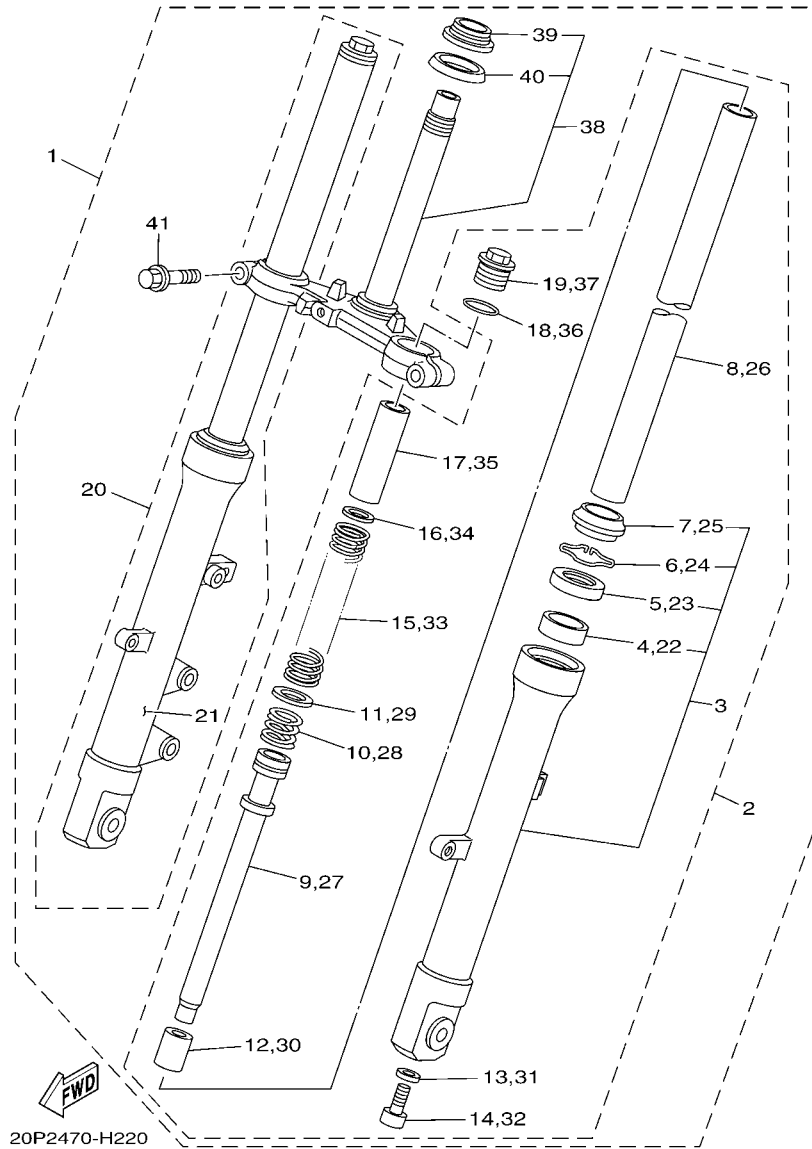


FIG. 22 HORQUILLA DELANTERA FRONT FORK

| REF. Nº | CODIGO Nº PART NO. | DESCRIPCION DESCRIPTION | 54C6 | | | | OBSERVACIONES REMARKS |
|---------|--------------------|---|------|--|--|--|-----------------------|
| 28 | 20P-F3151-00 | ..RESORTE DE REBOTE ..SPRING, REBOUND | 1 | | | | |
| 29 | 20P-F3157-00 | ..ANILLO DEL PISTON ..RING, PISTON | 1 | | | | |
| 30 | 20P-F3173-00 | ..VASTAGO AHUSADO ..SPINDLE, TAPER | 1 | | | | |
| 31 | 20P-F3158-00 | ..EMPAQUE ..GASKET | 1 | | | | |
| 32 | 21C-F3181-00 | ..TORNILLO CABEZAHEXAGONAL ..BOLT, HEXAGON SOCKET HEAD | 1 | | | | |
| 33 | 20P-F3141-00 | ..RESORTE HORQUILLA DELANT. ..SPRING, FRONT FORK | 1 | | | | |
| 34 | 20P-F3149-00 | ..ARANDELA DE RESORTE SUPERIOR ..WASHER, SPRING UPPER | 1 | | | | |
| 35 | 20P-F3118-00 | ..SEPARADOR ..SPACER | 1 | | | | |
| 36 | 20P-F3114-00 | ..EMPAQUE ..GASKET | 1 | | | | |
| 37 | 20P-F3111-00 | ..PERNO DE TAPA ..BOLT, CAP | 1 | | | | |
| 38 | 20P-F3340-00 | ..PLATINA INFERIOR COMPLETA ..UNDER BRACKET COMP. | 1 | | | | |
| 39 | 5LK-23875-00 | ..COJINETE ..BEARING, STEERING LOWER | 1 | | | | |
| 40 | 5YY-F3462-00 | ..SELLO PARA POLVO ..SEAL, DUST | 1 | | | | |
| 41 | 20P-F3346-00 | ..PERNO 1 ..BOLT 1 | 2 | | | | |

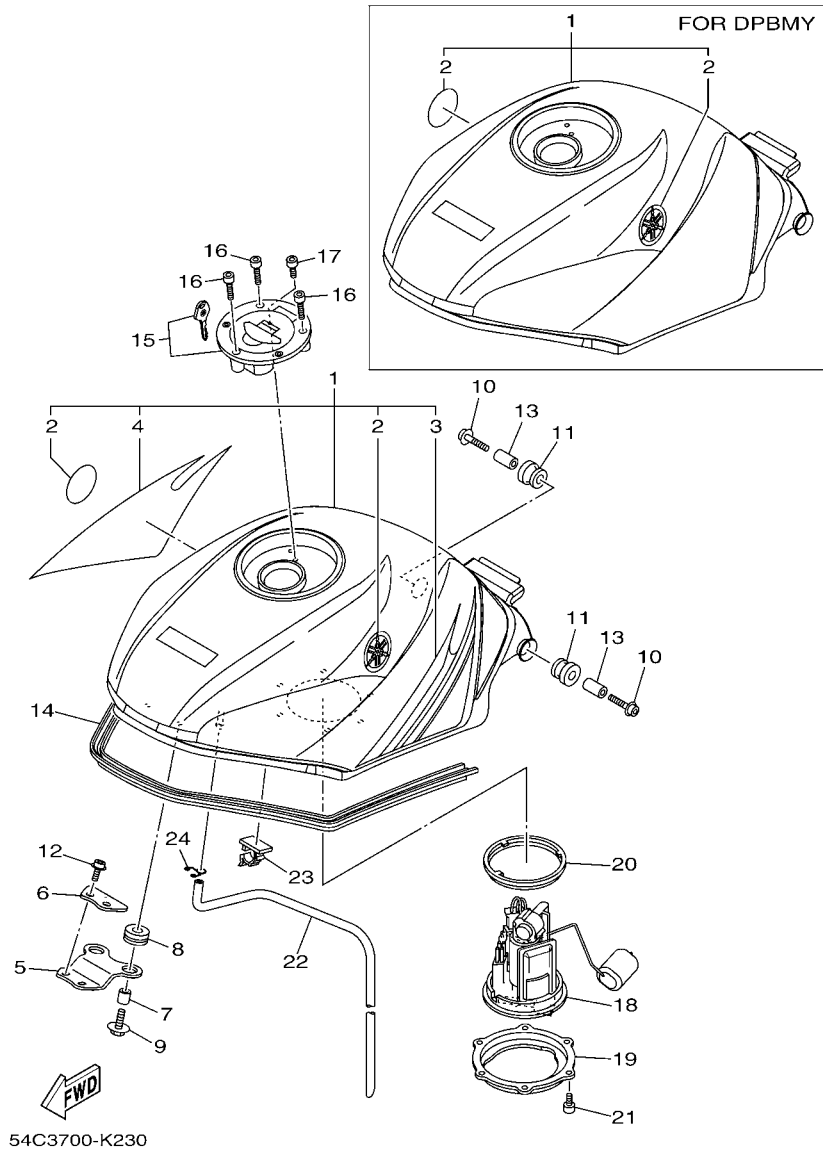


FIG. 23 DEPOSITO DE COMBUSTIBLE FUEL TANK

| REF. Nº | CODIGO Nº PART NO. | DESCRIPCION DESCRIPTION | 54C6 | | OBSERVACIONES REMARKS |
|---------|--------------------|--|------|--|--------------------------------|
| 1 | 54C-XF411-00-P0 | DEPOSITO DE COMBUSTIBLE COMP. FUEL TANK COMP. | 1 | | UR PARA DPBMY UR PARA DPBMY |
| 2 | 5YY-F413B-00 | .EMBLEMA .EMBLEM | 2 | | |
| 3 | 54C-XF41A-30-P1 | DEPOSITO DE COMBUSTIBLE COMP. FUEL TANK COMP. | 1 | | UR PARA SMX UR PARA SMX |
| 4 | 5YY-F413B-00 | .EMBLEMA .EMBLEM | 2 | | |
| 5 | 54C-XF41A-40-P3 | DEPOSITO DE COMBUSTIBLE COMP. FUEL TANK COMP. | 1 | | UR PARA RYC1 UR PARA RYC1 |
| 6 | 5YY-F413B-00 | .EMBLEMA .EMBLEM | 2 | | |
| 7 | 20P-F4191-00 | SOPORTE DEPOSITO DE COMBUST.1 BRACKET, FUEL TANK 1 | 1 | | |
| 8 | 20P-F411F-00 | PLACA, ADITAMENTO PLATE, FITTING | 1 | | |
| 9 | 90387-06892 | ESPACIADOR COLLAR | 2 | | |
| 10 | 90480-15483 | TAPON GROMMET | 2 | | |
| 11 | 90119-06234 | TORNILLO CON ARANDELA BOLT, WITH WASHER | 2 | | |
| 12 | 90110-06287 | TORNILLO ALLEN BOLT, HEXAGON SOCKET HEAD | 2 | | |
| 13 | 90480-18549 | TAPON GROMMET | 2 | | |
| 14 | 90110-06215 | TORNILLO ALLEN BOLT, HEXAGON SOCKET HEAD | 2 | | |
| 15 | 90387-06890 | ESPACIADOR COLLAR | 2 | | |
| 16 | 20P-F4188-00 | MOLDURA DEPOSITO COMBUST. MOLD, FUEL TANK | 1 | | |
| 17 | 20P-WF461-00 | TAPA DE DEPOSITO COMPLETO CAP ASSY WITH LOCK | 1 | | |
| 18 | 90110-05806 | TORNILLO ALLEN BOLT, HEXAGON SOCKET HEAD | 3 | | |
| 19 | 91317-05010 | PERNO BOLT | 1 | | |
| 20 | 3C1-E3907-00 | BOMBA DE COMBUSTIBLE COMPLETA FUEL PUMP COMP. | 1 | | |
| 21 | 20P-F4491-00 | SOPORTE BOMBA COMBUSTIBLE BRACKET, FUEL PUMP | 1 | | |
| 22 | 20P-F4486-00 | ANILLO O O-RING | 1 | | |
| 23 | 91317-05010 | PERNO BOLT | 6 | | |
| 24 | 20P-F4312-00 | TUBO 2 PIPE 2 | 1 | | |
| 25 | 90464-25160 | BRIDA CLAMP | 1 | | |
| 26 | 90467-09006 | PRESILLA CLIP | 1 | | |
| 27 | 38B-F4245-00 | .CALCOMANIA DEPOSITO COMBUST.2 .GRAPHIC, FUEL TANK 2 | 1 | | UR PARA SMX UR PARA SMX |

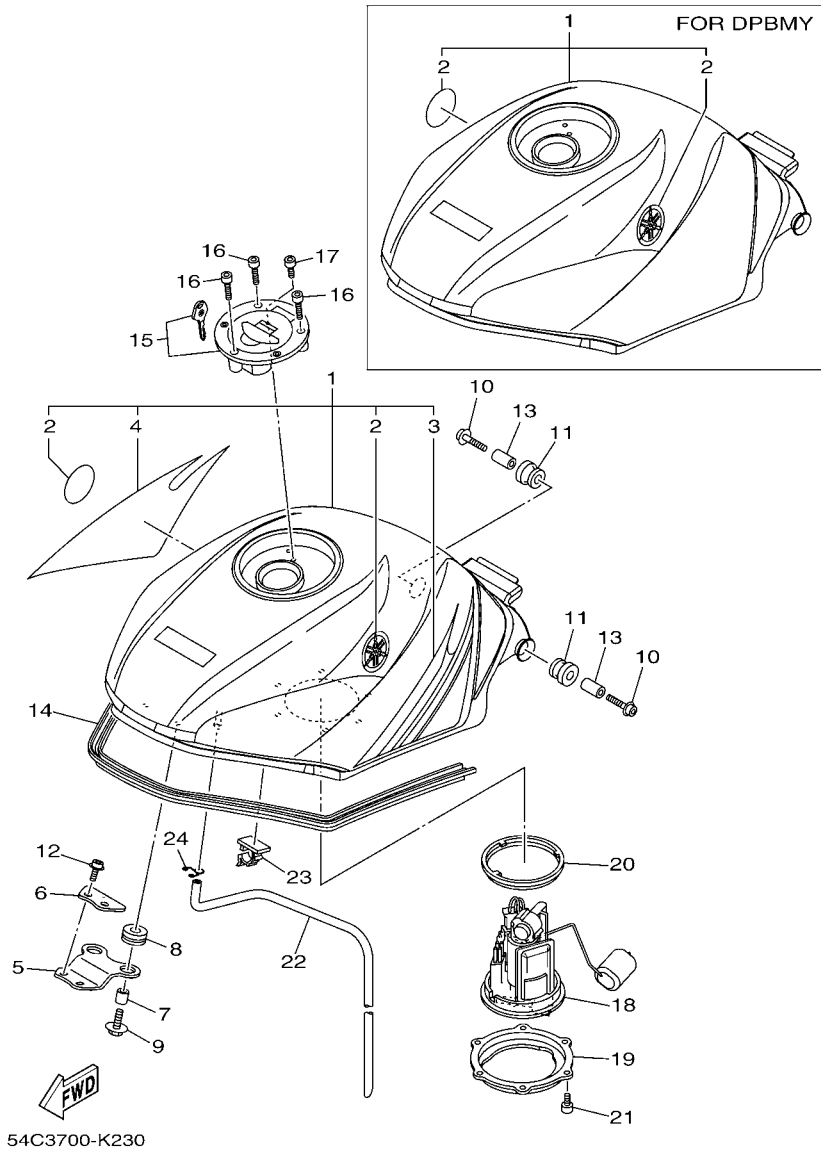


FIG. 23 DEPOSITO DE COMBUSTIBLE FUEL TANK

| REF. Nº | CODIGO Nº PART NO. | DESCRIPCION DESCRIPTION | 54C6 | | | | OBSERVACIONES REMARKS |
|---------|--------------------|---|------|--|--|--|------------------------------|
| 27 | 38B-F4245-20 | .CALCOMANIA DEPOSITO COMBUST.2 .GRAPHIC, FUEL TANK 2 | 1 | | | | UR PARA RYC1 UR PARA RYC1 |
| 28 | 38B-F4246-00 | .CALCOMANIA 3 .GRAPHIC 3 | 1 | | | | UR PARA SMX UR PARA SMX |
| | 38B-F4246-20 | .CALCOMANIA 3 .GRAPHIC 3 | 1 | | | | UR PARA RYC1 UR PARA RYC1 |
| ----- | | | | | | | |
| ----- | | | | | | | |
| ----- | | | | | | | |
| ----- | | | | | | | |
| ----- | | | | | | | |
| ----- | | | | | | | |
| ----- | | | | | | | |
| ----- | | | | | | | |
| ----- | | | | | | | |
| ----- | | | | | | | |

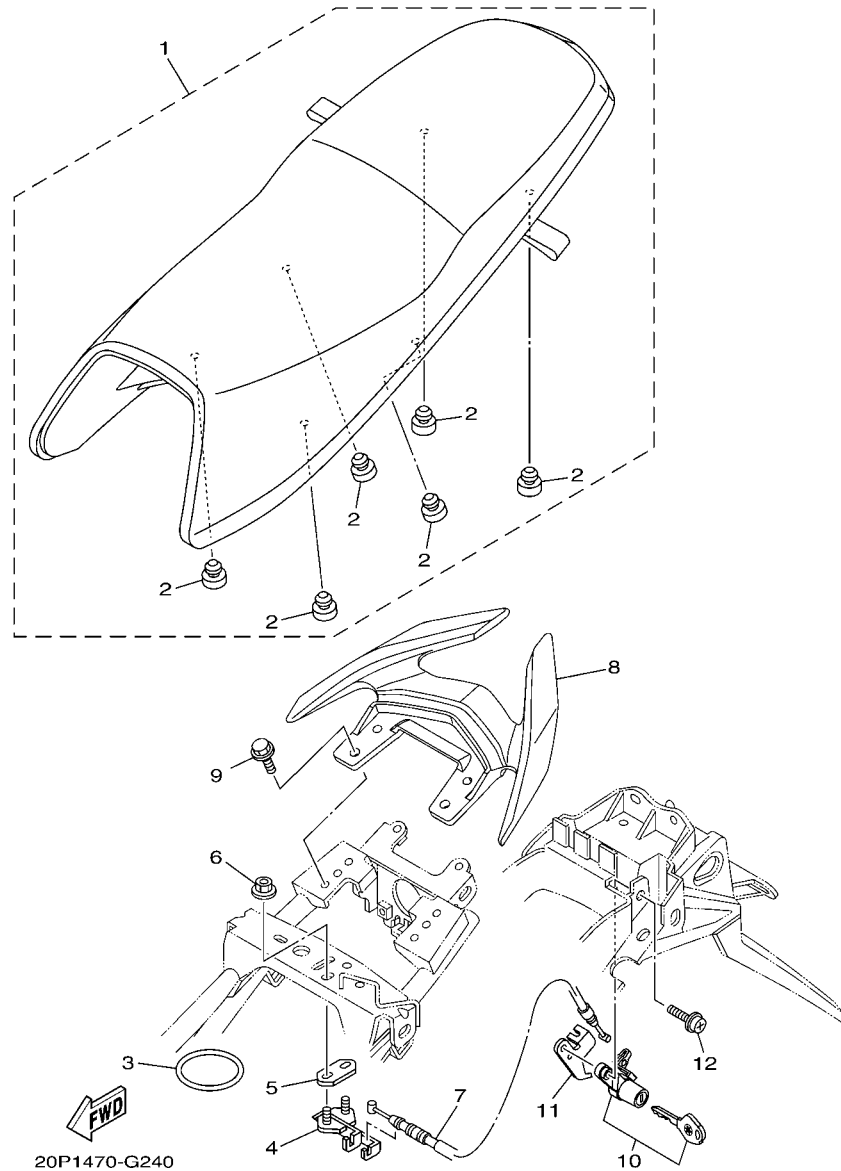
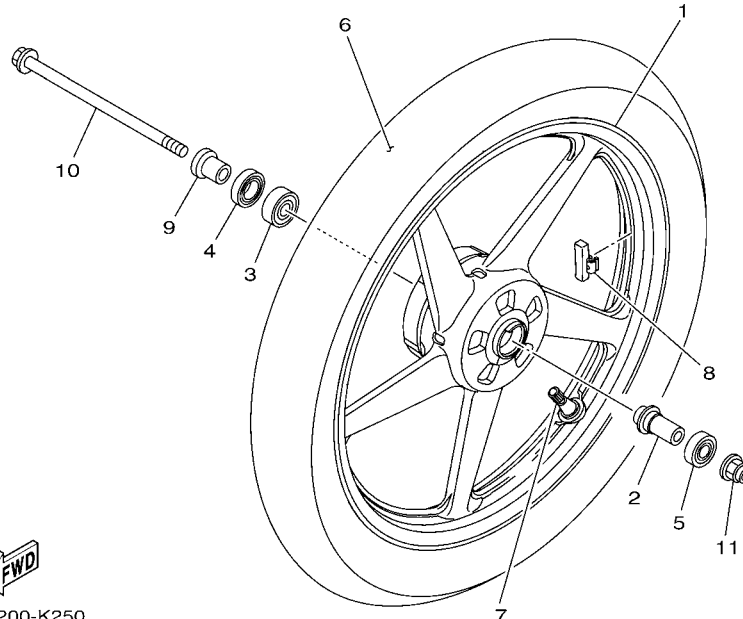
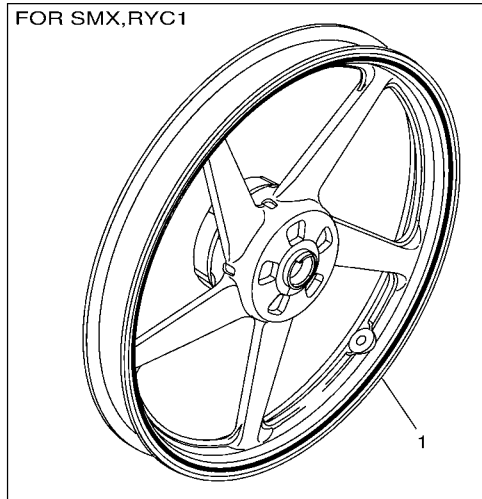


FIG. 24 ASIENTO

SEAT

| REF. N° | CODIGO N° PART NO. | DESCRIPCION DESCRIPTION | 54C6 | | | | OBSERVACIONES REMARKS |
|---------|--------------------|---|------|--|--|--|------------------------------------|
| 1 | 20P-F4730-02 | SILLIN DOBLE COMPLETO DOUBLE SEAT ASSY | 1 | | | | |
| 2 | 20P-F4741-00 | .COJIN DE ASIENTO .PAD, SEAT | 6 | | | | |
| 3 | 20P-H2131-00 | TIRANTE DE BATERIA BAND, BATTERY | 1 | | | | |
| 4 | 20P-F4780-00 | CERRADURA SILLIN COMPLETO SEAT LOCK ASSY | 1 | | | | |
| 5 | 20P-F4792-00 | PLACA PLATE | 1 | | | | |
| 6 | 95707-06500 | TUERCA DE BRIDA NUT, FLANGE | 2 | | | | |
| 7 | 20P-F478E-00 | CABLE CABLE, SEAT LOCK | 1 | | | | |
| 8 | 20P-F4773-00-P0 | MANIJA DE ASIENTO HANDLE, SEAT | 1 | | | | PARA DPBMY |
| | 20P-F4773-00-P1 | MANIJA DE ASIENTO HANDLE, SEAT | 1 | | | | PARA DPBMY |
| | 20P-F4773-00-P3 | MANIJA DE ASIENTO HANDLE, SEAT | 1 | | | | PARA SMX PARA RYC1 PARA RYC1 |
| 9 | 95827-08020 | TORNILLO BOLT, FLANGE | 4 | | | | |
| 10 | 20P-WF478-00 | CUBIERTA DE ASIENTO SEAT LOCK WITH KEY | 1 | | | | |
| 11 | 20P-F117K-00 | SOPORTE DE CERRADURA STAY, LOCK | 1 | | | | |
| 12 | 90159-06033 | TORNILLO CON VALONA SCREW, WITH WASHER | 1 | | | | |



FWD
54C2200-K250

FIG. 25 RUEDA DELANTERA FRONT WHEEL

| REF. Nº | CODIGO Nº PART NO. | DESCRIPCION DESCRIPTION | 54C6 | | | | OBSERVACIONES REMARKS |
|---------|--------------------|---|------|--|--|--|--------------------------------------|
| 1 | 38B-F5168-00-33 | RUEDA FUNDIDA DELANTERA CAST WHEEL, FRONT | 1 | | | | UR YB PARA DPBMY UR YB PARA DPBMY |
| | 38B-XF516-00-33 | RUEDA FUNDIDA DELANTERA CAST WHEEL, FRONT | 1 | | | | UR YB PARA SMX UR YB PARA SMX |
| | 38B-XF516-20-33 | RUEDA FUNDIDA DELANTERA CAST WHEEL, FRONT | 1 | | | | UR YB PARA RYC1 UR YB PARA RYC1 |
| 2 | 20P-F510C-00 | COLLAR COLLAR ASSY. | 1 | | | | |
| 3 | 93306-301XN | COJINETE BEARING | 1 | | | | |
| 4 | 93106-20823 | SELLO ACEÍTE OIL SEAL | 1 | | | | |
| 5 | 93306-201X8 | COJINETE BEARING | 1 | | | | |
| 6 | 94108-17831 | NEUMÁTICO (80/90-17 M/C 44P) TIRE (80/90-17 M/C 44P) | 1 | | | | MRF MRF |
| 7 | 93900-00824 | VALVULA VALVE, RIM | 1 | | | | |
| 8 | 5MT-25398-00 | BALANCEADOR DE RUEDA (10G) BALANCER, WHEEL (10G) | 1 | | | | UN UN |
| | 5MT-25398-10 | BALANCEADOR DE RUEDA (20G) BALANCER, WHEEL (20G) | 1 | | | | UN UN |
| | 5MT-25398-20 | BALANCEADOR DE RUEDA (30G) BALANCER, WHEEL (30G) | 1 | | | | UN UN |
| 9 | 20P-F5186-00 | COLLAR DE RUEDA COLLAR, WHEEL | 1 | | | | |
| 10 | 20P-F5181-00 | EJE DE LA RUEDA AXLE, WHEEL | 1 | | | | |
| 11 | 95607-12200 | TUERCA DE AUTO-CIERRE NUT, SELF-LOCKING | 1 | | | | |

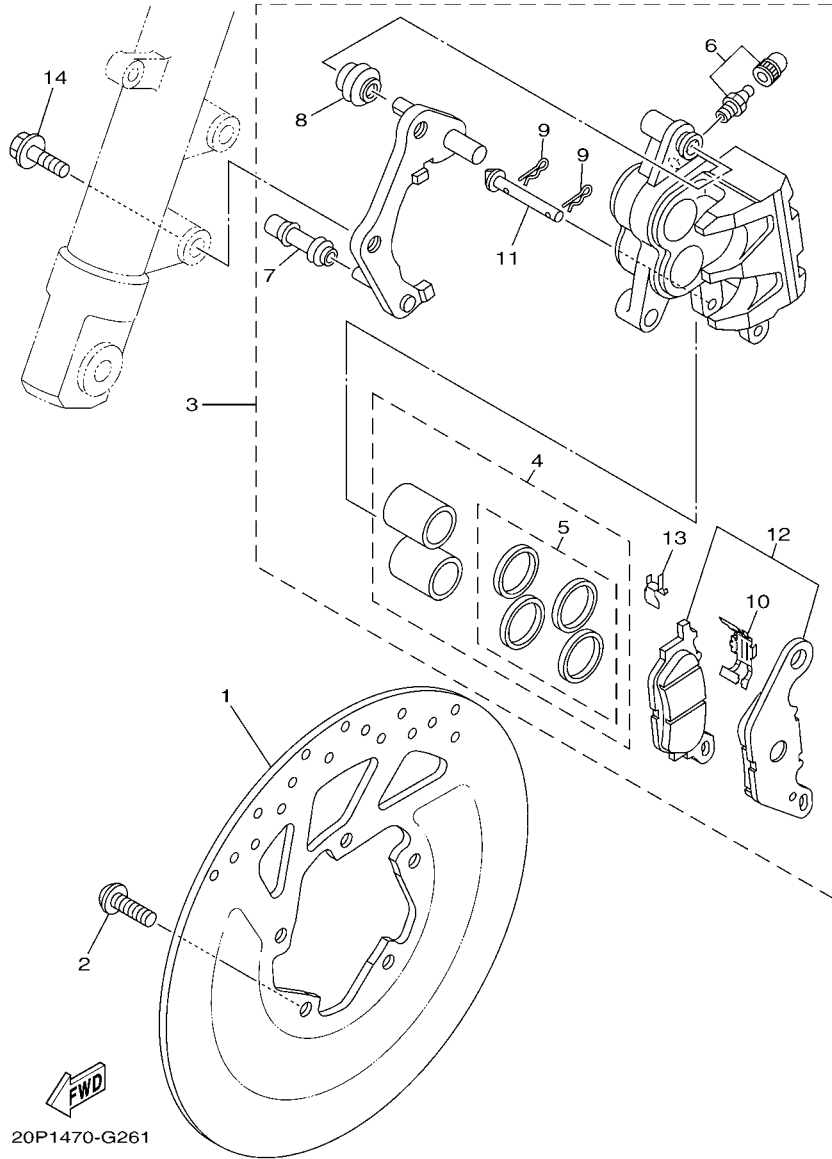


FIG. 26 CALIBRE FRENO DELANTERA FRONT BRAKE CALIPER

| REF. N° | CODIGO N° PART NO. | DESCRIPCION DESCRIPTION | 54C6 | | | | OBSERVACIONES REMARKS |
|---------|-----------------------|--|------|--|--|--|--------------------------|
| 1 | 21C-F582U-00 | DISCO DE FRENO (DERECHO) DISK, BRAKE (RIGHT) | 1 | | | | |
| 2 | 90111-08847 | TORNILLO BOLT, HEX. SOCKET BUTTON | 5 | | | | |
| 3 | 3C1-F580U-02 | CALIBRE COMPLETO (DERECHO) CALIPER ASSY (RIGHT) | 1 | | | | |
| 4 | 3C1-W0057-01 | .PISTON COMPLETO PINZA .PISTON ASSY, CALIPER | 1 | | | | |
| 5 | 3C1-W0047-01 | ..JUEGO DE RETENES DE PINZA ..CALIPER SEAL KIT | 1 | | | | |
| 6 | 4C9-W0048-00 | .CJTO TORNILLO DE PURGA .BLEED SCREW KIT | 1 | | | | |
| 7 | 5YP-F5937-00 | .FUNDA .BOOT 2 | 1 | | | | |
| 8 | 5YP-F5917-00 | .FUNDA DE CALIBRE .BOOT, CALIPER | 1 | | | | |
| 9 | 5YP-F5925-01 | .PRESILLA .CLIP | 2 | | | | |
| 10 | 5P0-F5919-00 | .SOPORTE DE PASTILLAS .SUPPORT, PAD | 1 | | | | |
| 11 | 5YP-F5924-00 | .PASADOR .PIN, PAD | 1 | | | | |
| 12 | 5D9-W0045-01 | .JUEGO DE COJIN DE FRENO .BRAKE PAD KIT | 1 | | | | |
| 13 | 5YP-F5939-00 | .PRESILLA .CLIP, PAD | 1 | | | | |
| 14 | 90105-10082 | TORNILLO BOLT, FLANGE | 2 | | | | |
| | | | | | | | |
| | | | | | | | |
| | | | | | | | |
| | | | | | | | |
| | | | | | | | |
| | | | | | | | |

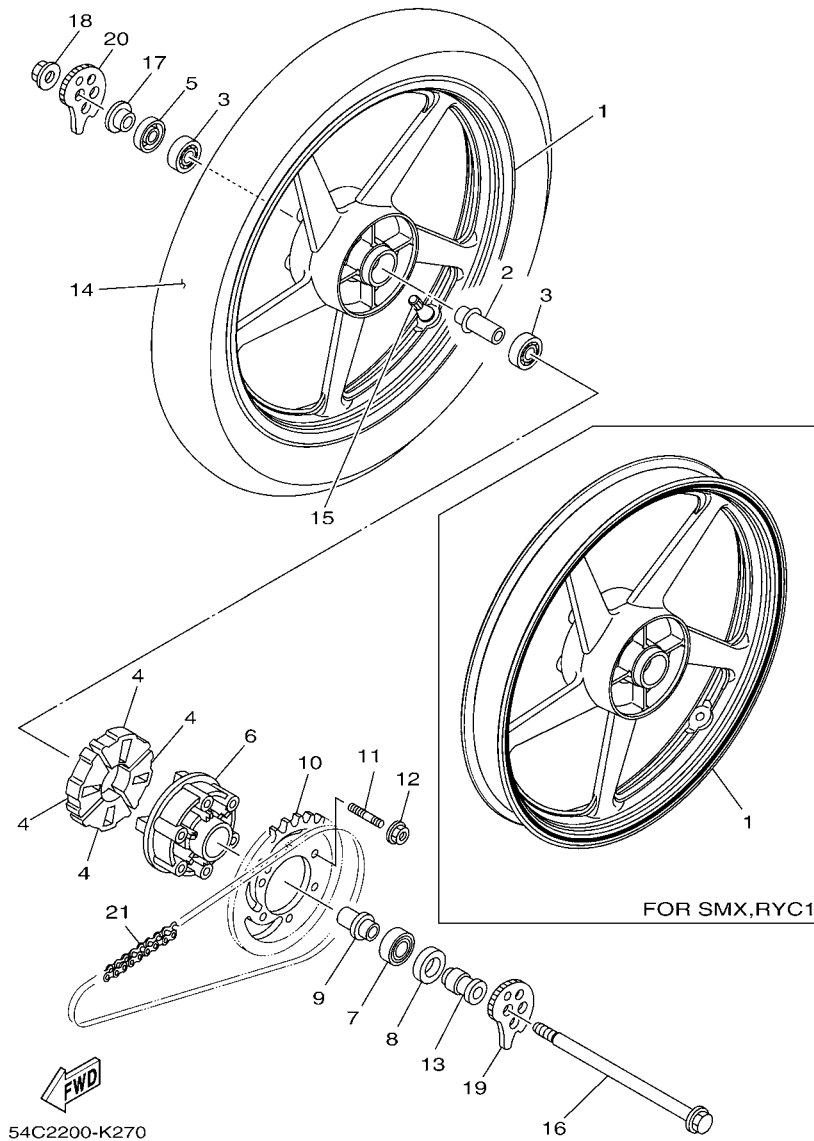
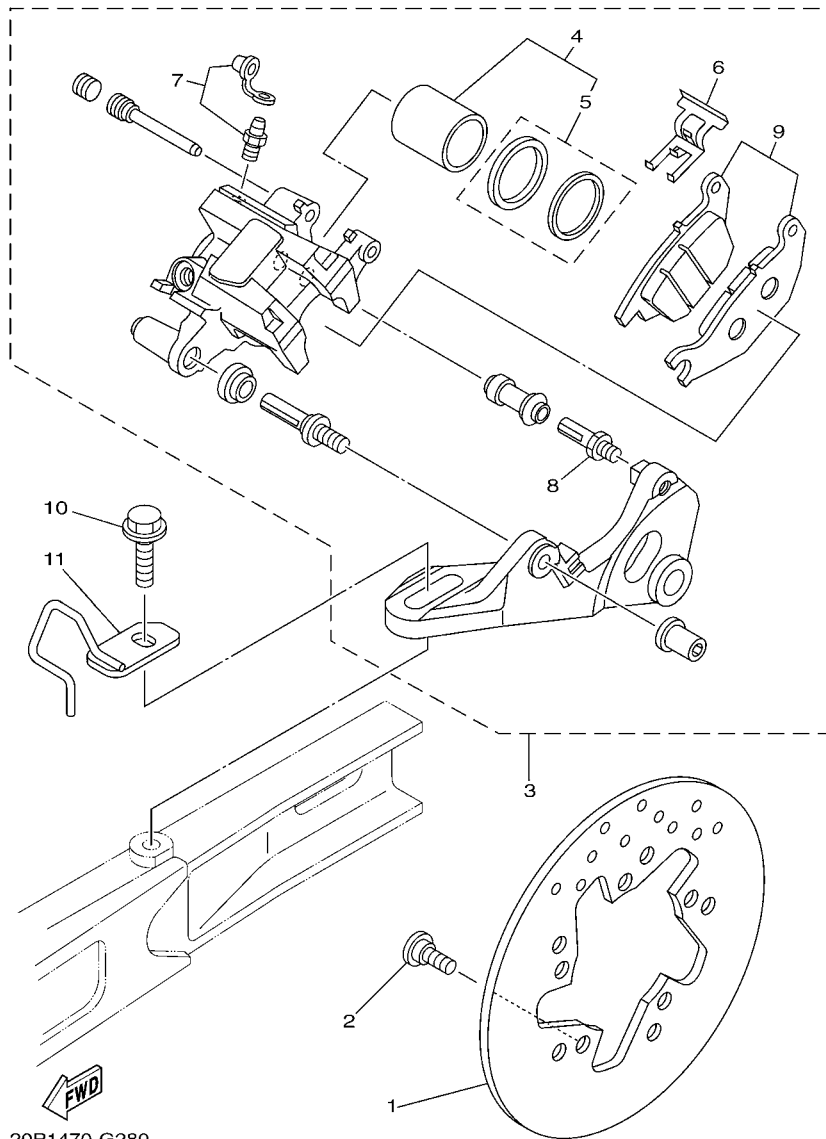


FIG. 27 RUEDA TRASERA

REAR WHEEL

| REF. Nº | CODIGO Nº PART NO. | DESCRIPCION DESCRIPTION | 54C6 | | | | OBSERVACIONES REMARKS |
|---------|--------------------|---|------|--|--|--|--|
| 1 | 38B-F5338-00-33 | RUEDA FUNDIDA TRASERA CAST WHEEL, REAR | 1 | | | | UR YB PARA DPBMY UR YB PARA DPBMY |
| | 38B-XF533-00-33 | RUEDA FUNDIDA TRASERA CAST WHEEL, REAR | 1 | | | | UR YB PARA SMX UR YB PARA SMX |
| | 38B-XF533-20-33 | RUEDA FUNDIDA TRASERA CAST WHEEL, REAR | 1 | | | | UR YB PARA RYC1 UR YB PARA RYC1 |
| 2 | 20P-F530S-00 | ASAMBLEA DE COLLAR COLLAR ASSY | 1 | | | | |
| 3 | 93306-252YH | COJINETE BEARING | 2 | | | | |
| 4 | 20P-F5364-00 | AMORTIGUADOR DAMPER | 4 | | | | |
| 5 | 93106-22806 | SELLO ACEITE OIL SEAL | 1 | | | | |
| 6 | 20P-F5366-00-33 | EMBRAGUE DE MASA CLUTCH, HUB | 1 | | | | YB PARA DPBMY,... YB PARA DPBMY,... |
| 7 | 93306-054Y5 | COJINETE BEARING | 1 | | | | |
| 8 | 93106-26801 | SELLO ACEITE OIL SEAL | 1 | | | | |
| 9 | 20P-F5377-00 | COLLAR DE RUEDA COLLAR, WHEEL | 1 | | | | |
| 10 | 20P-F5442-00 | CORONA (42T) SPROCKET, DRIVEN (42T) | 1 | | | | |
| 11 | 90116-08834 | ESPARRAGO BOLT, STUD | 6 | | | | |
| 12 | 95607-08200 | TUERCA DE AUTO-CIERRE NUT, SELF-LOCKING | 6 | | | | |
| 13 | 20P-F5386-00 | COLLAR EJE DE RUEDA DENTADA COLLAR, SPROCKET AXLE | 1 | | | | |
| 14 | 94110-17803 | NEUMÁTICO (100/80-17 M/C 52P) TIRE (100/80-17 M/C 52P) | 1 | | | | MRF MRF |
| 15 | 93900-00824 | VALVULA VALVE, RIM | 1 | | | | |
| 16 | 20P-F5381-00 | EJE DE RUEDA AXLE, WHEEL | 1 | | | | |
| 17 | 20P-F5383-00 | COLLAR DE RUEDA COLLAR, WHEEL | 1 | | | | |
| 18 | 95607-14200 | TUERCA DE AUTO-CIERRE NUT, SELF-LOCKING | 1 | | | | |
| 19 | 20P-F5388-00 | TIRADOR DE CADENA 1 PULLER, CHAIN 1 | 1 | | | | |
| 20 | 20P-F5389-00 | TIRADOR DE CADENA 2 PULLER, CHAIN 2 | 1 | | | | |
| 21 | 94568-B5120 | CADENA (R428HBSX-120-2) CHAIN (R428HBSX-120-2) | 1 | | | | |

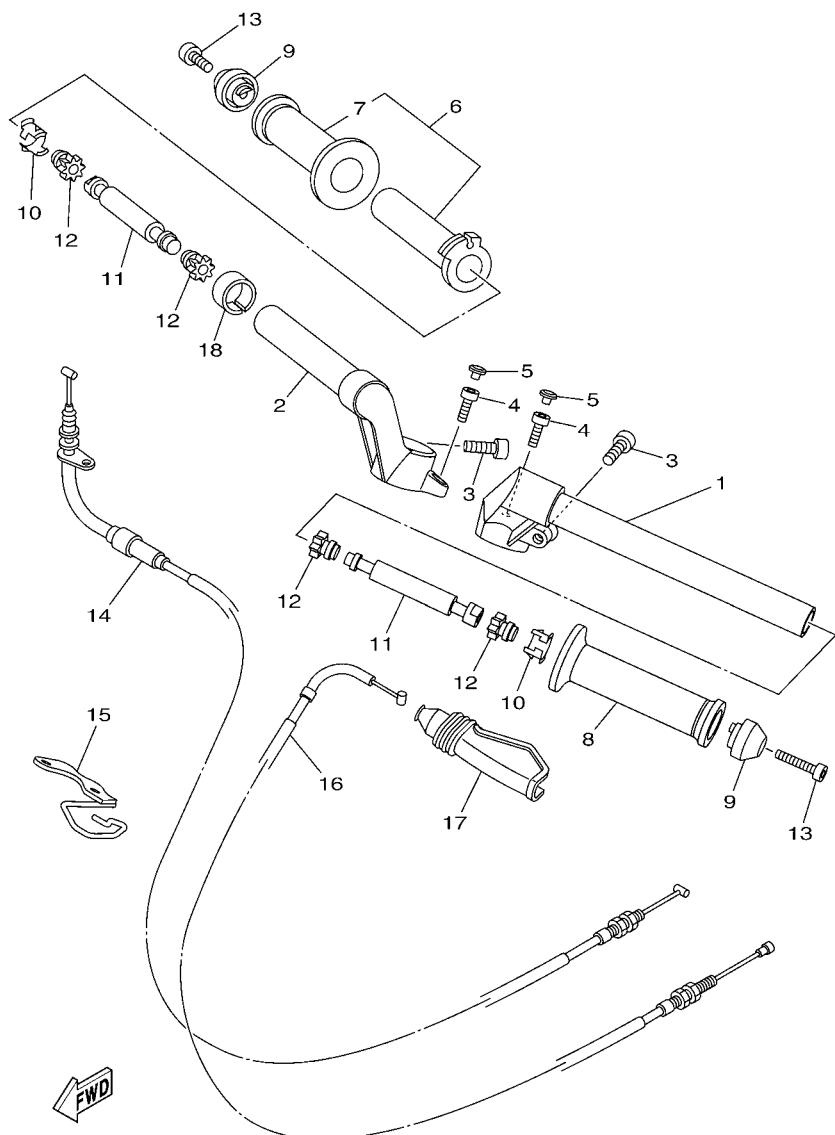
FIG. 28 CALIBRE FRENO TRASERA REAR BRAKE CALIPER



| REF. Nº | CODIGO Nº PART NO. | DESCRIPCION DESCRIPTION | 54C6 | | | | OBSERVACIONES REMARKS |
|---------|--------------------|---|------|--|--|--|-----------------------|
| 1 | 38B-F582W-00 | DISCO DE FRENO TRASEROS 2 DISK, REAR BRAKE 2 | 1 | | | | |
| 2 | 90109-08015 | PERNO BOLT | 5 | | | | |
| 3 | 20P-F580W-00 | CALIBRE COMPLETO TRASEROS 2 CALIPER ASSY, REAR 2 | 1 | | | | UR UR |
| | 54C-F580W-00 | CALIBRE COMPLETO TRASEROS 2 CALIPER ASSY, REAR 2 | 1 | | | | |
| 4 | 4S3-W0057-00 | .PISTON COMPLETO PINZA .PISTON ASSY, CALIPER | 1 | | | | |
| 5 | 3GD-W0047-00 | .JUEGO DE RETENES DE PINZA .CALIPER SEAL KIT | 1 | | | | |
| 6 | 4S3-F5919-00 | .SOPORTE DE PASTILLAS .SUPPORT, PAD | 1 | | | | |
| 7 | 4S3-W0048-00 | .CJTO TORNILLO DE PURGA .BLEED SCREW KIT | 1 | | | | |
| 8 | 3SP-F5914-51 | .PASADOR .PIN, SLIDE | 1 | | | | |
| 9 | 20P-W0046-00 | .JUEGO DE PASTILLAS DE FRENO 2 .BRAKE PAD KIT 2 | 1 | | | | |
| | 4S3-W0045-00 | .JUEGO DE COJIN DE FRENO .BRAKE PAD KIT | 1 | | | | |
| 10 | 54C-F580W-00 | CALIBRE COMPLETO TRASEROS 2 CALIPER ASSY, REAR 2 | 1 | | | | UR UR |
| 11 | 4S3-W0057-00 | .PISTON COMPLETO PINZA .PISTON ASSY, CALIPER | 1 | | | | |
| 12 | 3GD-W0047-00 | .JUEGO DE RETENES DE PINZA .CALIPER SEAL KIT | 1 | | | | |
| 13 | 4S3-F5919-00 | .SOPORTE DE PASTILLAS .SUPPORT, PAD | 1 | | | | |
| 14 | 4S3-W0048-00 | .CJTO TORNILLO DE PURGA .BLEED SCREW KIT | 1 | | | | |
| 15 | 3SP-F5914-51 | .PASADOR .PIN, SLIDE | 1 | | | | |
| 16 | 4S3-W0045-00 | .JUEGO DE COJIN DE FRENO .BRAKE PAD KIT | 1 | | | | |
| 17 | 95817-10030 | TORNILLO BOLT, FLANGE | 1 | | | | |
| 18 | 20P-F587A-00 | SOPORTE DE MANGUERA FRENO HOLDER, BRAKE HOSE | 1 | | | | |

FIG. 29 MANILLAR & CABLE

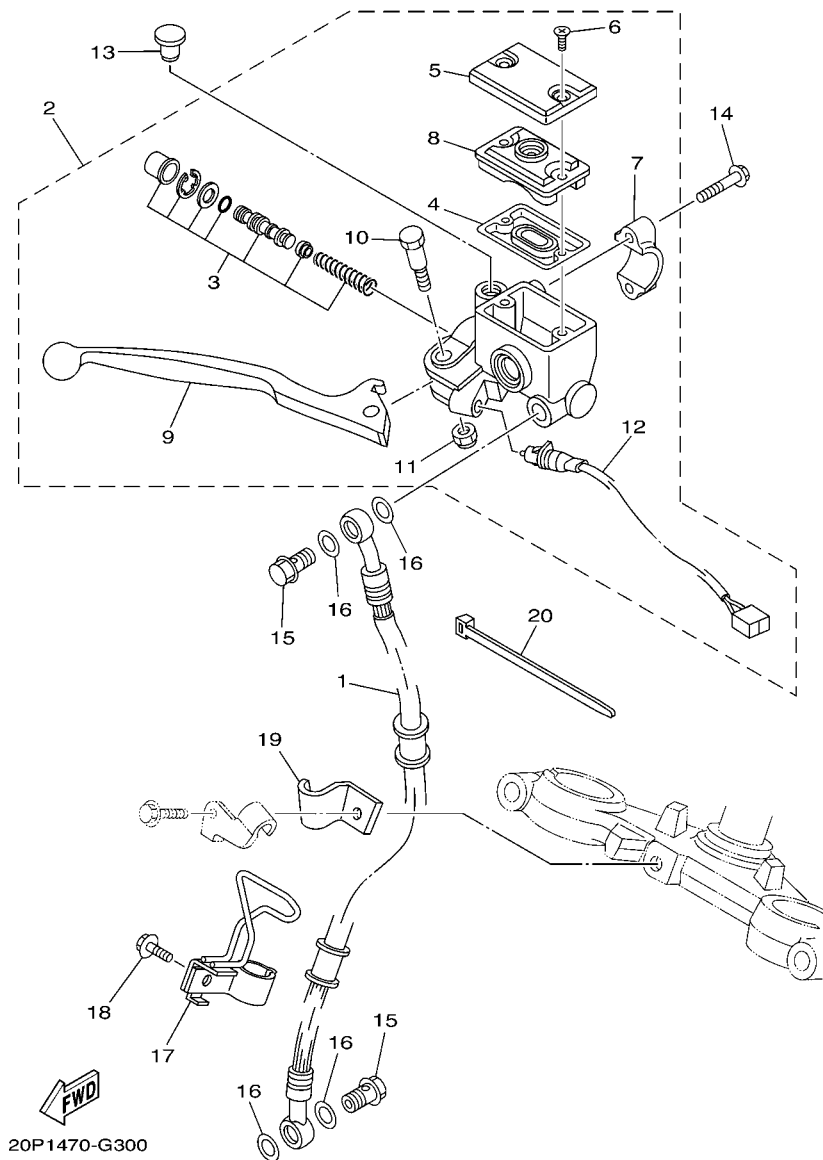
STEERING HANDLE & CABLE



20P1470-G290

| REF. N° | CODIGO N° PART NO. | DESCRIPCION DESCRIPTION | 54C6 | | | | OBSERVACIONES REMARKS |
|---------|--------------------|---|------|--|--|--|-----------------------|
| 1 | 20P-F6121-00 | MANUBRIO (MI) HANDLEBAR (LEFT) | 1 | | | | |
| 2 | 20P-F6122-00 | MANUBRIO (MD) HANDLEBAR (RIGHT) | 1 | | | | |
| 3 | 91317-08025 | PERNO BOLT | 2 | | | | |
| 4 | 91317-06020 | PERNO BOLT | 2 | | | | |
| 5 | 20P-F3469-00 | TAPA DE PERNO CAP, BOLT | 2 | | | | |
| 6 | 20P-F6240-00 | EMPUNADURA COMPLETA GRIP ASSY | 1 | | | | |
| 7 | 20P-F6242-00 | .EMPUNADURA (MD) .GRIP (RIGHT) | 1 | | | | |
| 8 | 20P-F6241-00 | EMPUNADURA GRIP | 1 | | | | |
| 9 | 20P-F6246-00 | EXTREMO DE EMPUNADURA END, GRIP | 2 | | | | |
| 10 | 20P-F6257-00 | TOPE STOPPER | 2 | | | | |
| 11 | 20P-F622H-00 | CONTRAPESO WEIGHT | 2 | | | | |
| 12 | 20P-F622F-00 | AMORTIGUADOR, DE UBICACION 1 DAMPER, LOCATING 1 | 4 | | | | |
| 13 | 91317-06030 | PERNO BOLT | 2 | | | | |
| 14 | 20P-F6311-01 | CABLE DE ACELERADOR 1 CABLE, THROTTLE 1 | 1 | | | | |
| 15 | 20P-F6315-00 | GUIA DE CABLE GUIDE, WIRE | 1 | | | | |
| 16 | 20P-F6335-00 | CABLE DE EMBRAGUE CABLE, CLUTCH | 1 | | | | |
| 17 | 20P-F6372-00 | CUBIERTA DE PALANCA DE MANUB 1 COVER, HANDLE LEVER 1 | 1 | | | | |
| 18 | 90387-22591 | ESPACIADOR COLLAR | 1 | | | | |
| | | | | | | | |
| | | | | | | | |
| | | | | | | | |
| | | | | | | | |

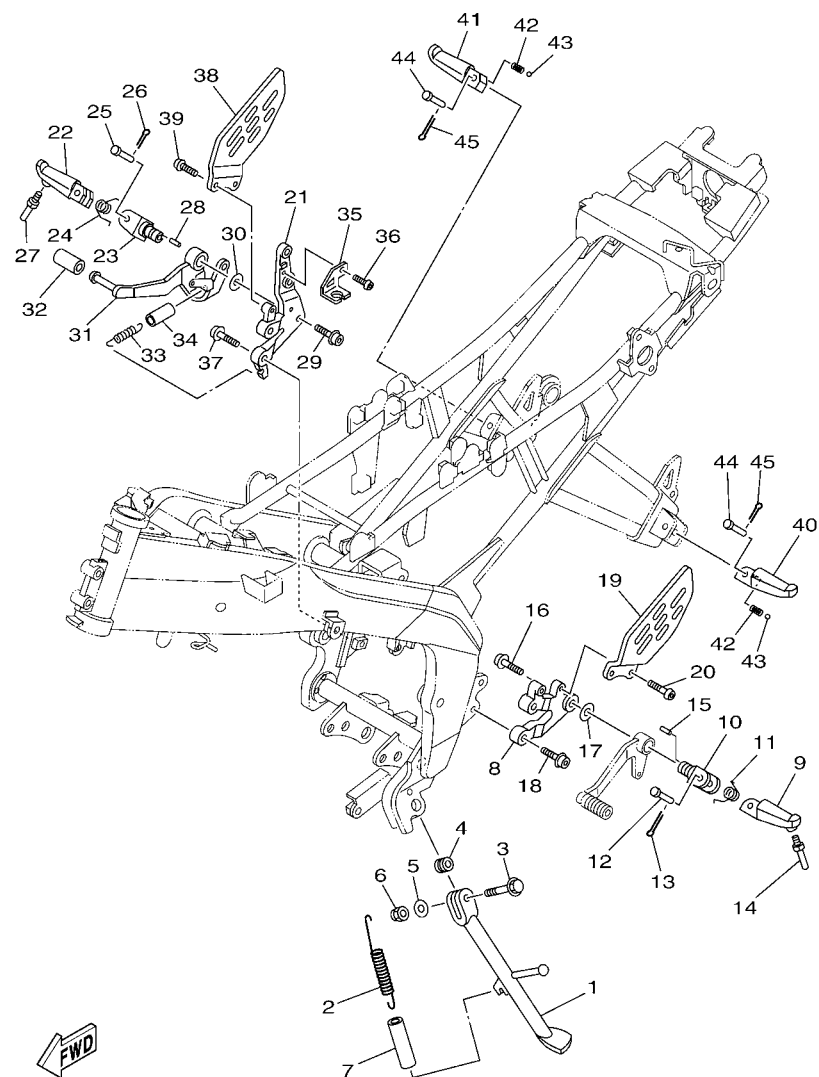
FIG. 30 CILINDRO MAESTRO DELANTERO FRONT MASTER CYLINDER



| REF. Nº | CODIGO Nº PART NO. | DESCRIPCION DESCRIPTION | 54C6 | | | | OBSERVACIONES REMARKS |
|---------|-----------------------|---|------|--|--|--|--------------------------|
| 1 | 20P-F5872-00 | MANGUERA DE FRENO 1 HOSE, BRAKE 1 | 1 | | | | |
| 2 | 38B-F583T-02 | CILINDRO MAESTRO COMPLETO MASTER CYLINDER ASSY | 1 | | | | |
| 3 | 5P0-W0041-10 | .JUEGO DE CILINDRO MAESTRO .CYLINDER KIT, MASTER | 1 | | | | |
| 4 | 3RW-F5854-00 | .EMPAQUE, DIAFRAGMA .DIAPHRAGM, RESERVOIR | 1 | | | | |
| 5 | 3C1-F5852-00 | .TAPA DE TANQUE DE RESERVA .CAP, RESERVOIR | 1 | | | | |
| 6 | 36Y-2589H-00 | .TORNILLO .SCREW | 2 | | | | |
| 7 | 3RW-F5867-00 | .SOPORTE DE CILINDRO MAESTRO .BRACKET, MASTER CYLINDER | 1 | | | | |
| 8 | 3C1-F5855-00 | .BUJE DE DIAFRAGMA .BUSH, DIAPHRAGM | 1 | | | | |
| 9 | 38B-H3922-00 | .PALANCA 2 .LEVER 2 | 1 | | | | |
| 10 | 90109-06577 | .PERNO .BOLT | 1 | | | | |
| 11 | 95602-06100 | .TUERCA U .NUT, U | 1 | | | | |
| 12 | 5BP-H3980-10 | .INTERRUP. DE PARADA DELANTERO .FRONT STOP SWITCH ASSY | 1 | | | | |
| 13 | 90338-09802 | TAPON PLUG | 1 | | | | |
| 14 | 95027-06025 | PERNO, DE BRIDA BOLT, FLANGE | 2 | | | | |
| 15 | 90401-10820 | PERNO DE UNION BOLT, UNION | 2 | | | | |
| 16 | 90201-10118 | ARANDELA PLANA WASHER, PLATE | 4 | | | | |
| 17 | 20P-F5886-00 | SOPORTE DE MANGUERA FRENO HOLDER, BRAKE HOSE | 1 | | | | |
| 18 | 95027-06016 | PERNO, DE BRIDA BOLT, FLANGE | 1 | | | | |
| 19 | 20P-F5876-00 | SOPORTE DE MANGUERA FRENO 2 HOLDER, BRAKE HOSE 2 | 1 | | | | |
| 20 | 90464-50800 | BRIDA CLAMP | 1 | | | | |

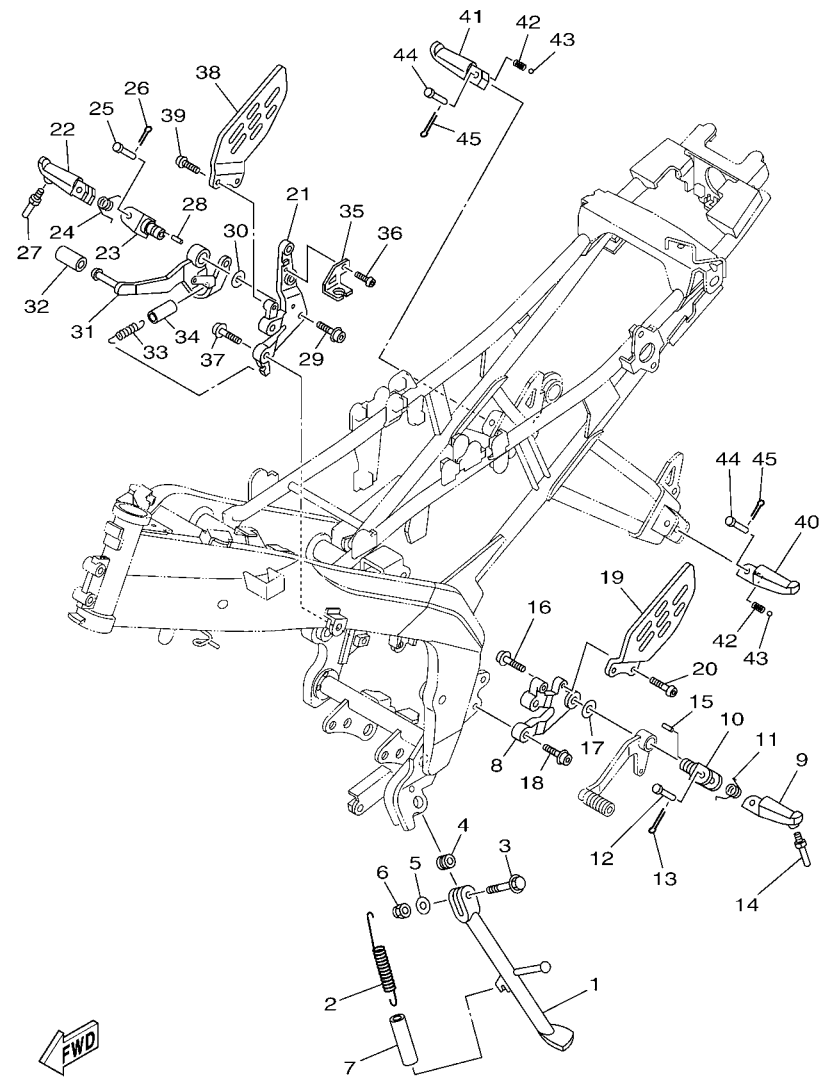
FIG. 31 SOPORTE & APOYAPIE

STAND & FOOTREST



38B1470-H310

| REF. N° | CODIGO N° PART NO. | DESCRIPCION DESCRIPTION | 54C6 | | | | OBSERVACIONES REMARKS |
|---------|--------------------|--|------|--|--|--|-----------------------|
| 1 | 20P-F7311-00 | PUNTAL LATERAL STAND, SIDE | 1 | | | | |
| 2 | 90506-28800 | RESORTE DE TENSION SPRING, TENSION | 1 | | | | |
| 3 | 90105-106A7 | TORNILLO BOLT, FLANGE | 1 | | | | |
| 4 | 90387-10003 | ESPACIADOR COLLAR | 1 | | | | |
| 5 | 92907-10600 | ARANDELA WASHER, PLATE | 1 | | | | |
| 6 | 95617-10100 | PERNO DE PUNTAL NUT, U | 1 | | | | |
| 7 | 90445-21848 | TUBO (L70) HOSE (L70) | 1 | | | | |
| 8 | 20P-F7442-00 | SOPORTE 2 BRACKET 2 | 1 | | | | |
| 9 | 20P-F7451-00 | APOYAPIE FOOTREST | 1 | | | | |
| 10 | 20P-F7411-00 | APOYAPIE 1 FOOTREST 1 | 1 | | | | |
| 11 | 90508-183B9 | RESORTE DE TORSION SPRING, TORSION | 1 | | | | |
| 12 | 90240-08800 | PASADOR CON HOYO PIN, CLEVIS | 1 | | | | |
| 13 | 91401-20012 | CHAVETA PIN, COTTER | 1 | | | | |
| 14 | 2C0-27435-00 | PERNO BOLT | 1 | | | | |
| 15 | 90249-02002 | PASADOR PIN | 1 | | | | |
| 16 | 90110-10012 | TORNILLO ALLEN BOLT, HEXAGON SOCKET HEAD | 1 | | | | |
| 17 | 90201-10066 | ARANDELA PLANA WASHER, PLATE | 1 | | | | |
| 18 | 90110-08814 | TORNILLO ALLEN BOLT, HEXAGON SOCKET HEAD | 2 | | | | |
| 19 | 20P-F7445-00 | PLACE 1 PLATE 1 | 1 | | | | |
| 20 | 92012-06016 | PERNO BOLT, BUTTON HEAD | 2 | | | | |
| 21 | 20P-F7443-00 | SOPORTE 3 BRACKET 3 | 1 | | | | |
| 22 | 20P-F7461-00 | APOYAPIE FOOTREST | 1 | | | | |
| 23 | 20P-F7411-00 | APOYAPIE 1 FOOTREST 1 | 1 | | | | |
| 24 | 90508-184B0 | RESORTE DE TORSION SPRING, TORSION | 1 | | | | |
| 25 | 90240-08800 | PASADOR CON HOYO PIN, CLEVIS | 1 | | | | |
| 26 | 91401-20012 | CHAVETA PIN, COTTER | 1 | | | | |
| 27 | 2C0-27435-00 | PERNO BOLT | 1 | | | | |



38B1470-H310

FIG. 31 SOPORTE & APOYAPIE STAND & FOOTREST

| REF. Nº | CODIGO Nº PART NO. | DESCRIPCION DESCRIPTION | 54C6 | | | | OBSERVACIONES REMARKS |
|---------|--------------------|--|------|--|--|--|-----------------------|
| 28 | 90249-02002 | PASADOR PIN | 1 | | | | |
| 29 | 90110-10012 | TORNILLO ALLEN BOLT, HEXAGON SOCKET HEAD | 1 | | | | |
| 30 | 90201-10066 | ARANDELA PLANA WASHER, PLATE | 1 | | | | |
| 31 | 20P-F7211-00 | PEDAL DE FRENO PEDAL, BRAKE | 1 | | | | |
| 32 | 20P-E8113-00 | FUNDA DEL PEDAL DEL CAMBIO COVER, SHIFT PEDAL | 1 | | | | |
| 33 | 90506-20193 | RESORTE DE TENSION SPRING, TENSION | 1 | | | | |
| 34 | 90445-16807 | TUBO HOSE | 1 | | | | |
| 35 | 20P-F144G-00 | SOPORTE DE INTERRUPTOR STAY, STOP SWITCH | 1 | | | | |
| 36 | 92012-06010 | PERNO BOLT, BUTTON HEAD | 1 | | | | |
| 37 | 90110-08814 | TORNILLO ALLEN BOLT, HEXAGON SOCKET HEAD | 2 | | | | |
| 38 | 20P-F7446-00 | PLACA 2 PLATE 2 | 1 | | | | |
| 39 | 92012-06016 | PERNO BOLT, BUTTON HEAD | 2 | | | | |
| 40 | 20P-F7431-00 | APOYAPIE POSTERIOR 1 FOOTREST, REAR 1 | 1 | | | | |
| 41 | 20P-F7441-00 | APOYAPIE POSTERIOR 2 FOOTREST, REAR 2 | 1 | | | | |
| 42 | 90501-12743 | RESORTE DE COMPRESION SPRING, COMPRESSION | 2 | | | | |
| 43 | 93501-04805 | BOLA BALL | 2 | | | | |
| 44 | 90240-08800 | PASADOR CON HOYO PIN, CLEVIS | 2 | | | | |
| 45 | 91401-20012 | CHAVETA PIN, COTTER | 2 | | | | |

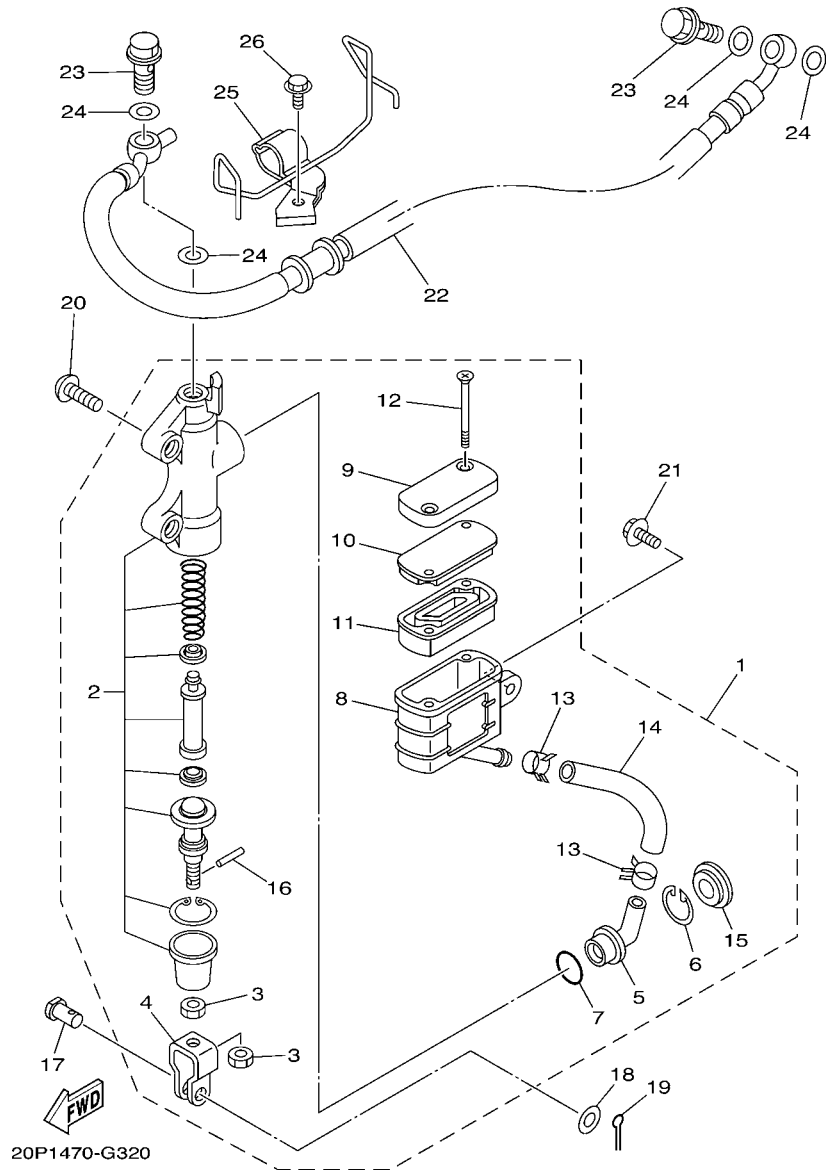


FIG. 32 CILINDRO MAESTRO TRASERO REAR MASTER CYLINDER

| REF. N° | CODIGO N° PART NO. | DESCRIPCION DESCRIPTION | 54C6 | | | | OBSERVACIONES REMARKS |
|---------|--------------------|---|------|--|--|--|-----------------------|
| 1 | 20P-F583V-01 | CILINDRO, MAESTRO TRASERO RR. MASTER CYLINDER ASSY. | 1 | | | | |
| 2 | 20P-W0042-00 | .JUEGO DE CILINDRO MAESTRO .CYLINDER KIT, MASTER | 1 | | | | |
| 3 | 95301-08700 | .TUERCA HEXAGONAL .NUT | 2 | | | | |
| 4 | 2YK-F7222-00 | .UNION .JOINT | 1 | | | | |
| 5 | 4ML-F582A-50 | .CONECTOR .JOINT | 1 | | | | |
| 6 | 2VN-F5866-00 | .PRESILLA REDONDA .CIRCLIP | 1 | | | | |
| 7 | 93210-15620 | .ANILLO O .O-RING | 1 | | | | |
| 8 | 20P-F5894-00 | .TANQUE DE RESERVA .TANK, RESERVOIR | 1 | | | | |
| 9 | 20P-F5852-00 | .TAPA DE TANQUE DE RESERVA .CAP, RESERVOIR | 1 | | | | |
| 10 | 20P-F585B-00 | .PLACA, DIAFRAGMA .PLATE, DIAHRAGM | 1 | | | | |
| 11 | 20P-F5854-00 | .EMPAQUE, DIAFRAGMA .DIAPHRAGM, RESERVOIR | 1 | | | | |
| 12 | 98707-04045 | .TORNILLO DE CABEZA PLANA .SCREW, FLAT HEAD | 2 | | | | |
| 13 | 90467-12085 | .PRESILLA .CLIP | 2 | | | | |
| 14 | 20P-F5895-00 | .MANGUERA DE TANQUE DE RESERVA .HOSE, RESERVOIR | 1 | | | | |
| 15 | 3FV-F589A-00 | .CUBIERTA PARA POLVO .COVER, DUST | 1 | | | | |
| 16 | 4TT-F7238-00 | .PASADOR .PIN | 1 | | | | |
| 17 | 90240-08124 | PASADOR CON HOYO PIN, CLEVIS | 1 | | | | |
| 18 | 90201-08083 | ARANDELA PLANA WASHER, PLATE | 1 | | | | |
| 19 | 91401-20012 | CHAVETA PIN, COTTER | 1 | | | | |
| 20 | 92012-08020 | PERNO BOLT, BUTTON HEAD | 2 | | | | |
| 21 | 90119-06044 | TORNILLO CON ARANDELA BOLT, WITH WASHER | 1 | | | | |
| 22 | 20P-F5873-00 | MANGUERA DE FRENO 2 HOSE, BRAKE 2 | 1 | | | | |
| 23 | 90401-10820 | PERNO DE UNION BOLT, UNION | 2 | | | | |
| 24 | 90201-10118 | ARANDELA PLANA WASHER, PLATE | 4 | | | | |
| 25 | 20P-F5887-00 | SOPORTE DE MANGUERA FRENO HOLDER, BRAKE HOSE | 1 | | | | |
| 26 | 95027-06010 | PERNO, DE BRIDA BOLT, FLANGE | 1 | | | | |

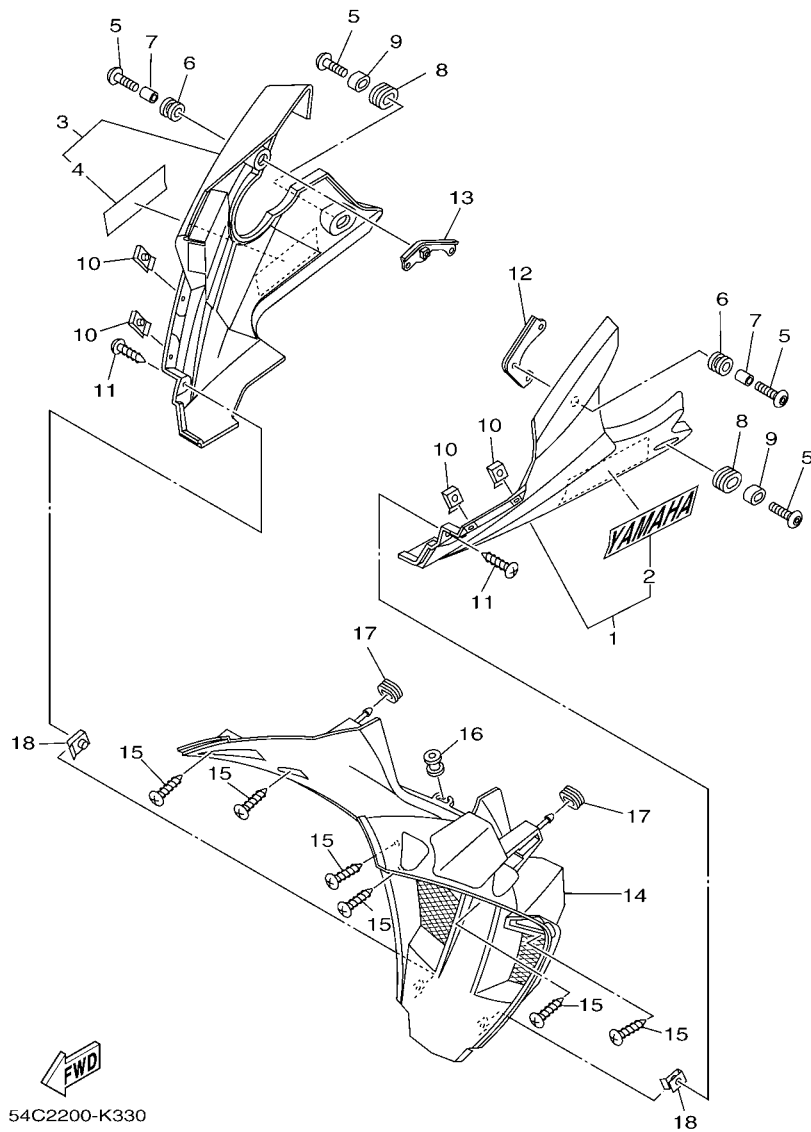


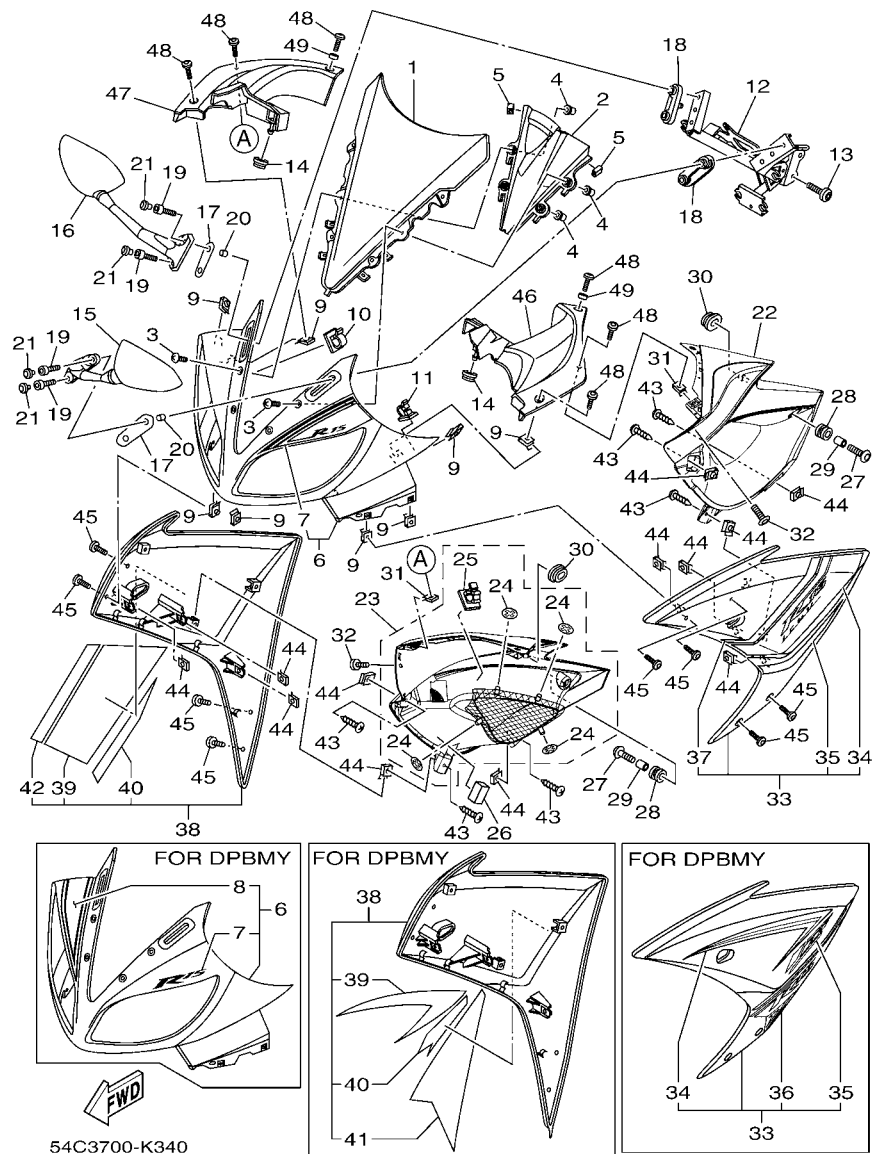
FIG. 33 PATA PROTEGIDA

LEG SHIELD

| REF. Nº | CODIGO Nº PART NO. | DESCRIPCION DESCRIPTION | 54C6 | | | OBSERVACIONES REMARKS |
|---------|-----------------------|---|------|--|--|--------------------------|
| 1 | 20P-XF838-40-P0 | CUBIERTA INFERIOR 1 UNDER COVER ASSY 1 | 1 | | | PARA DPBMY,SMX... |
| 2 | 20P-XF839-D0-P0 | CUBIERTA INFERIOR 2 UNDER COVER ASSY 2 | 1 | | | PARA DPBMY,SMX... |
| 3 | 90111-06117 | TORNILLO BOLT,HEX. SOCKET BUTTON | 4 | | | PARA DPBMY,SMX... |
| 4 | 90480-14003 | TAPON GROMMET | 2 | | | PARA DPBMY,SMX... |
| 5 | 90387-068C2 | ESPACIADOR COLLAR | 2 | | | PARA DPBMY,SMX... |
| 6 | 90480-01811 | TAPON GROMMET | 2 | | | |
| 7 | 20P-F1749-00 | COLLAR COLLAR | 2 | | | |
| 8 | 90183-05076 | TUERCA DE RESORTE NUT,SPRING | 4 | | | |
| 9 | 97707-50012 | TORNILLO SCREW, TRUSS HEAD TAPPING | 2 | | | |
| 10 | 20P-F831U-00 | APOYO 1 STAY, SIDE 1 | 1 | | | |
| 11 | 20P-F832U-00 | APOYO 1 STAY, SIDE 1 | 1 | | | |
| 12 | 20P-XF83D-20 | PANEL 3 PANEL, INNER 3 | 1 | | | |
| 13 | 97707-50012 | TORNILLO SCREW, TRUSS HEAD TAPPING | 6 | | | |
| 14 | 20P-F1773-00 | ANILLO PROTECTOR GROMMET | 1 | | | |
| 15 | 90480-01559 | TAPON GROMMET | 2 | | | |
| 16 | 90183-05818 | TUERCA DE RESORTE NUT, SPRING | 2 | | | |
| 17 | 99241-00160 | .EMBLEMA, YAMAHA .EMBLEM, YAMAHA | 1 | | | UR PARA DPBMY,... |
| 18 | 99241-00120 | .EMBLEMA, YAMAHA .EMBLEM, YAMAHA | 1 | | | UR PARA DPBMY,... |
| 19 | 38B-F841G-00 | .CALCOMANIA DE BOVEDA 1 .GRAPHIC, 1 | 1 | | | UR PARA DPBMY,... |

FIG. 34 PARABRISAS

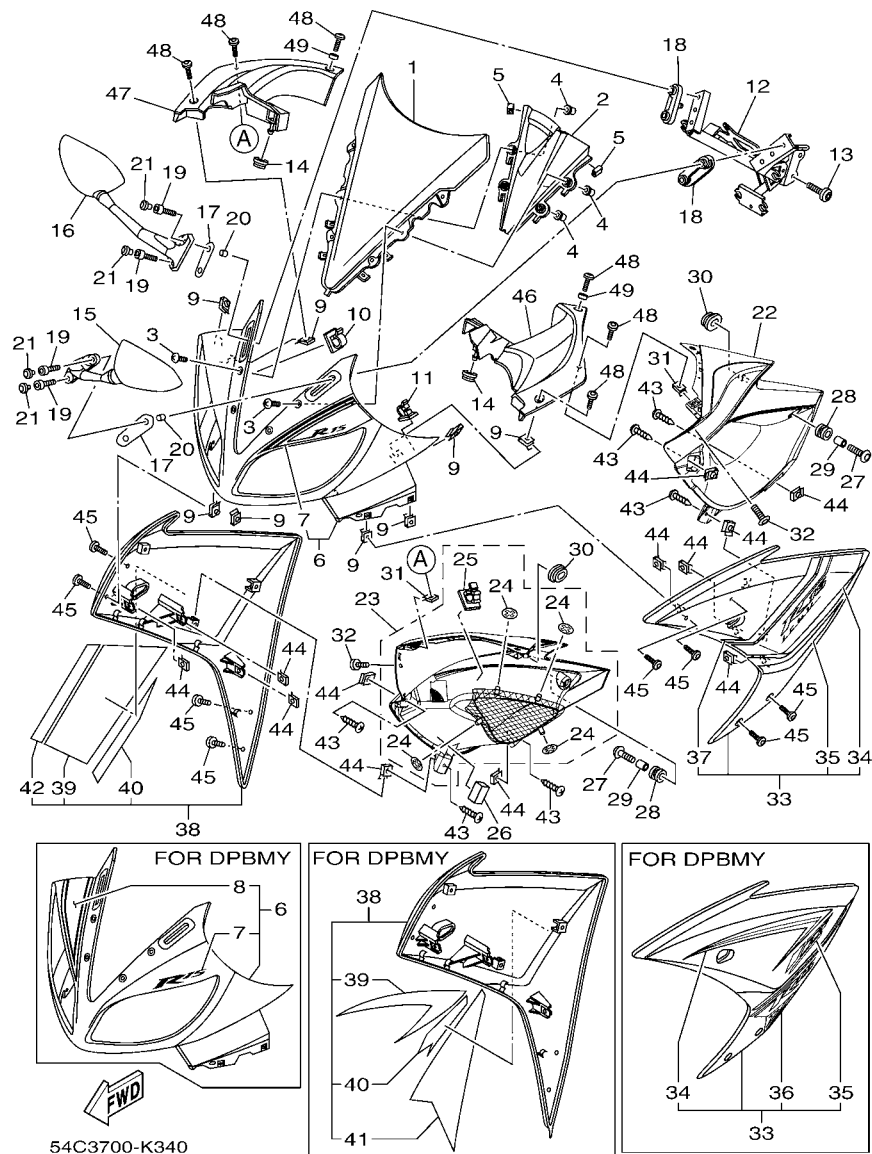
WINDSHIELD



| REF. Nº | CODIGO Nº PART NO. | DESCRIPCION DESCRIPTION | 54C6 | | | OBSERVACIONES REMARKS |
|---------|--------------------|--|------|--|--|--------------------------------|
| 1 | 20P-F8381-00 | PARABRISA WINDSHIELD | 1 | | | |
| 2 | 20P-F836R-00 | PANEL 5 PANEL, INNER 5 | 1 | | | |
| 3 | 90150-05024 | TORNILLO CABEZA REDONDA SCREW, ROUND HEAD | 4 | | | |
| 4 | 90179-05523 | TUERCA NUT | 4 | | | |
| 5 | 20P-F8371-00 | AMORTIGUADOR DAMPER | 2 | | | |
| 6 | 38B-XF835-00-P0 | REFLECTOR PANEL ASSY | 1 | | | UR PARA DPBMY UR PARA DPBMY |
| | 38B-XF835-10-P1 | REFLECTOR PANEL ASSY | 1 | | | UR PARA SMX UR PARA SMX |
| | 38B-XF835-30-P3 | REFLECTOR PANEL ASSY | 1 | | | UR PARA RYC1 UR PARA RYC1 |
| 7 | 90183-05076 | TUERCA DE RESORTE NUT, SPRING | 8 | | | |
| 8 | 90464-20003 | BRIDA CLAMP | 1 | | | |
| 9 | 90464-25160 | BRIDA CLAMP | 1 | | | |
| 10 | 20P-F8356-01 | SOPORTE 1 STAY 1 | 1 | | | |
| 11 | 90111-08836 | TORNILLO BOLT, HEX. SOCKET BUTTON | 2 | | | |
| 12 | 90480-01870 | TAPON GROMMET | 2 | | | |
| 13 | 20P-F6280-00 | ESPEJO COMPLETO (IZQUIERDO) REAR VIEW MIRROR ASSY (LEFT) | 1 | | | |
| 14 | 20P-F6290-00 | ESPEJO COMPLETO (DERECHO) REAR VIEW MIRROR ASSY (RIGHT) | 1 | | | |
| 15 | 20P-F8483-00 | PLACA 1 PLATE, RUBBER 1 | 2 | | | |
| 16 | 20P-F8484-00 | PLACA 2 PLATE, RUBBER 2 | 2 | | | |
| 17 | 91317-06025 | PERNO BOLT | 4 | | | |
| 18 | 90387-068C2 | ESPACIADOR COLLAR | 4 | | | |
| 19 | 20P-F3469-00 | TAPA DE PERNO CAP, BOLT | 4 | | | |
| 20 | 20P-F117V-10-P0 | CUBIERTA 7 COVER 7 | 1 | | | PARA DPBMY PARA DPBMY |
| | 20P-F117V-10-P1 | CUBIERTA 7 COVER 7 | 1 | | | PARA SMX PARA SMX |
| | 20P-F117V-10-P3 | CUBIERTA 7 COVER 7 | 1 | | | PARA RYC1 PARA RYC1 |
| 21 | 20P-XF117-B0-P0 | CUBIERTA 8 COVER 8 | 1 | | | UR PARA DPBMY UR PARA DPBMY |
| | 54C-XF117-40-P0 | CUBIERTA 8 COVER 8 | 1 | | | UR PARA DPBMY UR PARA DPBMY |
| 22 | 90183-05067 | .TUERCA DE RESORTE .NUT, SPRING | 4 | | | |

FIG. 34 PARABRISAS

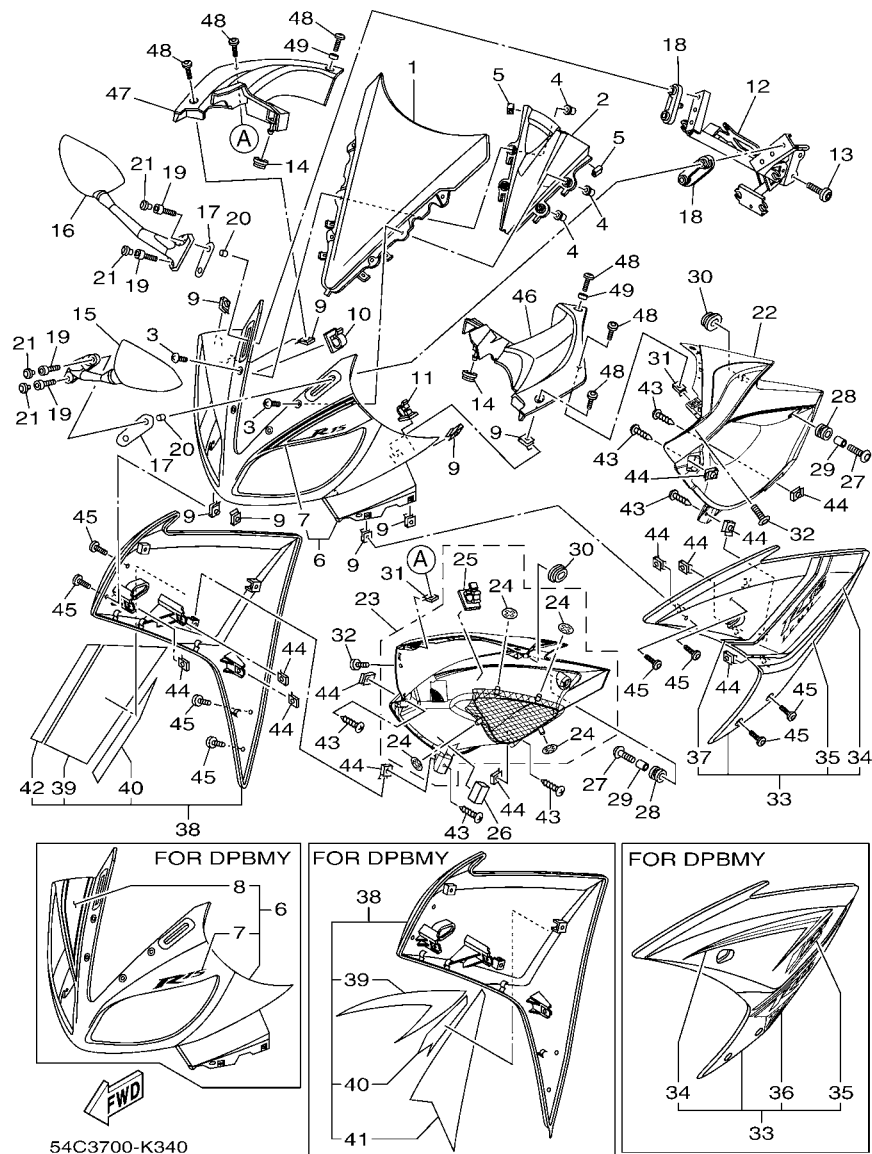
WINDSHIELD



| REF. Nº | CODIGO Nº PART NO. | DESCRIPCION DESCRIPTION | 54C6 | | | | OBSERVACIONES REMARKS |
|---------|--------------------|---|------|--|--|--|--|
| 23 | 90464-20003 | .BRIDA .CLAMP | 1 | | | | |
| 24 | 20P-XF117-C0-P1 | CUBIERTA 8 COVER 8 | 1 | | | | UR PARA SMX UR PARA SMX |
| | 54C-XF117-50-P1 | CUBIERTA 8 COVER 8 | 1 | | | | UR PARA SMX UR PARA SMX |
| 25 | 90183-05067 | .TUERCA DE RESORTE .NUT, SPRING | 4 | | | | |
| 26 | 90464-20003 | .BRIDA .CLAMP | 1 | | | | |
| 27 | 20P-XF117-E0-P3 | CUBIERTA 8 COVER 8 | 1 | | | | UR PARA RYC1 UR PARA RYC1 |
| | 54C-XF117-70-P3 | CUBIERTA 8 COVER 8 | 1 | | | | UR PARA RYC1 UR PARA RYC1 |
| 28 | 90183-05067 | .TUERCA DE RESORTE .NUT, SPRING | 4 | | | | |
| 29 | 90464-20003 | .BRIDA .CLAMP | 1 | | | | |
| 30 | 90520-40001 | EQUILIBRIO, CUBIERTA DAMPER, PLATE | 1 | | | | |
| 31 | 90111-06117 | TORNILLO BOLT, HEX. SOCKET BUTTON | 2 | | | | |
| 32 | 90480-14003 | TAPON GROMMET | 2 | | | | |
| 33 | 90387-068C2 | ESPACIADOR COLLAR | 2 | | | | |
| 34 | 90480-01870 | TAPON GROMMET | 2 | | | | |
| 35 | 90183-05076 | TUERCA DE RESORTE NUT, SPRING | 2 | | | | |
| 36 | 90111-05003 | TORNILLO BOLT, HEX. SOCKET BUTTON | 2 | | | | |
| 37 | 38B-XF836-70-P0 | PANEL COMPLETO 1 PANEL COMP 1 | 1 | | | | UR PARA DPBMY UR PARA DPBMY |
| | 38B-XF836-50-P1 | PANEL COMPLETO 1 PANEL COMP 1 | 1 | | | | UR MBL2 PARA SMX UR MBL2 PARA SMX |
| | 38B-XF836-80-P2 | PANEL COMPLETO 1 PANEL COMP 1 | 1 | | | | UR BWC1 PARA RYC1 UR BWC1 PARA RYC1 |
| 38 | 38B-XF83G-80-P0 | PANEL COMPLETO 2 PANEL COMP 2 | 1 | | | | UR PARA DPBMY UR PARA DPBMY |
| | 38B-XF83G-A0-P1 | PANEL COMPLETO 2 PANEL COMP 2 | 1 | | | | UR MBL2 PARA SMX UR MBL2 PARA SMX |
| | 38B-XF83G-C0-P2 | PANEL COMPLETO 2 PANEL COMP 2 | 1 | | | | UR BWC1 PARA RYC1 UR BWC1 PARA RYC1 |
| 39 | 97707-50012 | TORNILLO SCREW, TRUSS HEAD TAPPING | 6 | | | | |
| 40 | 90183-05818 | TUERCA DE RESORTE NUT, SPRING | 12 | | | | |
| 41 | 90111-05003 | TORNILLO BOLT, HEX. SOCKET BUTTON | 8 | | | | |
| 42 | 20P-F837L-00 | PANEL DE CONSOLA PANEL, CONSOLE 1 | 1 | | | | |
| 43 | 20P-F837M-00 | PANEL, DE CONSOLA 2 PANEL, CONSOLE 2 | 1 | | | | |

FIG. 34 PARABRISAS

WINDSHIELD

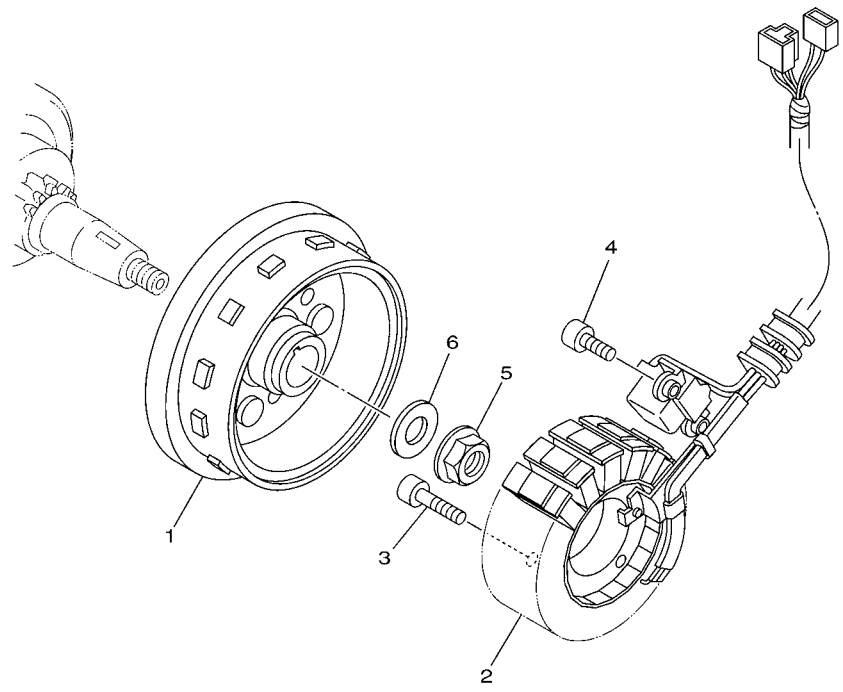


54C3700-K340

| REF. Nº | CODIGO Nº PART NO. | DESCRIPCION DESCRIPTION | 54C6 | | | OBSERVACIONES REMARKS |
|---------|--------------------|-------------------------------------|------|--|--|--------------------------------|
| 44 | 90111-05003 | TORNILLO BOLT,HEX. SOCKET BUTTON | 6 | | | |
| 45 | 90387-068C4 | ESPACIADOR COLLAR | 2 | | | |
| 46 | 38B-F8391-01 | .CALCOMANIA 1 .GRAPHIC 1 | 1 | | | UR PARA SMX UR PARA SMX |
| | 38B-F8391-20 | .CALCOMANIA 1 .GRAPHIC 1 | 1 | | | UR PARA DPBMY UR PARA DPBMY |
| | 38B-F8391-31 | .CALCOMANIA 1 .GRAPHIC 1 | 1 | | | UR PARA RYC1 UR PARA RYC1 |
| 47 | 38B-F8392-01 | .CALCOMANIA 2 .GRAPHIC 2 | 1 | | | UR PARA SMX UR PARA SMX |
| | 38B-F8392-20 | .CALCOMANIA 2 .GRAPHIC 2 | 1 | | | UR PARA DPBMY UR PARA DPBMY |
| | 38B-F8392-31 | .CALCOMANIA 2 .GRAPHIC 2 | 1 | | | UR PARA RYC1 UR PARA RYC1 |
| 48 | 38B-F8393-00 | .CALCOMANIA 3 .GRAPHIC 3 | 1 | | | UR PARA DPBMY UR PARA DPBMY |
| | 38B-F8393-10 | .CALCOMANIA 3 .GRAPHIC 3 | 1 | | | UR PARA SMX UR PARA SMX |
| | 38B-F8393-30 | .CALCOMANIA 3 .GRAPHIC 3 | 1 | | | UR PARA RYC1 UR PARA RYC1 |
| 49 | 38B-F8394-00 | .CALCOMANIA 4 .GRAPHIC 4 | 1 | | | UR PARA DPBMY UR PARA DPBMY |
| | 38B-F8394-10 | .CALCOMANIA 4 .GRAPHIC 4 | 1 | | | UR PARA SMX UR PARA SMX |
| | 38B-F8394-30 | .CALCOMANIA 4 .GRAPHIC 4 | 1 | | | UR PARA RYC1 UR PARA RYC1 |
| 50 | 38B-F8398-00 | .GRAFICO 5 .GRAPHIC 5 | 1 | | | UR PARA DPBMY UR PARA DPBMY |
| 51 | 38B-F8399-00 | .CALCOMANIA 6 .GRAPHIC 6 | 1 | | | UR PARA DPBMY UR PARA DPBMY |
| 52 | 38B-F839A-00 | .CALCOMANIA, DE BOVEDA 7 .GRAPHIC 7 | 1 | | | UR PARA SMX UR PARA SMX |
| 53 | 38B-F839E-00 | .CALCOMANIA .GRAPHIC 8 | 1 | | | UR PARA SMX UR PARA SMX |
| | 38B-F839A-20 | .CALCOMANIA, DE BOVEDA 7 .GRAPHIC 7 | 1 | | | UR PARA RYC1 UR PARA RYC1 |
| | 38B-F839E-20 | .CALCOMANIA .GRAPHIC 8 | 1 | | | UR PARA RYC1 UR PARA RYC1 |
| | 38B-F841G-10 | .CALCOMANIA DE BOVEDA 1 .GRAPHIC, 1 | 1 | | | UR PARA SMX UR PARA SMX |
| | 38B-F841G-30 | .CALCOMANIA DE BOVEDA 1 .GRAPHIC, 1 | 1 | | | UR PARA RYC1 UR PARA RYC1 |
| 54 | 38B-F842G-00 | .EMBLEMA 2 .GRAPHIC, 2 | 1 | | | UR PARA DPBMY UR PARA DPBMY |

FIG. 35 GENERADOR

GENERATOR

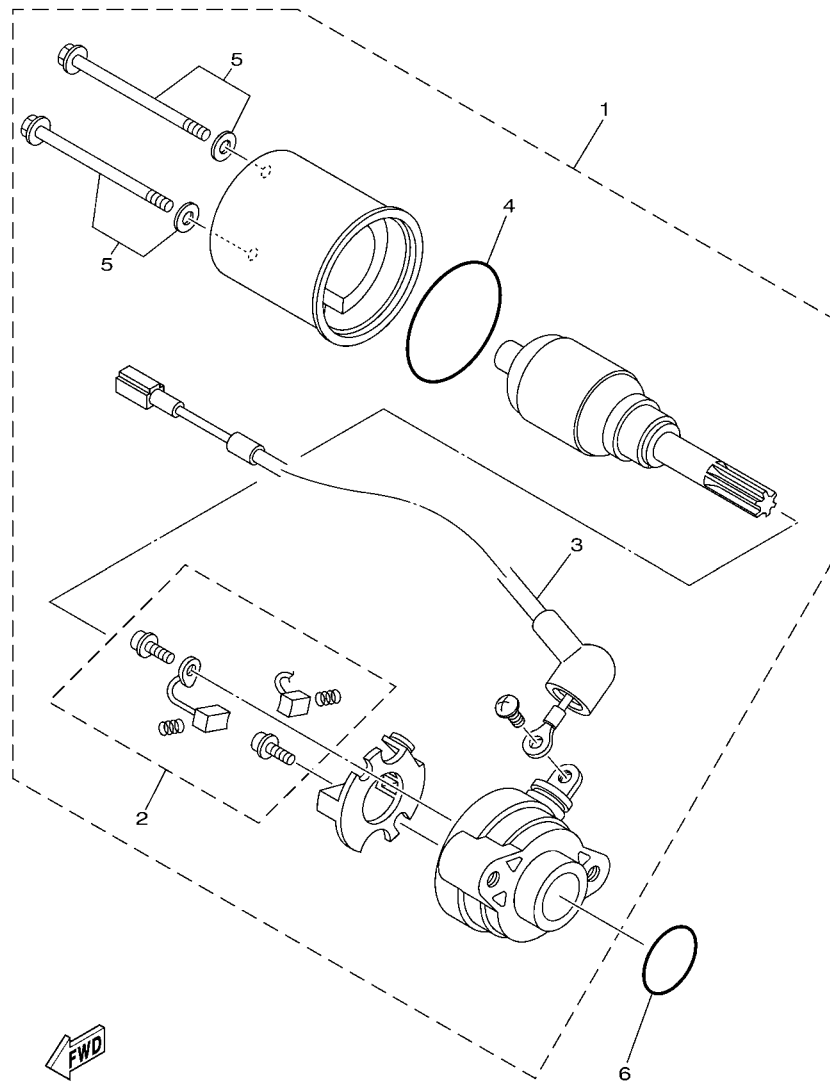


| REF. Nº | CODIGO Nº PART NO. | DESCRIPCION DESCRIPTION | 54C6 | | | | OBSERVACIONES REMARKS |
|---------|--------------------|---------------------------------|------|--|--|--|-----------------------|
| 1 | 3C1-H1450-10 | ROTOR COMPLETO ROTOR ASSY | 1 | | | | |
| 2 | 3C1-H1410-11 | ESTATOR COMPLETO STATOR ASSY | 1 | | | | |
| 3 | 91317-06025 | PERNO BOLT | 3 | | | | |
| 4 | 91317-06016 | PERNO BOLT | 2 | | | | |
| 5 | 95707-12500 | TUERCA DE BRIDA NUT, FLANGE | 1 | | | | |
| 6 | 90201-12019 | ARANDELA PLANA WASHER, PLATE | 1 | | | | |
| ----- | | | | | | | |
| ----- | | | | | | | |
| ----- | | | | | | | |
| ----- | | | | | | | |
| ----- | | | | | | | |
| ----- | | | | | | | |
| ----- | | | | | | | |

FWD
3C11460-F320

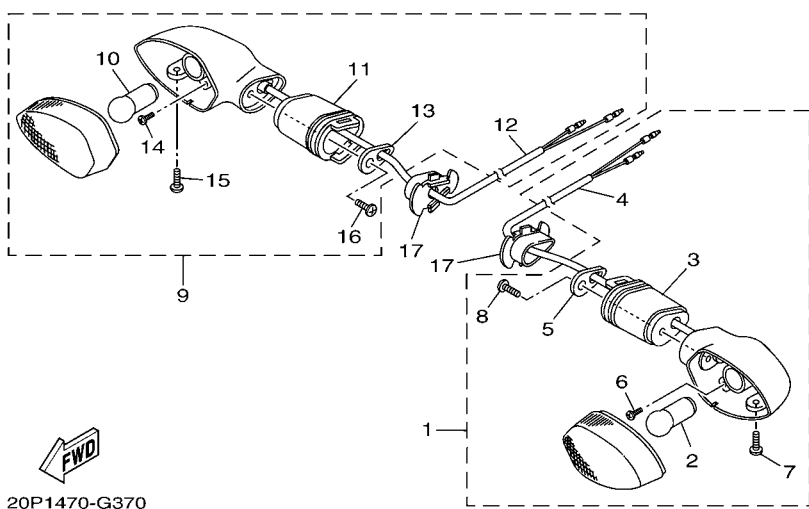
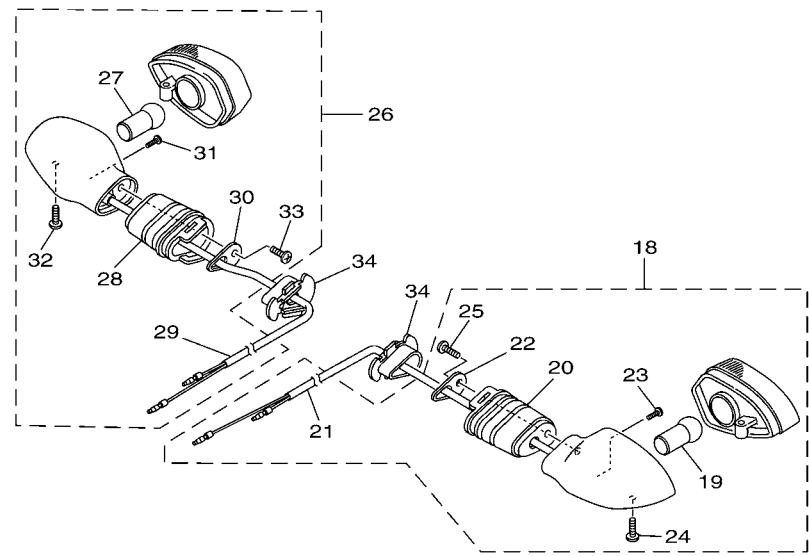
FIG. 36 MOTOR DE ARRANQUE

STARTING MOTOR



3C11460-F330

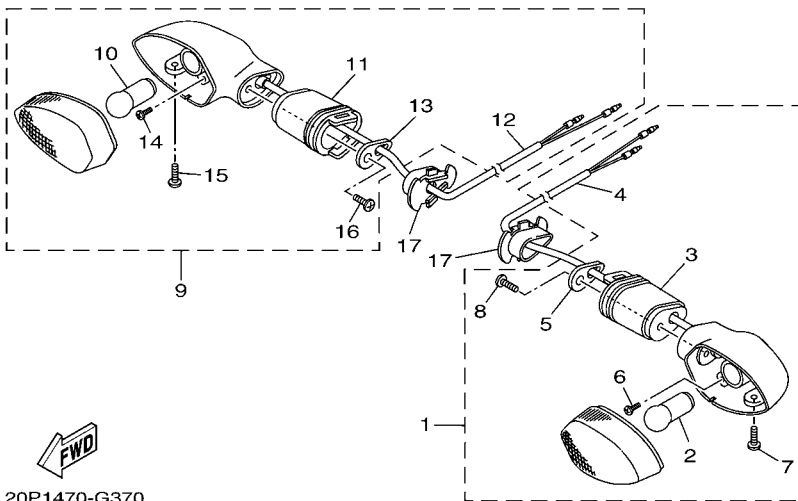
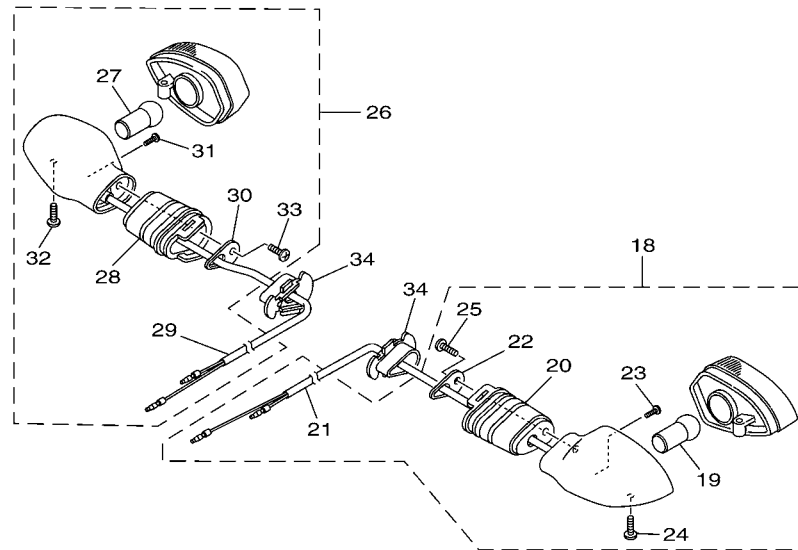
| REF. Nº | CODIGO Nº PART NO. | DESCRIPCION DESCRIPTION | 54C6 | | | | OBSERVACIONES REMARKS |
|---------|--------------------|---|------|--|--|--|-----------------------|
| 1 | 38B-H1800-01 | MOTOR DE ARRANQUE COMPLETO STARTING MOTOR ASSY | 1 | | | | |
| 2 | 3AY-H1801-00 | .JUEGO DE ESCOBILLA .BRUSH SET | 1 | | | | |
| 3 | 5D7-8183G-00 | .CABLE DEL MOTOR COMPL. .CORD COMP. | 1 | | | | |
| 4 | 1S7-H1861-00 | .EMPAQUETADURA .GASKET | 1 | | | | |
| 5 | 3AY-H1828-00 | .TORNILLO DE EMPUJE 2 .SCREW 2 | 1 | | | | |
| 6 | 93210-26810 | .ANILLO O O-RING | 1 | | | | |
| | | | | | | | |
| | | | | | | | |
| | | | | | | | |
| | | | | | | | |
| | | | | | | | |
| | | | | | | | |
| | | | | | | | |



20P1470-G370

FIG. 37 LUZ DE DESTELLADOR FLASHER LIGHT

| REF. Nº | CODIGO Nº PART NO. | DESCRIPCION DESCRIPTION | 54C6 | | | | OBSERVACIONES REMARKS |
|---------|--------------------|--|------|--|--|--|-----------------------|
| 1 | 20P-H3310-00 | DESTELLADOR DE LUZ DELANT. FRONT FLASHER LIGHT ASSY 1 | 1 | | | | |
| 2 | 20P-H3311-00 | .BOMBILLA (12V-10W) .BULB, FLASHER (12V-10W) | 1 | | | | |
| 3 | 20P-H3318-00 | .SOPORTE DE DESTELLADOR 1 .STAY, FLASHER 1 | 1 | | | | |
| 4 | 20P-H331E-00 | .CORDON COMPLETO .CORD ASSY | 1 | | | | |
| 5 | 20P-H3618-00 | .PLACA .PLATE | 1 | | | | |
| 6 | 20P-H213A-00 | .TORNILLO ACCESORIO .SCREW, FITTING | 1 | | | | |
| 7 | 20P-H3333-00 | .TORNILLO ACCESORIO DE LENTE .SCREW, LENS FITTING | 1 | | | | |
| 8 | 20P-H2133-00 | .TORNILLO ACCESORIO .SCREW, FITTING | 1 | | | | |
| 9 | 20P-H3320-00 | DESTELLADOR DE LUZ DELANT. FRONT FLASHER LIGHT ASSY 2 | 1 | | | | |
| 10 | 20P-H3311-00 | .BOMBILLA (12V-10W) .BULB, FLASHER (12V-10W) | 1 | | | | |
| 11 | 20P-H3318-00 | .SOPORTE DE DESTELLADOR 1 .STAY, FLASHER 1 | 1 | | | | |
| 12 | 20P-H332E-00 | .CABLE COMPL. .CORD ASSY | 1 | | | | |
| 13 | 20P-H3618-00 | .PLACA .PLATE | 1 | | | | |
| 14 | 20P-H213A-00 | .TORNILLO ACCESORIO .SCREW, FITTING | 1 | | | | |
| 15 | 20P-H3333-00 | .TORNILLO ACCESORIO DE LENTE .SCREW, LENS FITTING | 1 | | | | |
| 16 | 20P-H2133-00 | .TORNILLO ACCESORIO .SCREW, FITTING | 1 | | | | |
| 17 | 5YY-H3318-10 | SOPORTE DE DESTELLADOR 1 STAY, FLASHER 1 | 2 | | | | |
| 18 | 20P-H3330-00 | DESTELLADOR DE LUZ TRAS.COMPL. REAR FLASHER LIGHT ASSY 1 | 1 | | | | |
| 19 | 20P-H3311-00 | .BOMBILLA (12V-10W) .BULB, FLASHER (12V-10W) | 1 | | | | |
| 20 | 20P-H3318-00 | .SOPORTE DE DESTELLADOR 1 .STAY, FLASHER 1 | 1 | | | | |
| 21 | 20P-H333E-00 | .CABLE COMPLETA .CORD ASSY | 1 | | | | |
| 22 | 20P-H3618-00 | .PLACA .PLATE | 1 | | | | |
| 23 | 20P-H213A-00 | .TORNILLO ACCESORIO .SCREW, FITTING | 1 | | | | |
| 24 | 20P-H3333-00 | .TORNILLO ACCESORIO DE LENTE .SCREW, LENS FITTING | 1 | | | | |
| 25 | 20P-H2133-00 | .TORNILLO ACCESORIO .SCREW, FITTING | 1 | | | | |
| 26 | 20P-H3340-00 | DESTELLADOR DE LUZ TRAS.COMPL. REAR FLASHER LIGHT ASSY 2 | 1 | | | | |
| 27 | 20P-H3311-00 | .BOMBILLA (12V-10W) .BULB, FLASHER (12V-10W) | 1 | | | | |



20P1470-G370

FIG. 37 LUZ DE DESTELLADOR FLASHER LIGHT

| REF. Nº | CODIGO Nº PART NO. | DESCRIPCION DESCRIPTION | 54C6 | | | | OBSERVACIONES REMARKS |
|---------|--------------------|--|------|--|--|--|-----------------------|
| 28 | 20P-H3318-00 | .SOPORTE DE DESTELLADOR 1 .STAY, FLASHER 1 | 1 | | | | |
| 29 | 20P-H334E-00 | .CABLE COMPLETA .CORD ASS'Y | 1 | | | | |
| 30 | 20P-H3618-00 | .PLACA .PLATE | 1 | | | | |
| 31 | 20P-H213A-00 | .TORNILLO ACCESORIO .SCREW, FITTING | 1 | | | | |
| 32 | 20P-H3333-00 | .TORNILLO ACCESORIO DE LENTE .SCREW, LENS FITTING | 1 | | | | |
| 33 | 20P-H2133-00 | .TORNILLO ACCESORIO .SCREW, FITTING | 1 | | | | |
| 34 | 5YY-H3318-10 | SOPORTE DE DESTELLADOR 1 STAY, FLASHER 1 | 2 | | | | |

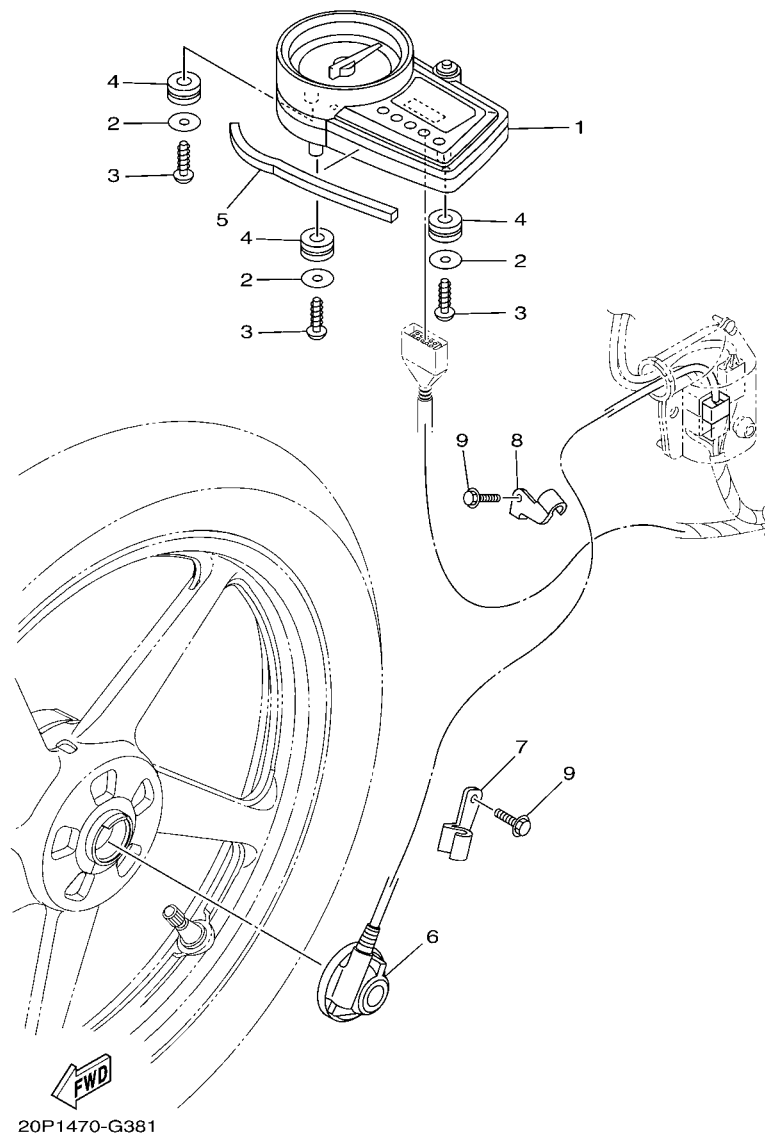
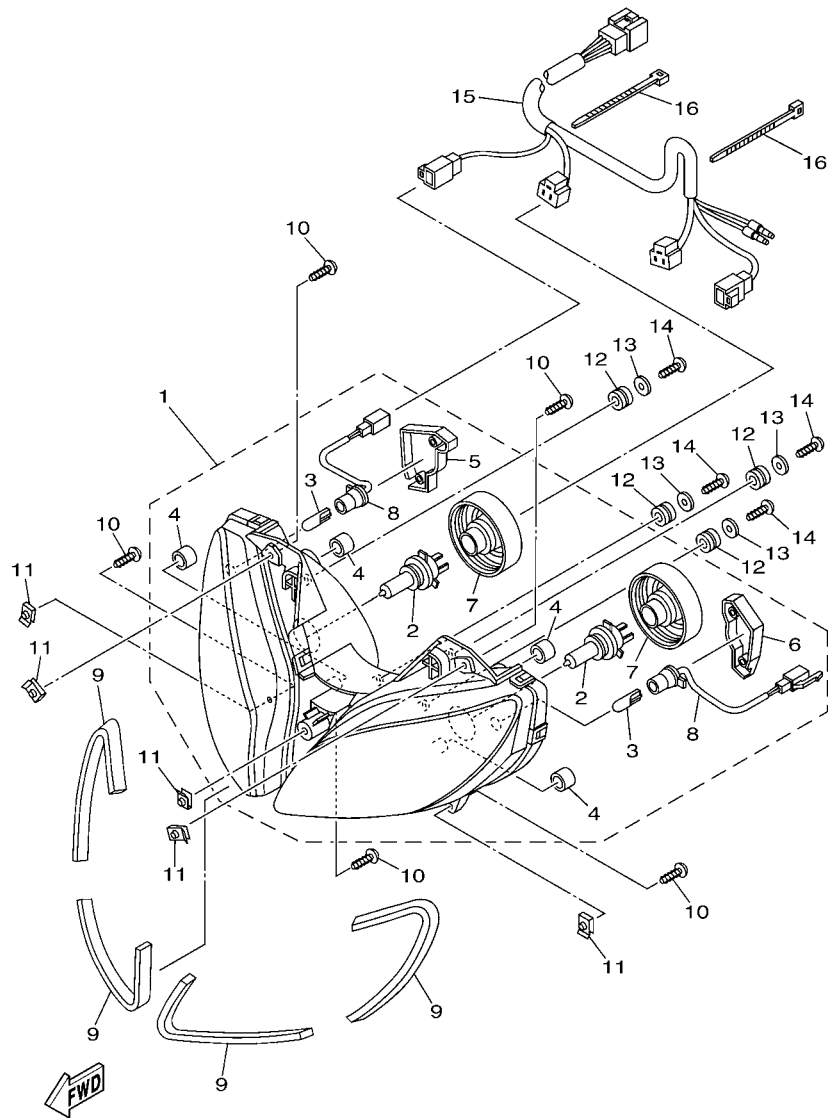


FIG. 38 MEDIDOR

METER

| REF. N° | CODIGO N° PART NO. | DESCRIPCION DESCRIPTION | 54C6 | | | | OBSERVACIONES REMARKS |
|---------|--------------------|---------------------------------------|------|--|--|--|-----------------------|
| 1 | 20P-H3500-02 | METRO COMPLETO METER ASSY | 1 | | | | |
| 2 | 90201-05036 | ARANDELA PLANA WASHER, PLATE | 3 | | | | |
| 3 | 97707-50016 | TORNILLO SCREW, TRUSS HEAD TAPPING | 3 | | | | |
| 4 | 90480-14816 | TAPON GROMMET | 3 | | | | |
| 5 | 20P-H3592-00 | AMORTIGUADOR DAMPER | 1 | | | | |
| 6 | 20P-H3755-01 | SENSOR DE VELOCIDAD SENSOR, SPEED | 1 | | | | |
| 7 | 20P-H3595-00 | GRAMPA CLAMP | 1 | | | | |
| 8 | 20P-H3596-00 | GRAMPA CLAMP | 1 | | | | |
| 9 | 95027-06014 | PERNO, DE BRIDA BOLT, FLANGE | 2 | | | | |
| <hr/> | | | | | | | |
| <hr/> | | | | | | | |
| <hr/> | | | | | | | |
| <hr/> | | | | | | | |
| <hr/> | | | | | | | |



20P1470-G391

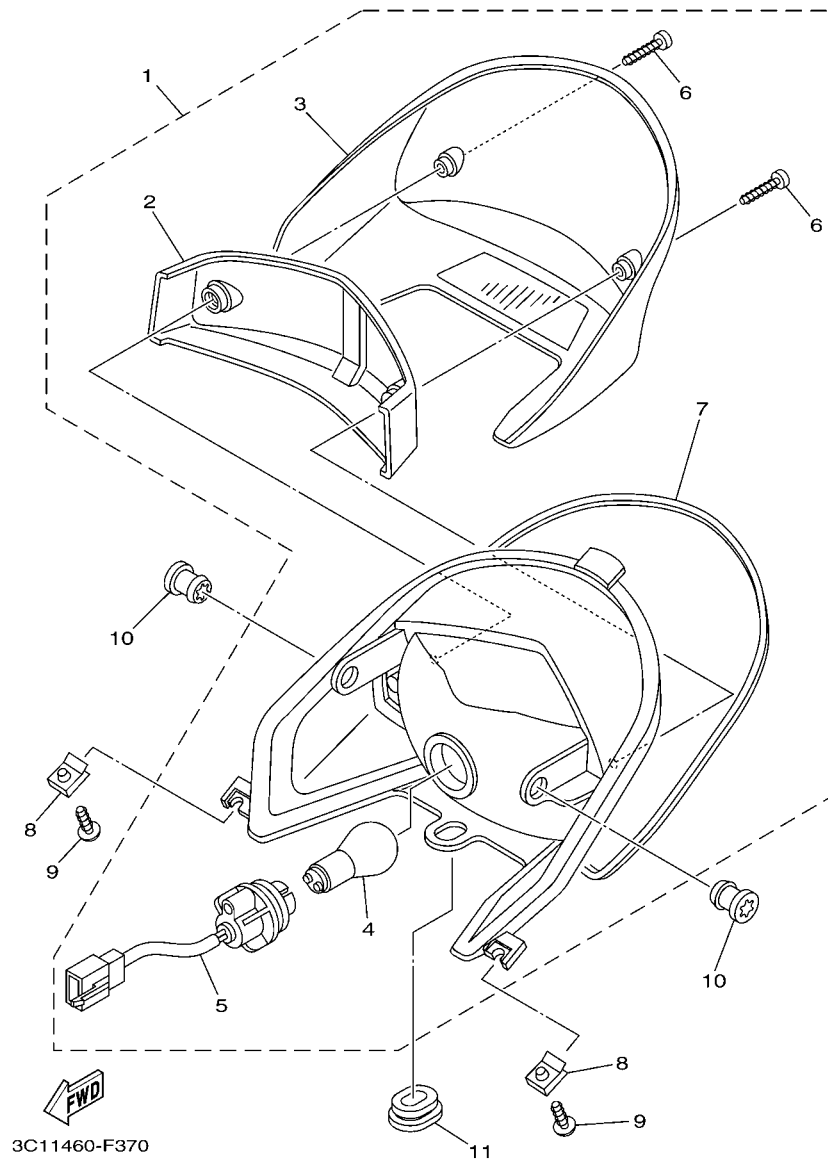
FIG. 39 FARO DELANTERO

HEADLIGHT

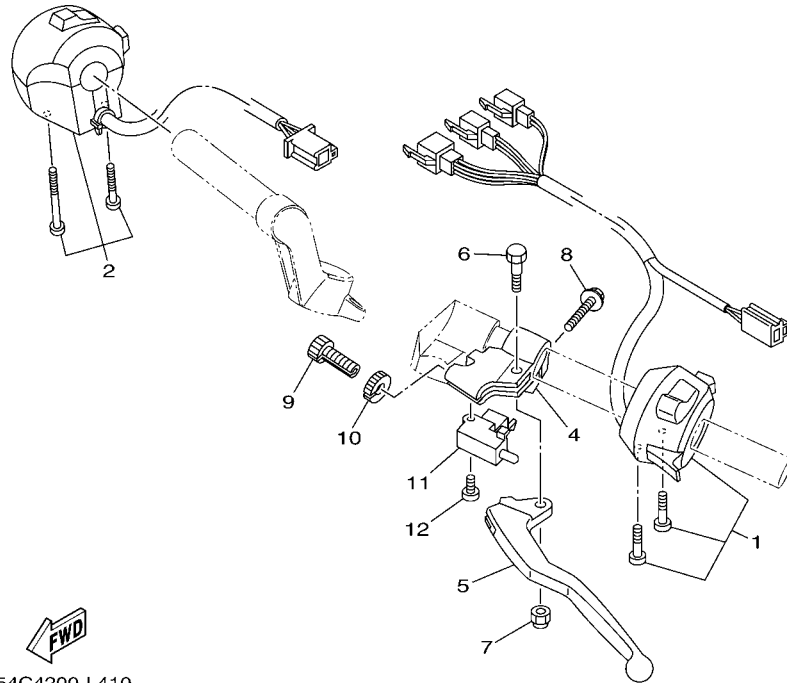
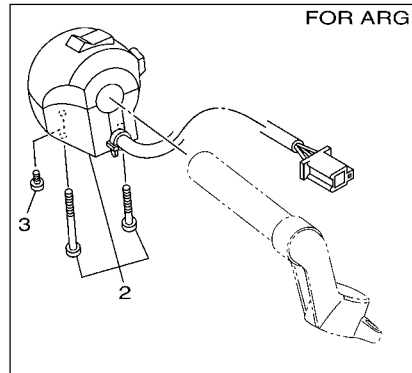
| REF. Nº | CODIGO Nº PART NO. | DESCRIPCION DESCRIPTION | 54C6 | | | | OBSERVACIONES REMARKS |
|---------|--------------------|---|------|--|--|--|-----------------------|
| 1 | 54C-H4300-00 | FARO DELANTERO COMPLETO HEADLIGHT ASSY | 1 | | | | |
| 2 | 20P-H4314-00 | .AMPOLLETA (12V-35/35W) BULB (12V-35/35W) | 2 | | | | |
| 3 | 20P-H4347-00 | .AMPOLLETA (12V-5W) BULB (12V-5W) | 2 | | | | |
| 4 | 20P-H4378-00 | .TAPA .CAP | 4 | | | | |
| 5 | 20P-H4544-10 | .CUBIERTA .COVER | 1 | | | | |
| 6 | 20P-H4544-00 | .CUBIERTA .COVER | 1 | | | | |
| 7 | 20P-H4397-00 | .CUBIERTA DE ENCASTRE .COVER, SOCKET | 2 | | | | |
| 8 | 20P-H4312-00 | .CABLE COMPLETA .CORD ASSY | 2 | | | | |
| 9 | 20P-H4345-00 | AMORT DE FARO DELANTERO DAMPER, HEADLIGHT | 4 | | | | |
| 10 | 97707-50016 | TORNILLO SCREW, TRUSS HEAD TAPPING | 5 | | | | |
| 11 | 90183-05818 | TUERCA DE RESORTE NUT, SPRING | 5 | | | | |
| 12 | 90480-14229 | TAPON GROMMET | 4 | | | | |
| 13 | 90201-05036 | ARANDELA PLANA WASHER, PLATE | 4 | | | | |
| 14 | 97707-50016 | TORNILLO SCREW, TRUSS HEAD TAPPING | 4 | | | | |
| 15 | 54C-H4359-00 | CABLE DE FARO DELANTERO CORD, HEADLIGHT | 1 | | | | |
| 16 | 90464-36800 | BRIDA CLAMP | 2 | | | | |

FIG. 40 LUZ DE COLA

TAILLIGHT



| REF. N° | CODIGO N° PART NO. | DESCRIPCION DESCRIPTION | 54C6 | | | | OBSERVACIONES REMARKS |
|---------|--------------------|---|------|--|--|--|-----------------------|
| 1 | 3C1-H4710-03 | UNIDAD FARO TRASERO COMPL. TAILLIGHT UNIT ASSY | 1 | | | | |
| 2 | 3C1-H4721-01 | .LENTE DE FARO TRASERO .LENS, TAILLIGHT | 1 | | | | |
| 3 | 3C1-H4733-00 | .LENTE DE FARO TRASERO .LENS, 1 | 1 | | | | |
| 4 | 3C1-H4714-00 | .BOMBILLA (12V-21/5W) .BULB (12V-21/5W) | 1 | | | | |
| 5 | 3C1-H4735-00 | .CABLE COMPLETA .SOCKET CORD ASSY | 1 | | | | |
| 6 | 3C1-H4724-00 | .TORNILLO ACCESORIO DE LENTE .SCREW, LENS FITTING | 2 | | | | |
| 7 | 3C1-H4704-00 | .EMPAQUETADURA DE LUZ DE COLA .GASKET, TAILLIGHT | 1 | | | | |
| 8 | 90183-05818 | TUERCA DE RESORTE NUT, SPRING | 2 | | | | |
| 9 | 97707-50014 | TORNILLO SCREW, TRUSS HEAD TAPPING | 2 | | | | |
| 10 | 90480-13810 | TAPON GROMMET | 2 | | | | |
| 11 | 90480-01558 | TAPON GROMMET | 1 | | | | |



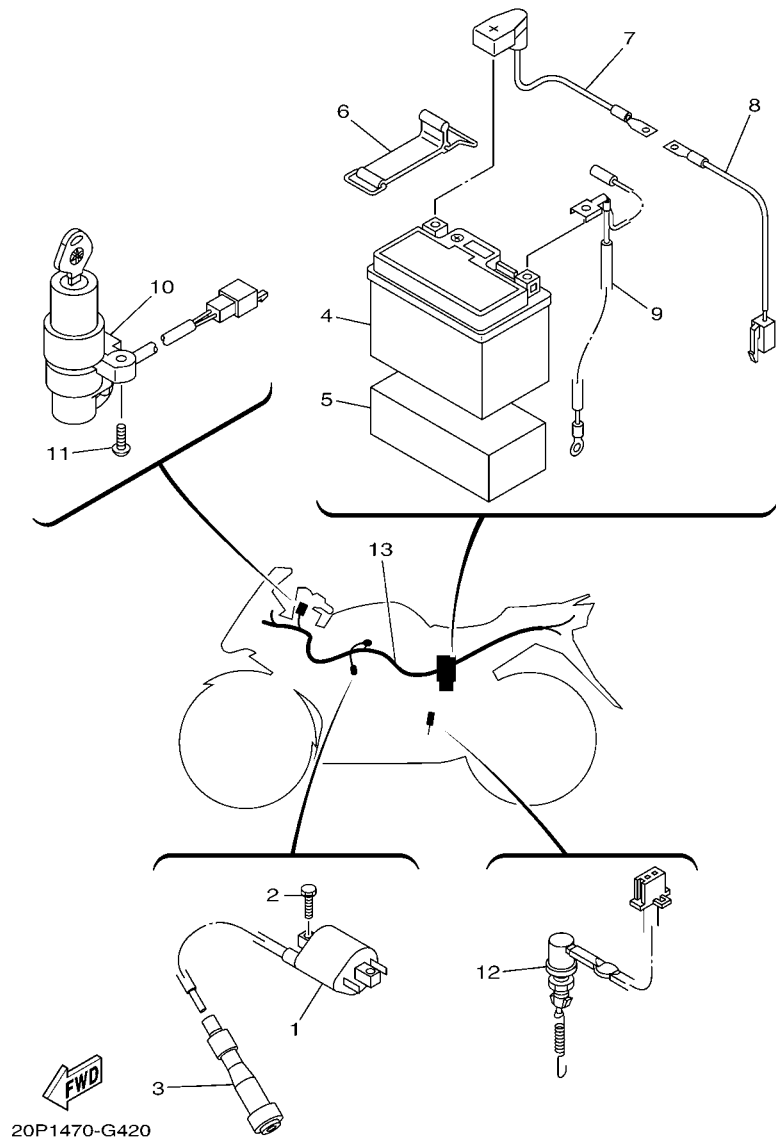
54C4200-L410

FIG. 41 INTERRUPTOR DE MANILLAR&PALANC HANDLE SWITCH & LEVER

| REF. Nº | CODIGO Nº PART NO. | DESCRIPCION DESCRIPTION | 54C6 | | | | OBSERVACIONES REMARKS |
|---------|-----------------------|---|------|--|--|--|--------------------------|
| 1 | 20P-H3972-00 | INTERRUPTOR DE MANIJA 4 SWITCH, HANDLE 4 | 1 | | | | |
| 2 | 20P-H3963-00 | INTERRUPTOR DE MANIJA 3 SWITCH, HANDLE 3 | 1 | | | | |
| | 54C-H3975-00 | INTERRUPTOR DE MANIJA 2 SWITCH, HANDLE 2 | 1 | | | | |
| 3 | 98507-05010 | TORNILLO DE CABEZA CON PLANA SCREW, PAN HEAD | 1 | | | | |
| 4 | 20P-H2911-00 | SOPORTE DE LEVA 1 HOLDER, LEVER 1 | 1 | | | | |
| 5 | 20P-H3912-00 | PALANCA 1 LEVER 1 | 1 | | | | |
| 6 | 20P-H3945-00 | PERNO DE PALANCA BOLT, LEVER | 1 | | | | |
| 7 | 20P-H331B-00 | TUERCA DE RESORTE NUT, SPRING | 1 | | | | |
| 8 | 20P-H3546-00 | PERNO BOLT | 1 | | | | |
| 9 | 20P-H3951-00 | PERNO DE CABLE DE AJUSTE BOLT, CABLE ADJUSTING | 1 | | | | |
| 10 | 20P-H3927-00 | TUERCA DE AJUSTE NUT, ADJUSTING | 1 | | | | |
| 11 | 3YX-82917-01 | INTERRUPTOR SWITCH | 1 | | | | |
| 12 | 98707-03020 | TORNILLO DE CABEZA PLANA SCREW, FLAT HEAD | 1 | | | | |
| | | | | | | | |
| | | | | | | | |
| | | | | | | | |
| | | | | | | | |
| | | | | | | | |

FIG. 42 EQUIPO ELECTRICO 1

ELECTRICAL 1



| REF. Nº | CODIGO Nº PART NO. | DESCRIPCION DESCRIPTION | 54C6 | | | | OBSERVACIONES REMARKS |
|---------|--------------------|---|------|--|--|--|-----------------------|
| 1 | 1P5-H2310-00 | BOBINA DE ENCENDIDO COMPLETA IGNITION COIL ASSY | 1 | | | | |
| 2 | 97007-06016 | PERNO BOLT | 2 | | | | |
| 3 | 20P-H2370-01 | TAPON DE BUJIA COMPLT PLUG CAP ASSY | 1 | | | | |
| 4 | 38B-H2100-00 | BATERIA COMPLETA(MINDA MVX-5L) BATTERY ASSY (MINDA MVX-5L) | 1 | | | | |
| 5 | 38B-H2121-00 | BASE DE BATERIA PAD, BATTERY | 1 | | | | |
| 6 | 20P-F811G-00 | CINTA BAND | 1 | | | | |
| 7 | 20P-H2115-00 | CABLE CONDUCTOR POSITIVO WIRE, PLUS LEAD | 1 | | | | |
| 8 | 20P-H2509-00 | CABLE SUBCONDUCTOR WIRE, SUB LEAD | 1 | | | | |
| 9 | 38B-H2116-00 | CABLE CONDUCTOR NEGATIVO WIRE, MINUS LEAD | 1 | | | | |
| 10 | 20P-H2501-00 | LLAVE DE IGNICION COMPLT MAIN SWITCH STEERING LOCK | 1 | | | | |
| | 54C-H2501-00 | LLAVE DE IGNICION COMPLT MAIN SWITCH STEERING LOCK | 1 | | | | |
| 11 | 90149-06843 | TORNILLO DE REGLAJE SCREW | 2 | | | | |
| 12 | 20P-H2530-00 | INTERRUPTOR DE PARADA COMPLETO STOP SWITCH ASSY | 1 | | | | |
| 13 | 20P-H2590-02 | CONJUNTO DE CABLES WIRE HARNESS ASSY | 1 | | | | |
| ----- | | | | | | | |
| ----- | | | | | | | |
| ----- | | | | | | | |
| ----- | | | | | | | |

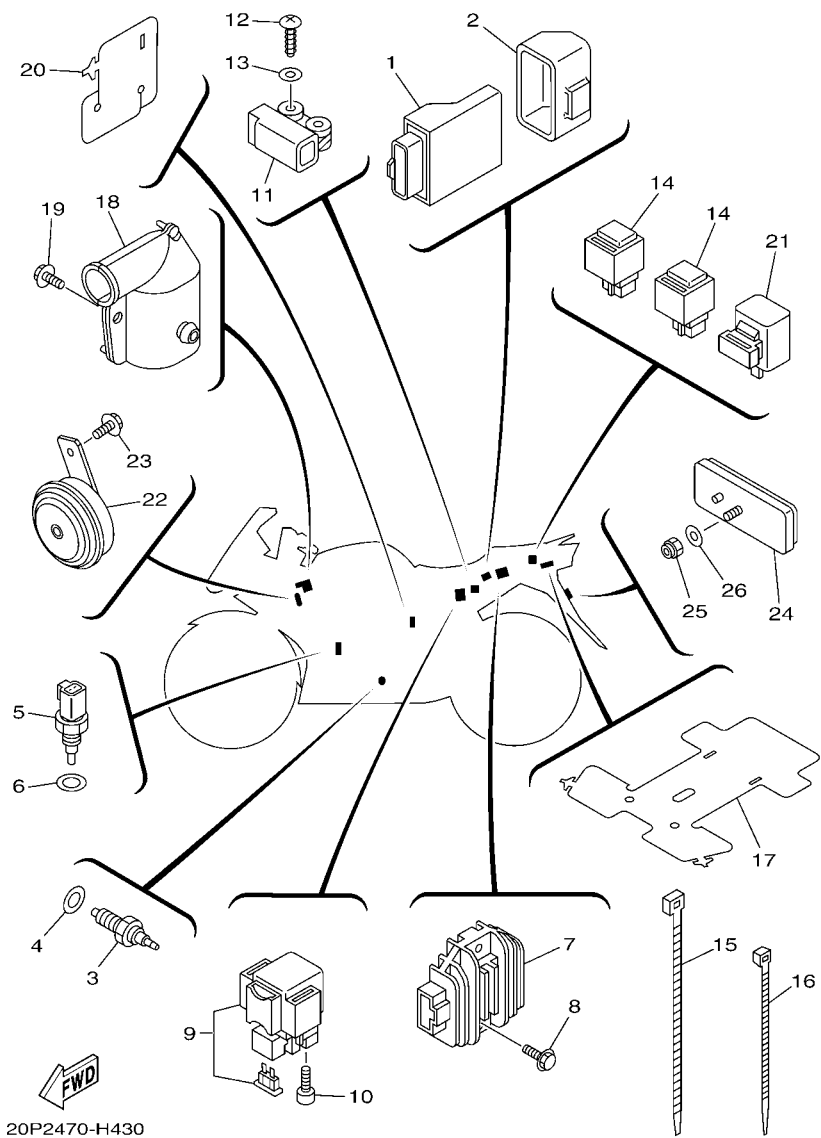


FIG. 43 EQUIPO ELECTRICO 2

ELECTRICAL 2

| REF. Nº | CODIGO Nº PART NO. | DESCRIPCION DESCRIPTION | 54C6 | | | | OBSERVACIONES REMARKS |
|---------|--------------------|---|------|--|--|--|-----------------------|
| 1 | 38B-H591A-00 | UNIDAD CONTROL ENGINE CONTROL UNIT ASSY | 1 | | | | |
| 2 | 20P-H5546-00 | BANDA BAND | 1 | | | | |
| 3 | 21C-H2540-00 | INTERRUPTOR NEUTRAL COMPL NEUTRAL SWITCH ASSY | 1 | | | | |
| 4 | 90430-10148 | JUNTA GASKET | 1 | | | | |
| 5 | 38B-H5790-00 | TERMICA SENSORIO THERMOSENSOR ASSY | 1 | | | | |
| 6 | 90430-12801 | JUNTA GASKET | 1 | | | | |
| 7 | 4HM-81960-01 | RECTIFICADOR Y REGULADOR RECTIFIER & REGULATOR ASSY | 1 | | | | |
| 8 | 95807-06020 | TORNILLO BOLT, FLANGE | 2 | | | | |
| 9 | 20P-H1940-00 | CONJUNTO ARRANCADOR RELEVO STARTER RELAY ASSY | 1 | | | | |
| 10 | 91317-05008 | PERNO BOLT | 2 | | | | |
| 11 | 10B-82576-00 | SENSOR ANGULO DE INCLINACION SENSOR, LEAN ANGLE | 1 | | | | |
| 12 | 97707-40012 | TORNILLO ROSCA HEMBRA SCREW, TAPPING | 2 | | | | |
| 13 | 90201-047A2 | ARANDELA PLANA WASHER, PLATE | 2 | | | | |
| 14 | 20P-H1950-00 | RELE COMPLETO RELAY ASSY | 2 | | | | |
| 15 | 90464-50800 | BRIDA CLAMP | 1 | | | | |
| 16 | 90464-36800 | BRIDA CLAMP | 10 | | | | |
| 17 | 20P-H2599-00 | CUBIERTA DE CONECTOR COVER, CONNECTER | 1 | | | | |
| 18 | 20P-H246B-00 | CUBIERTA 1 COVER 1 | 1 | | | | |
| 19 | 90119-06054 | TORNILLO CON ARANDELA BOLT, WITH WASHER | 1 | | | | |
| 20 | 20P-H2589-00 | PROTECTOR DE ARNES DE CABLE PROTECTER, WIRE HARNESS | 1 | | | | |
| 21 | 5TS-H3350-01 | RELE DE DESTELLADOR COMPL. FLASHER RELAY ASSY | 1 | | | | |
| 22 | 38B-H3371-00 | BOCINA HORN | 1 | | | | |
| 23 | 95827-06012 | TORNILLO BOLT, FLANGE | 1 | | | | |
| 24 | 5US-H5110-00 | REFLECTOR COMPLETO REFLECTOR ASSY | 1 | | | | |
| 25 | 95607-05100 | TUERCA AUTOBLOCANTE NUT, U | 1 | | | | |
| 26 | 90201-05725 | ARANDELA PLANA WASHER, PLATE | 1 | | | | |

INDICE NUMERICO
NUMERICAL INDEX

| CODIGO Nº PART NO. | REF. Nº | CODIGO Nº PART NO. | REF. Nº | CODIGO Nº PART NO. | REF. Nº | CODIGO Nº PART NO. | REF. Nº | CODIGO Nº PART NO. | REF. Nº | CODIGO Nº PART NO. | REF. Nº |
|-----------------------|------------|-----------------------|------------|-----------------------|------------|-----------------------|------------|-----------------------|------------|-----------------------|------------|
| 3C1-11603-00 | 2 - 7 | 38B-E1951-00 | 5 - 8 | 20P-E4411-00 | 8 - 18 | 54B-E6351-00 | 13 - 11 | 20P-F1731-00-P1 | 19 - 15 | 20P-F3156-00 | 22 - 24 |
| 5YP-12117-00 | 3 - 6 | 38B-E1952-00 | 5 - 9 | 20P-E4412-00 | 8 - 19 | 21C-E6356-01 | 13 - 15 | 20P-F1731-00-P3 | 19 - 15 | 20P-F3157-00 | 22 - 11 |
| 1WG-12118-00 | 3 - 5 | 5YP-E2111-00 | 3 - 1 | 20P-E4419-00 | 8 - 28 | 38B-E6357-01 | 13 - 22 | 20P-F173E-00 | 19 - 25 | | 22 - 29 |
| 3C1-12159-01 | 3 - 9 | 38B-E2113-00 | 3 - 4 | 20P-E441J-00 | 8 - 29 | 21C-E6358-00 | 13 - 14 | 20P-F1741-00-P1 | 19 - 16 | 20P-F3158-00 | 22 - 13 |
| | 3 - 12 | 38B-E2119-00 | 3 - 3 | 20P-E443E-00 | 8 - 24 | 21C-E6371-00 | 13 - 7 | 20P-F1741-00-P3 | 19 - 16 | | 22 - 31 |
| 3C1-13770-10 | 8 - 9 | 5YP-E2121-00 | 3 - 2 | 20P-E4450-00 | 8 - 20 | 38B-E6380-01 | 13 - 20 | 20P-F1749-00 | 33 - 7 | 20P-F3170-00 | 22 - 9 |
| 3C1-13971-00 | 8 - 11 | 38B-E2126-00 | 3 - 7 | 3C1-E4452-00 | 8 - 22 | 38B-E7121-00 | 14 - 7 | 20P-F174G-00 | 19 - 26 | | 22 - 27 |
| 5JW-14104-00 | 8 - 14 | 38B-E2151-00 | 3 - 8 | 20P-E4453-00 | 8 - 21 | 38B-E7131-00 | 14 - 5 | 20P-F1773-00 | 33 - 14 | 20P-F3173-00 | 22 - 12 |
| 2S5-1410H-00 | 8 - 15 | 5YP-E2156-00 | 3 - 14 | 20P-E4485-00 | 8 - 26 | 38B-E7151-00 | 14 - 2 | 20P-F1823-00 | 19 - 14 | | 22 - 30 |
| 5CA-14147-00 | 8 - 10 | 5YP-E2157-00 | 4 - 7 | 21C-E4613-00 | 9 - 14 | 38B-E7161-00 | 14 - 6 | 20P-F1828-00 | 19 - 10 | 21C-F3181-00 | 22 - 14 |
| 1S4-14216-00 | 8 - 16 | 38B-E2161-00 | 3 - 11 | 20P-E4629-00 | 9 - 6 | 38B-E7211-00 | 14 - 13 | 20P-F1871-00 | 19 - 7 | | 22 - 32 |
| 5GM-14766-00 | 9 - 8 | 38B-E2170-00 | 4 - 1 | 38B-E4703-00 | 9 - 1 | 38B-E7221-00 | 14 - 21 | 20P-F1875-00 | 19 - 9 | 20P-F3340-00 | 22 - 38 |
| 5YP-1482K-00 | 1 - 8 | 38B-E2210-00 | 4 - 16 | 20P-E4728-00 | 9 - 2 | 38B-E7231-00 | 14 - 19 | 20P-F2110-00 | 20 - 1 | 20P-F3346-00 | 22 - 41 |
| 183-23411-00 | 21 - 2 | 1CK-E2213-00 | 4 - 17 | 20P-E4747-00 | 17 - 8 | 38B-E7241-00 | 14 - 18 | 20P-F2129-00 | 20 - 4 | 20P-F3416-00 | 21 - 5 |
| 183-23412-00 | 21 - 3 | 38B-E2231-00 | 4 - 11 | 38B-E4799-00 | 9 - 7 | 38B-E7251-00 | 14 - 15 | 20P-F2141-00 | 20 - 5 | 20P-F3418-00 | 21 - 8 |
| 5TL-2341E-00 | 21 - 4 | 38B-E2241-00 | 4 - 12 | 38B-E4840-00 | 1 - 9 | 38B-E7258-00 | 14 - 14 | 20P-F2151-00 | 20 - 7 | 20P-F3435-00 | 21 - 9 |
| 5LK-23875-00 | 22 - 39 | 38B-E2256-00 | 4 - 15 | 20P-E4877-00 | 8 - 40 | 38B-E7261-00 | 14 - 20 | 20P-F2177A-01 | 20 - 8 | 5YY-F3462-00 | 22 - 40 |
| 5MT-25398-00 | 25 - 8 | 38B-E2280-10 | 4 - 5 | 20P-E4881-00 | 8 - 43 | 1CK-E7402-00 | 14 - 12 | 20P-F217F-00 | 20 - 12 | 20P-F3469-00 | 29 - 5 |
| 5MT-25398-10 | 25 - 8 | 5YP-E2288-00 | 4 - 6 | 20P-E4882-00 | 8 - 36 | 38B-E7411-01 | 14 - 1 | 20P-F2184-00 | 20 - 3 | | 34 - 19 |
| 5MT-25398-20 | 25 - 8 | 5YP-E2405-00 | 6 - 5 | 20P-E4883-00 | 8 - 45 | 4LS-E7456-00 | 14 - 28 | 20P-F2210-00 | 20 - 18 | 5BP-F3873-01 | 21 - 1 |
| 36Y-2589H-00 | 30 - 6 | 38B-E240A-00 | 6 - 4 | 38B-E4890-00 | 1 - 10 | 38B-E7471-00 | 14 - 10 | 20P-F2311-00 | 20 - 15 | 20P-F411F-00 | 23 - 8 |
| 2C0-27435-00 | 31 - 14 | 1CK-E2411-00 | 6 - 1 | 38B-E5150-00 | 10 - 1 | 38B-E8101-00 | 16 - 4 | 20P-F2327-00 | 17 - 11 | 5YY-F413B-00 | 23 - 2 |
| | 31 - 27 | 38B-E2413-00 | 6 - 2 | 38B-E5351-00 | 7 - 3 | 20P-E8111-00 | 16 - 9 | 38B-F3100-00 | 22 - 1 | | 23 - 4 |
| 5D7-8183G-00 | 36 - 3 | 38B-E2422-00 | 5 - 1 | 38B-E5362-00 | 11 - 16 | 20P-E8112-00 | 16 - 14 | 38B-F3102-00 | 22 - 2 | | 23 - 6 |
| 4HM-81960-01 | 43 - 7 | 38B-E2428-00 | 5 - 3 | 38B-E5411-00 | 11 - 1 | 20P-E8113-00 | 16 - 10 | 38B-F3103-00 | 22 - 20 | 20P-F4188-00 | 23 - 16 |
| 10B-82576-00 | 43 - 11 | 38B-E2443-00 | 5 - 13 | 38B-E5418-00 | 11 - 9 | | 31 - 32 | 20P-F3110-00 | 22 - 8 | 20P-F4191-00 | 23 - 7 |
| 3YX-82917-01 | 41 - 11 | 38B-E2450-00 | 5 - 7 | 1CK-E5421-00 | 11 - 11 | 20P-E8115-00 | 16 - 11 | | 22 - 26 | 38B-F4245-00 | 23 - 27 |
| 4AG-85111-00 | 18 - 7 | 20P-E2467-00 | 6 - 15 | 38B-E5441-00 | 4 - 18 | 21C-E8140-00 | 16 - 1 | 20P-F3111-00 | 22 - 19 | 38B-F4245-20 | 23 - 27 |
| | 18 - 10 | 1CK-E246A-00 | 6 - 14 | 1CK-E5451-00 | 11 - 2 | 38B-E8337-00 | 16 - 3 | | 22 - 37 | 38B-F4246-00 | 23 - 28 |
| 38B-E1102-00 | 1 - 1 | 20P-E2481-00 | 6 - 16 | 1CK-E5461-00 | 11 - 12 | 38B-E8511-00 | 15 - 2 | 20P-F3114-00 | 22 - 18 | 38B-F4246-20 | 23 - 28 |
| 38B-E111F-00 | 4 - 8 | 20P-E2482-00 | 6 - 18 | 1CK-E5514-00 | 12 - 1 | 38B-E8512-00 | 15 - 3 | | 22 - 36 | 20P-F4312-00 | 23 - 24 |
| 1S7-E1133-10 | 1 - 2 | 5ST-E2590-00 | 6 - 8 | 38B-E5521-00 | 12 - 2 | 38B-E8513-00 | 15 - 4 | 20P-F3118-00 | 22 - 17 | 20P-F4486-00 | 23 - 22 |
| 20P-E1166-00 | 8 - 34 | 5YP-E2671-00 | 6 - 7 | 38B-E5524-10 | 12 - 5 | 38B-E8531-00 | 15 - 5 | | 22 - 35 | 20P-F4491-00 | 23 - 21 |
| 1CK-E1181-00 | 1 - 19 | 5YP-E2675-00 | 6 - 6 | 54B-E5580-00 | 12 - 8 | 1CK-E8540-00 | 15 - 1 | 20P-F3125-00 | 22 - 4 | 20P-F4730-02 | 24 - 1 |
| 38B-E1185-00 | 5 - 4 | 38B-E3300-00 | 7 - 1 | 38B-E5598-00 | 4 - 14 | 38B-F1110-00 | 17 - 1 | | 22 - 22 | 20P-F4741-00 | 24 - 2 |
| 38B-E1191-00 | 1 - 6 | 38B-E3324-00 | 7 - 8 | 38B-E6111-00 | 13 - 1 | 54C-F113J-00 | 18 - 8 | 38B-F3126-00 | 22 - 3 | 20P-F4773-00-P0 | 24 - 8 |
| 38B-E1193-00 | 1 - 14 | 38B-E3327-00 | 7 - 13 | 21C-E6135-10 | 13 - 18 | 54C-F113K-00 | 18 - 11 | 38B-F3136-00 | 22 - 21 | 20P-F4773-00-P1 | 24 - 8 |
| 38B-E1196-00 | 5 - 5 | 21C-E3362-00 | 2 - 13 | 54B-E6144-00 | 13 - 16 | 20P-F117K-00 | 24 - 11 | 20P-F3141-00 | 22 - 15 | 20P-F4773-00-P3 | 24 - 8 |
| 3C1-E1311-00 | 1 - 23 | 38B-E3411-00 | 7 - 4 | 1CK-E6150-00 | 13 - 5 | 20P-F117V-10-P0 | 34 - 20 | | 22 - 33 | 20P-F4780-00 | 24 - 4 |
| 38B-E1351-00 | 1 - 24 | 38B-E3440-00 | 7 - 7 | 21C-E6154-00 | 13 - 6 | 20P-F117V-10-P1 | 34 - 20 | 20P-F3144-00 | 22 - 7 | 20P-F478E-00 | 24 - 7 |
| 1CK-E1400-09 | 2 - 1 | 38B-E3447-00 | 7 - 9 | 38B-E6193-00 | 13 - 2 | 20P-F117V-10-P3 | 34 - 20 | | 22 - 25 | 20P-F4792-00 | 24 - 5 |
| 38B-E1454-00 | 2 - 14 | 38B-E3542-00 | 8 - 3 | 54B-E6321-00 | 13 - 8 | 20P-F1338-00 | 17 - 12 | 20P-F3145-00 | 22 - 5 | 20P-F510C-00 | 25 - 2 |
| 54B-E1476-00 | 2 - 12 | 38B-E3556-00 | 8 - 2 | 21C-E6324-00 | 13 - 10 | 20P-F144G-00 | 31 - 35 | | 22 - 23 | 38B-F5168-00-33 | 25 - 1 |
| 21C-E1496-20 | 2 - 9 | 38B-E3575-00 | 8 - 17 | 21C-E6331-00 | 13 - 9 | 20P-F1511-00-P0 | 18 - 1 | 20P-F3149-00 | 22 - 16 | 20P-F5181-00 | 25 - 10 |
| 21C-E1531-00 | 2 - 15 | 38B-E3585-00 | 8 - 1 | 21C-E6333-00 | 13 - 12 | 20P-F1511-00-P1 | 18 - 1 | | 22 - 34 | 20P-F5186-00 | 25 - 9 |
| 38B-E1536-10 | 2 - 8 | 38B-E3586-00 | 8 - 6 | 21C-E6337-00 | 13 - 13 | 20P-F1511-00-P3 | 18 - 1 | 20P-F3151-00 | 22 - 10 | 20P-F530S-00 | 27 - 2 |
| 3C1-E1631-11 | 2 - 4 | 38B-E3750-00 | 8 - 13 | 3C1-E6344-00 | 13 - 17 | 20P-F1611-00 | 18 - 13 | | 22 - 28 | 38B-F5338-00-33 | 27 - 1 |
| 38B-E1633-00 | 2 - 5 | 3C1-E3907-00 | 23 - 20 | 1CK-E6345-00 | 13 - 21 | 20P-F1621-00 | 18 - 14 | 20P-F3156-00 | 22 - 6 | 20P-F5364-00 | 27 - 4 |

INDICE NUMERICO
NUMERICAL INDEX

| CODIGO Nº PART NO. | REF. Nº | CODIGO Nº PART NO. | REF. Nº | CODIGO Nº PART NO. | REF. Nº | CODIGO Nº PART NO. | REF. Nº | CODIGO Nº PART NO. | REF. Nº | CODIGO Nº PART NO. | REF. Nº |
|-----------------------|------------|-----------------------|------------|-----------------------|------------|-----------------------|------------|-----------------------|------------|-----------------------|------------|
| 20P-F5366-00-33 | 27 - 6 | 20P-F6240-00 | 29 - 6 | 38B-F8394-10 | 34 - 49 | 20P-H3311-00 | 37 - 2 | 54C-H4359-00 | 39 - 15 | 54C-XF41A-40-P3 | 23 - 5 |
| 20P-F5377-00 | 27 - 9 | 20P-F6241-00 | 29 - 8 | 38B-F8394-30 | 34 - 49 | | 37 - 10 | 20P-H4378-00 | 39 - 4 | 38B-XF516-00-33 | 25 - 1 |
| 20P-F5381-00 | 27 - 16 | 20P-F6242-00 | 29 - 7 | 38B-F8398-00 | 34 - 50 | | 37 - 19 | 20P-H4397-00 | 39 - 7 | 38B-XF516-20-33 | 25 - 1 |
| 20P-F5383-00 | 27 - 17 | 20P-F6246-00 | 29 - 9 | 38B-F8399-00 | 34 - 51 | | 37 - 27 | 20P-H4544-00 | 39 - 6 | 38B-XF533-00-33 | 27 - 1 |
| 20P-F5386-00 | 27 - 13 | 20P-F6257-00 | 29 - 10 | 38B-F839A-00 | 34 - 52 | 20P-H3318-00 | 37 - 3 | 20P-H4544-10 | 39 - 5 | 38B-XF533-20-33 | 27 - 1 |
| 20P-F5388-00 | 27 - 19 | 20P-F6280-00 | 34 - 13 | 38B-F839A-20 | 34 - 53 | | 37 - 11 | 3C1-H4704-00 | 40 - 7 | 38B-XF835-00-P0 | 34 - 6 |
| 20P-F5389-00 | 27 - 20 | 20P-F6290-00 | 34 - 14 | 38B-F839E-00 | 34 - 53 | | 37 - 20 | 3C1-H4710-03 | 40 - 1 | 38B-XF835-10-P1 | 34 - 6 |
| 20P-F5442-00 | 27 - 10 | 20P-F6311-01 | 29 - 14 | 38B-F839E-20 | 34 - 53 | | 37 - 28 | 3C1-H4714-00 | 40 - 4 | 38B-XF835-30-P3 | 34 - 6 |
| 3C1-F580U-02 | 26 - 3 | 20P-F6315-00 | 29 - 15 | 38B-F841G-00 | 33 - 19 | 5YY-H3318-10 | 37 - 17 | 3C1-H4721-01 | 40 - 2 | 38B-XF836-50-P1 | 34 - 37 |
| 20P-F580W-00 | 28 - 3 | 20P-F6335-00 | 29 - 16 | 38B-F841G-10 | 34 - 53 | | 37 - 34 | 3C1-H4724-00 | 40 - 6 | 38B-XF836-70-P0 | 34 - 37 |
| 54C-F580W-00 | 28 - 3 | 20P-F6372-00 | 29 - 17 | 38B-F841G-30 | 34 - 53 | 20P-H331B-00 | 41 - 7 | 3C1-H4733-00 | 40 - 3 | 38B-XF836-80-P2 | 34 - 37 |
| | 28 - 10 | 20P-F7211-00 | 31 - 31 | 38B-F842G-00 | 34 - 54 | 20P-H331E-00 | 37 - 4 | 3C1-H4735-00 | 40 - 5 | 20P-XF838-40-P0 | 33 - 1 |
| 4ML-F582A-50 | 32 - 5 | 2YK-F7222-00 | 32 - 4 | 20P-F8483-00 | 34 - 15 | 20P-H3320-00 | 37 - 9 | 5US-H5110-00 | 43 - 24 | 20P-XF839-D0-P0 | 33 - 2 |
| 21C-F582U-00 | 26 - 1 | 4TT-F7238-00 | 32 - 16 | 20P-F8484-00 | 34 - 16 | 20P-H332E-00 | 37 - 12 | 20P-H5546-00 | 43 - 2 | 20P-XF83D-20 | 33 - 12 |
| 38B-F582W-00 | 28 - 1 | 20P-F7311-00 | 31 - 1 | 3C1-H1410-11 | 35 - 2 | 20P-H3330-00 | 37 - 18 | 38B-H5790-00 | 43 - 5 | 38B-XF83G-80-P0 | 34 - 38 |
| 38B-F583T-02 | 30 - 2 | 20P-F7411-00 | 31 - 10 | 3C1-H1450-10 | 35 - 1 | 20P-H3333-00 | 37 - 7 | 38B-H591A-00 | 43 - 1 | 38B-XF83G-A0-P1 | 34 - 38 |
| 20P-F583V-01 | 32 - 1 | | 31 - 23 | 38B-H1800-01 | 36 - 1 | | 37 - 15 | 5P0-W0041-10 | 30 - 3 | 38B-XF83G-C0-P2 | 34 - 38 |
| 20P-F5852-00 | 32 - 9 | 20P-F7431-00 | 31 - 40 | 3AY-H1801-00 | 36 - 2 | | 37 - 24 | 20P-W0042-00 | 32 - 2 | 90105-08850 | 1 - 16 |
| 3C1-F5852-00 | 30 - 5 | 20P-F7441-00 | 31 - 41 | 3AY-H1828-00 | 36 - 5 | | 37 - 32 | 4S3-W0045-00 | 28 - 9 | 90105-10006 | 21 - 11 |
| 20P-F5854-00 | 32 - 11 | 20P-F7442-00 | 31 - 8 | 1S7-H1861-00 | 36 - 4 | 20P-H333E-00 | 37 - 21 | | 28 - 16 | 90105-10082 | 26 - 14 |
| 3RW-F5854-00 | 30 - 4 | 20P-F7443-00 | 31 - 21 | 20P-H1940-00 | 43 - 9 | 20P-H3340-00 | 37 - 26 | 5D9-W0045-01 | 26 - 12 | 90105-10311 | 20 - 11 |
| 3C1-F5855-00 | 30 - 8 | 20P-F7445-00 | 31 - 19 | 20P-H1950-00 | 43 - 14 | 20P-H334E-00 | 37 - 29 | 20P-W0046-00 | 28 - 9 | 90105-10323 | 17 - 2 |
| 20P-F585B-00 | 32 - 10 | 20P-F7446-00 | 31 - 38 | 38B-H2100-00 | 42 - 4 | 5TS-H3350-01 | 43 - 21 | 3GD-W0047-00 | 28 - 5 | 90105-106A7 | 31 - 3 |
| 2VN-F5866-00 | 32 - 6 | 20P-F7451-00 | 31 - 9 | 20P-H2115-00 | 42 - 7 | 38B-H3371-00 | 43 - 22 | | 28 - 12 | 90105-10857 | 17 - 3 |
| 3RW-F5867-00 | 30 - 7 | 20P-F7461-00 | 31 - 22 | 38B-H2116-00 | 42 - 9 | 20P-H3500-02 | 38 - 1 | 3C1-W0047-01 | 26 - 5 | 90109-06183 | 18 - 16 |
| 20P-F5872-00 | 30 - 1 | 20P-F8100-00 | 17 - 13 | 38B-H2121-00 | 42 - 5 | 20P-H3546-00 | 41 - 8 | 4C9-W0048-00 | 26 - 6 | | 19 - 8 |
| 20P-F5873-00 | 32 - 22 | 20P-F811G-00 | 42 - 6 | 20P-H2131-00 | 24 - 3 | 20P-H3592-00 | 38 - 5 | 4S3-W0048-00 | 28 - 7 | 90109-06259 | 16 - 2 |
| 20P-F5876-00 | 30 - 19 | 20P-F8284-00 | 17 - 5 | 20P-H2133-00 | 37 - 8 | 20P-H3595-00 | 38 - 7 | | 28 - 14 | 90109-063F1 | 18 - 15 |
| 20P-F587A-00 | 28 - 18 | 20P-F831U-00 | 33 - 10 | | 37 - 16 | 20P-H3596-00 | 38 - 8 | 4S3-W0057-00 | 28 - 4 | 90109-06577 | 30 - 10 |
| 20P-F5886-00 | 30 - 17 | 20P-F832U-00 | 33 - 11 | | 37 - 25 | 20P-H3618-00 | 37 - 5 | | 28 - 11 | 90109-08015 | 28 - 2 |
| 20P-F5887-00 | 32 - 25 | 20P-F8356-01 | 34 - 10 | | 37 - 33 | | 37 - 13 | 3C1-W0057-01 | 26 - 4 | 90110-05806 | 23 - 18 |
| 20P-F5894-00 | 32 - 8 | 20P-F836B-00 | 19 - 21 | 20P-H213A-00 | 37 - 6 | | 37 - 22 | 20P-WF461-00 | 23 - 17 | 90110-06215 | 23 - 14 |
| 20P-F5895-00 | 32 - 14 | | 19 - 23 | | 37 - 14 | | 37 - 30 | 20P-WF478-00 | 24 - 10 | 90110-06287 | 23 - 12 |
| 3FV-F589A-00 | 32 - 15 | 20P-F836R-00 | 34 - 2 | | 37 - 23 | 20P-H3755-01 | 38 - 6 | 54C-XF117-40-P0 | 34 - 21 | 90110-08814 | 31 - 18 |
| 3SP-F5914-51 | 28 - 8 | 20P-F8371-00 | 34 - 5 | | 37 - 31 | 20P-H3912-00 | 41 - 5 | 54C-XF117-50-P1 | 34 - 24 | | 31 - 37 |
| | 28 - 15 | 20P-F837L-00 | 34 - 42 | 1P5-H2310-00 | 42 - 1 | 38B-H3922-00 | 30 - 9 | 54C-XF117-70-P3 | 34 - 27 | 90110-10012 | 31 - 16 |
| 5YP-F5917-00 | 26 - 8 | 20P-F837M-00 | 34 - 43 | 20P-H2370-01 | 42 - 3 | 20P-H3927-00 | 41 - 10 | 20P-XF117-B0-P0 | 34 - 21 | | 31 - 29 |
| 4S3-F5919-00 | 28 - 6 | 20P-F8381-00 | 34 - 1 | 20P-H246B-00 | 43 - 18 | 20P-H3945-00 | 41 - 6 | 20P-XF117-C0-P1 | 34 - 24 | 90111-05003 | 34 - 36 |
| | 28 - 13 | 38B-F8391-01 | 34 - 46 | 20P-H2501-00 | 42 - 10 | 20P-H3951-00 | 41 - 9 | 20P-XF117-E0-P3 | 34 - 27 | | 34 - 41 |
| 5P0-F5919-00 | 26 - 10 | 38B-F8391-20 | 34 - 46 | 54C-H2501-00 | 42 - 10 | 20P-H3963-00 | 41 - 2 | 20P-XF171-00 | 19 - 1 | | 34 - 44 |
| 5YP-F5924-00 | 26 - 11 | 38B-F8391-31 | 34 - 46 | 20P-H2509-00 | 42 - 8 | 20P-H3972-00 | 41 - 1 | 20P-XF171-00-P0 | 19 - 20 | 90111-06117 | 18 - 4 |
| 5YP-F5925-01 | 26 - 9 | 38B-F8392-01 | 34 - 47 | 20P-H2530-00 | 42 - 12 | 54C-H3975-00 | 41 - 2 | 20P-XF171-00-P1 | 19 - 20 | | 33 - 3 |
| 5YP-F5937-00 | 26 - 7 | 38B-F8392-20 | 34 - 47 | 21C-H2540-00 | 43 - 3 | 5BP-H3980-10 | 30 - 12 | 20P-XF171-40-P3 | 19 - 22 | | 34 - 31 |
| 5YP-F5939-00 | 26 - 13 | 38B-F8392-31 | 34 - 47 | 20P-H2589-00 | 43 - 20 | 54C-H4300-00 | 39 - 1 | 20P-XF172-00 | 19 - 2 | 90111-06826 | 9 - 5 |
| 20P-F6121-00 | 29 - 1 | 38B-F8393-00 | 34 - 48 | 20P-H2590-02 | 42 - 13 | 20P-H4312-00 | 39 - 8 | 20P-XF173-00-P0 | 19 - 15 | 90111-08836 | 34 - 11 |
| 20P-F6122-00 | 29 - 2 | 38B-F8393-10 | 34 - 48 | 20P-H2599-00 | 43 - 17 | 20P-H4314-00 | 39 - 2 | 20P-XF174-00-P0 | 19 - 16 | 90111-08847 | 26 - 2 |
| 20P-F622F-00 | 29 - 12 | 38B-F8393-30 | 34 - 48 | 20P-H2911-00 | 41 - 4 | 20P-H4345-00 | 39 - 9 | 54C-XF411-00-P0 | 23 - 1 | 90116-08834 | 27 - 11 |
| 20P-F622H-00 | 29 - 11 | 38B-F8394-00 | 34 - 49 | 20P-H3310-00 | 37 - 1 | 20P-H4347-00 | 39 - 3 | 54C-XF41A-30-P1 | 23 - 3 | 90119-06044 | 19 - 3 |

INDICE NUMERICO
NUMERICAL INDEX

| CODIGO N° PART NO. | REF. N° | CODIGO N° PART NO. | REF. N° | CODIGO N° PART NO. | REF. N° | CODIGO N° PART NO. | REF. N° | CODIGO N° PART NO. | REF. N° | CODIGO N° PART NO. | REF. N° |
|-----------------------|-------------------------------|-----------------------|------------------|-----------------------|------------------|-----------------------|------------|-----------------------|------------|-----------------------|------------|
| 90119-06044 | 19 - 17 19 - 24 32 - 21 | 90201-12019 | 13 - 3 35 - 6 | 90430-06014 | 1 - 13 1 - 26 | 90480-14003 | 34 - 32 | 92990-06200 | 9 - 9 | 93608-30839 | 16 - 7 |
| | | 90201-15022 | 2 - 10 | 90430-09803 | 8 - 5 | 90480-14229 | 39 - 12 | 92990-06600 | 9 - 12 | 93822-14800 | 14 - 27 |
| 90119-06051 | 8 - 33 | 90201-173F4 | 14 - 23 | 90430-10148 | 43 - 4 | 90480-14816 | 38 - 4 | 93101-10805 | 11 - 18 | 93900-00824 | 25 - 7 |
| 90119-06054 | 43 - 19 | 90201-20814 | 14 - 22 | 90430-12801 | 43 - 6 | 90480-15363 | 6 - 9 | 93102-12809 | 16 - 8 | | 27 - 15 |
| 90119-06233 | 18 - 6 | 90201-25290 | 12 - 7 | 90445-12801 | 19 - 11 | 90480-15483 | 23 - 10 | 93102-12877 | 13 - 25 | 94108-17831 | 25 - 6 |
| 90119-06234 | 23 - 11 | 90202-26142 | 21 - 7 | 90445-08831 | 19 - 11 | 90480-18549 | 23 - 13 | 93102-20806 | 14 - 26 | 94110-17803 | 27 - 14 |
| 90149-06829 | 4 - 13 | 90208-20003 | 13 - 27 | 90445-08832 | 19 - 12 | 90480-18859 | 18 - 5 | 93103-10804 | 5 - 2 | 94568-A8096 | 4 - 10 |
| 90149-06843 | 42 - 11 | 90209-10020 | 21 - 12 | 90445-12804 | 6 - 20 | 90501-06800 | 15 - 6 | 93106-17802 | 20 - 14 | 94568-B5120 | 27 - 21 |
| 90150-05024 | 34 - 3 | 90209-17285 | 14 - 3 | 90445-16807 | 31 - 34 | 90501-12743 | 31 - 42 | 93106-20823 | 25 - 4 | 94703-00883 | 1 - 18 |
| 90153-06002 | 1 - 3 1 - 25 | 90209-18208 | 14 - 16 | 90445-21848 | 31 - 7 | 90501-18576 | 7 - 5 | 93106-22806 | 27 - 5 | 95022-06012 | 7 - 14 |
| | | 90214-10006 | 2 - 11 | 90450-27803 | 6 - 17 | 90506-20193 | 31 - 33 | 93106-26801 | 27 - 8 | 95022-06016 | 11 - 10 |
| 90159-06033 | 24 - 12 | 90215-10284 | 2 - 22 | | 6 - 19 | 90506-28800 | 31 - 2 | 93210-09809 | 4 - 3 | 95022-06020 | 7 - 10 |
| 90163-05803 | 8 - 23 | 90215-10284 | 2 - 22 | 90450-39804 | 8 - 39 | 90508-183B9 | 31 - 11 | 93210-11807 | 2 - 17 | | 8 - 8 |
| 90170-05302 | 3 - 10 3 - 13 | 90240-08124 | 32 - 17 | 90464-20003 | 34 - 8 | 90508-184B0 | 31 - 24 | 93210-11808 | 1 - 15 | 95022-06040 | 10 - 6 |
| | | 90240-08800 | 31 - 12 | | 34 - 23 | 90508-32837 | 16 - 5 | 93210-13804 | 2 - 18 | | 11 - 4 |
| | | | 31 - 25 | | 34 - 26 | 90520-40001 | 34 - 30 | 93210-14812 | 11 - 6 | | 11 - 14 |
| 90170-10012 | 2 - 23 | | 31 - 44 | | 34 - 29 | 91317-05008 | 43 - 10 | 93210-15620 | 32 - 7 | 95022-06045 | 10 - 4 |
| 90179-05523 | 34 - 4 | 90249-02002 | 31 - 15 | 90464-25160 | 23 - 25 | 91317-05010 | 23 - 19 | 93210-19809 | 5 - 16 | 95022-06050 | 11 - 15 |
| 90179-10811 | 17 - 4 | | 31 - 28 | | 34 - 9 | | 23 - 23 | | 11 - 17 | 95022-06055 | 10 - 3 |
| 90179-10813 | 20 - 13 | 90280-03017 | 2 - 3 | 90464-36800 | 39 - 16 | 91317-06016 | 35 - 4 | 93210-26810 | 36 - 6 | 95022-06070 | 10 - 5 |
| 90179-12802 | 13 - 4 | 90282-05031 | 2 - 21 | | 43 - 16 | 91317-06020 | 4 - 19 | 93210-32807 | 8 - 7 | 95022-06080 | 7 - 11 |
| 90179-14001 | 13 - 19 | 90338-09802 | 30 - 13 | 90464-50800 | 30 - 20 | | 12 - 9 | 93210-32813 | 11 - 8 | 95022-06090 | 11 - 19 |
| 90179-25615 | 21 - 6 | 90338-16008 | 8 - 30 | | 43 - 15 | | 29 - 4 | 93210-34805 | 7 - 6 | 95027-06010 | 4 - 9 |
| 90183-05067 | 34 - 22 | 90338-16148 | 17 - 10 | 90467-08003 | 19 - 13 | 91317-06025 | 34 - 17 | 93210-54806 | 7 - 12 | | 14 - 29 |
| | 34 - 25 | 90338-18122 | 17 - 9 | 90467-08808 | 8 - 4 | | 35 - 3 | 93210-84802 | 5 - 6 | | 32 - 26 |
| | 34 - 28 | 90340-14824 | 11 - 5 | 90467-09006 | 23 - 26 | 91317-06030 | 29 - 13 | 93306-000Y5 | 5 - 10 | 95027-06012 | 5 - 12 |
| 90183-05076 | 33 - 8 | 90340-32823 | 11 - 7 | 90467-10808 | 6 - 21 | 91317-06100 | 1 - 22 | 93306-001X7 | 4 - 4 | 95027-06014 | 1 - 11 |
| | 34 - 7 | 90387-06023 | 9 - 4 | 90467-12085 | 32 - 13 | 91317-08025 | 29 - 3 | 93306-003YN | 14 - 24 | | 38 - 9 |
| | 34 - 35 | 90387-064W3 | 6 - 12 | 90467-12800 | 8 - 25 | 91317-08030 | 21 - 10 | 93306-004XX | 14 - 8 | 95027-06016 | 30 - 18 |
| 90183-05818 | 18 - 17 | 90387-067V1 | 18 - 2 | 90467-13802 | 8 - 38 | 91380-06012 | 9 - 10 | 93306-054Y5 | 27 - 7 | 95027-06020 | 1 - 12 |
| | 33 - 16 | 90387-06890 | 23 - 15 | 90467-13816 | 8 - 35 | 91380-06016 | 9 - 11 | 93306-201X8 | 25 - 5 | | 6 - 3 |
| | 34 - 40 | 90387-06892 | 23 - 9 | 90467-15012 | 8 - 37 | 91401-20012 | 16 - 13 | 93306-202YD | 2 - 19 | 95027-06025 | 5 - 11 |
| | 39 - 11 | 90387-068C2 | 33 - 5 | 90467-16805 | 8 - 46 | | 31 - 13 | 93306-202YE | 14 - 9 | | 5 - 14 |
| | 40 - 8 | | 34 - 18 | 90467-20050 | 8 - 27 | | 31 - 26 | 93306-203XS | 2 - 20 | | 30 - 14 |
| 90183-06802 | 8 - 32 | | 34 - 33 | 90467-23059 | 8 - 31 | | 31 - 45 | 93306-204Y6 | 14 - 25 | 95027-06050 | 5 - 15 |
| 90201-047A2 | 43 - 13 | 90387-068C4 | 34 - 45 | 90480-01558 | 19 - 5 | | 32 - 19 | 93306-252YH | 27 - 3 | 95301-08700 | 32 - 3 |
| 90201-05036 | 38 - 2 39 - 13 | 90387-068C8 | 18 - 2 | | 19 - 19 | 91810-14809 | 1 - 20 | 93306-301XN | 25 - 3 | 95602-06100 | 30 - 11 |
| | | 90387-068S1 | 8 - 41 | | 40 - 11 | | 1 - 21 | 93306-305X7 | 2 - 2 | 95607-05100 | 43 - 25 |
| 90201-05725 | 43 - 26 | 90387-07819 | 20 - 16 | 90480-01559 | 33 - 15 | | 10 - 2 | 93306-906Y0 | 4 - 2 | 95607-06100 | 18 - 9 |
| 90201-06072 | 6 - 11 | 90387-08812 | 17 - 7 | 90480-01803 | 6 - 13 | | 11 - 3 | 93310-325X3 | 12 - 6 | | 18 - 12 |
| 90201-08083 | 32 - 18 | 90387-10003 | 31 - 4 | 90480-01811 | 33 - 6 | | 11 - 13 | 93315-112Y9 | 13 - 24 | 95607-08200 | 27 - 12 |
| 90201-08609 | 1 - 17 | 90387-10814 | 20 - 10 | 90480-01870 | 34 - 12 | 91811-10005 | 1 - 7 | 93315-31758 | 20 - 9 | 95607-12200 | 25 - 11 |
| 90201-08612 | 9 - 17 | 90387-15810 | 2 - 16 | | 34 - 34 | 92012-06010 | 31 - 36 | 93317-318Y5 | 20 - 2 | 95607-14200 | 27 - 18 |
| 90201-10066 | 31 - 17 | 90387-22591 | 29 - 18 | 90480-12581 | 9 - 3 | 92012-06016 | 31 - 20 | 93410-20809 | 14 - 4 | 95617-08620 | 1 - 5 |
| | 31 - 30 | 90401-10820 | 30 - 15 | 90480-12805 | 18 - 3 | | 31 - 39 | 93410-22039 | 14 - 17 | 95617-10100 | 31 - 6 |
| 90201-10118 | 30 - 16 32 - 24 | | 32 - 23 | 90480-13567 | 19 - 4 | 92012-08020 | 32 - 20 | 93450-16115 | 2 - 6 | 95707-06500 | 24 - 6 |
| | | 90413-13800 | 8 - 44 | 90480-13810 | 40 - 10 | 92907-06200 | 16 - 12 | 93501-04805 | 31 - 43 | 95707-08500 | 9 - 15 |
| 90201-105E8 | 12 - 3 | 90430-06014 | 1 - 4 | 90480-14003 | 33 - 4 | 92907-10600 | 31 - 5 | 93505-16844 | 13 - 23 | 95707-12500 | 20 - 6 |

INDICE NUMERICO
NUMERICAL INDEX

| CODIGO N° PART NO. | REF. N° | CODIGO N° PART NO. | REF. N° | CODIGO N° PART NO. | REF. N° | CODIGO N° PART NO. | REF. N° | CODIGO N° PART NO. | REF. N° | CODIGO N° PART NO. | REF. N° |
|-----------------------|------------|-----------------------|------------|-----------------------|------------|-----------------------|------------|-----------------------|------------|-----------------------|------------|
| 95707-12500 | 35 - 5 | | | | | | | | | | |
| 95807-06020 | 43 - 8 | | | | | | | | | | |
| 95817-06030 | 8 - 12 | | | | | | | | | | |
| 95817-08016 | 17 - 6 | | | | | | | | | | |
| 95817-08025 | 9 - 16 | | | | | | | | | | |
| 95817-08040 | 9 - 18 | | | | | | | | | | |
| 95817-10030 | 28 - 17 | | | | | | | | | | |
| 95827-06012 | 43 - 23 | | | | | | | | | | |
| 95827-06014 | 20 - 17 | | | | | | | | | | |
| 95827-06025 | 6 - 10 | | | | | | | | | | |
| 95827-08020 | 24 - 9 | | | | | | | | | | |
| 97007-06016 | 42 - 2 | | | | | | | | | | |
| 97024-06020 | 16 - 15 | | | | | | | | | | |
| 97027-06014 | 8 - 42 | | | | | | | | | | |
| 97080-06008 | 9 - 13 | | | | | | | | | | |
| 97707-40012 | 43 - 12 | | | | | | | | | | |
| 97707-50012 | 33 - 9 | | | | | | | | | | |
| | 33 - 13 | | | | | | | | | | |
| | 34 - 39 | | | | | | | | | | |
| 97707-50014 | 19 - 6 | | | | | | | | | | |
| | 19 - 18 | | | | | | | | | | |
| | 40 - 9 | | | | | | | | | | |
| 97707-50016 | 38 - 3 | | | | | | | | | | |
| | 39 - 10 | | | | | | | | | | |
| | 39 - 14 | | | | | | | | | | |
| 98507-05010 | 41 - 3 | | | | | | | | | | |
| 98507-05025 | 7 - 2 | | | | | | | | | | |
| 98517-06012 | 14 - 11 | | | | | | | | | | |
| 98707-03020 | 41 - 12 | | | | | | | | | | |
| 98707-04045 | 32 - 12 | | | | | | | | | | |
| 99001-10600 | 16 - 6 | | | | | | | | | | |
| 99009-10400 | 12 - 4 | | | | | | | | | | |
| 99009-20500 | 13 - 26 | | | | | | | | | | |
| 99241-00120 | 33 - 18 | | | | | | | | | | |
| 99241-00160 | 33 - 17 | | | | | | | | | | |